

---

# **ViennaRNA**

*Release 2.6.4*

**Ronny Lorenz, Ivo L. Hofacker, et al.**

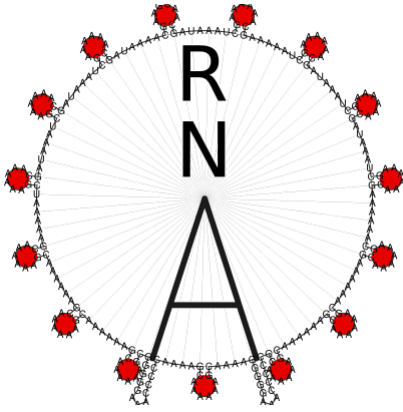
**Sep 25, 2023**



# INSTALLATION

<b>1</b>	<b>Installation</b>	<b>3</b>
<b>2</b>	<b>Configuration</b>	<b>9</b>
<b>3</b>	<b>Getting Started</b>	<b>15</b>
<b>4</b>	<b>Manpages</b>	<b>53</b>
<b>5</b>	<b>Using RNAlib</b>	<b>187</b>
<b>6</b>	<b>I/O Formats</b>	<b>209</b>
<b>7</b>	<b>Concepts and Algorithms</b>	<b>227</b>
<b>8</b>	<b>SWIG Wrappers</b>	<b>645</b>
<b>9</b>	<b>Python API</b>	<b>665</b>
<b>10</b>	<b>News</b>	<b>819</b>
<b>11</b>	<b>Changelog</b>	<b>825</b>
<b>12</b>	<b>Bibliography</b>	<b>863</b>
<b>13</b>	<b>How to cite the ViennaRNA Package</b>	<b>865</b>
<b>14</b>	<b>Frequently Asked Questions</b>	<b>867</b>
<b>15</b>	<b>Contributing to the ViennaRNA Package</b>	<b>869</b>
<b>16</b>	<b>License</b>	<b>871</b>
<b>17</b>	<b>Indices and tables</b>	<b>873</b>
<b>18</b>	<b>Contributors</b>	<b>875</b>
	<b>Bibliography</b>	<b>877</b>
	<b>Python Module Index</b>	<b>881</b>
	<b>Index</b>	<b>883</b>





The core of the **ViennaRNA Package** (Lorenz *et al.* [2011], Hofacker *et al.* [1994]) is formed by a collection of routines for the prediction and comparison of RNA secondary structures. These routines can be accessed through stand-alone programs, such as *RNAfold*, *RNAdistance* etc., which should be sufficient for most users. For those who wish to develop their own programs we provide *RNAlib*, a C-library that can be linked to your own code or even used in your scripts and pipelines through our *SWIG Wrappers* for *Python* and Perl 5.

The latest version of the package including source code and html versions of the documentation can be found at <https://www.tbi.univie.ac.at/RNA> and <https://github.com/ViennaRNA/ViennaRNA>.



## INSTALLATION

The ViennaRNA Package comes with a variety of executable programs and scripts as well as a C-library that provides access to our implemented algorithms. Moreover, the C-library is wrapped to scripting languages such as Perl 5 and Python.

---

**Note:** For best portability the ViennaRNA package uses the GNU autoconf and automake tools to prepare the compilation from source code. Read the *Configuration* section *before* you install our software if you intend to deviate from the default setup.

---

### 1.1 Installing from Source

The instructions below are for installing the ViennaRNA package from source. However, pre-compiled binaries for various Linux distributions, as well as for Windows users are available at the [download section](#) of the official ViennaRNA homepage.

---

**See also...**

*Binary packages, Using conda, and Python interface only*

---

#### 1.1.1 Quick-start

Usually you'll just download the [latest source tarball](#), unpack, configure and make. To do this type:

```
tar -zxvf ViennaRNA-2.6.4.tar.gz
cd ViennaRNA-2.6.4
./configure
make
sudo make install
```

#### 1.1.2 Installing from git repository

You can also get the latest source code from our [git repository](#) hosted at <https://github.com>:

```
git clone https://github.com/ViennaRNA/ViennaRNA.git
```

However, to proceed with the configuration and installation you need to perform some additional steps **before** actually running the `./configure` script:

1. Unpack the `libsvm` archive to allow for SVM Z-score regression with the program `RNALfold`:

```
tar -xzf src/libsvm-3.31.tar.gz -C src
```

2. Unpack the `dlib` archive to allow for concentration dependency computations with the program `RNAmultifold`:

```
tar -xjf src/dlib-19.24.tar.bz2 -C src
```

3. Install the additional maintainer tools `gengetopt`, `help2man`, `flex`, `xxd`, and `swig` if necessary. For instance, in RedHat based distributions, the following packages need to be installed:

- `gengetopt` (to generate command line parameter parsers)
- `help2man` (to generate the man pages)
- `yacc`, `flex` and `flex-devel` (to generate sources for `RNAforester`)
- `vim-common` (for the `xxd` program)
- `swig` (to generate the scripting language interfaces)
- `liblapacke` (for `RNAexplorer`)
- `liblapack` (for `RNAexplorer`)
- A fortran compiler, e.g. `gcc-gfortran` (for `RNAexplorer`)

4. Finally, run the `autoconf/automake` toolchain:

```
autoreconf -i
```

After that, you can compile and install the ViennaRNA Package as if obtained from the distribution tarball.

### 1.1.3 Building the reference manual

Our implementations are documented with extra comments that are automatically parsed by `doxygen`. The extracted API documentation is then processed further by `breathe` and finally integrated into a comprehensive reference manual written in `ReStructuredText`. This manual is then usually compiled into HTML and PDF format by `Sphinx`.

We provide pre-compiled versions of the reference manual in our distribution tarballs and HTML versions at <https://www.tbi.univie.ac.at/RNA/ViennaRNA/refman> and <https://viennarna.readthedocs.io>. However, under certain circumstances users might want to compile the reference manual themselves, e.g. when installing from git repository.

To succeed with the compilation the following tools are required:

- `doxygen` (to extract the API documentation)
- `sphinx-build` (to compile the manual)
- `pdflatex` (to compile a PDF version of the manual)

In addition, we use the following `sphinx` extensions:

- `sphinx-multiproject`
- `myst-parser`
- `sphinx-copybutton`
- `sphinxcontrib-bibtex`
- `sphinx-rtd-theme`

If all the above programs and python packages are available, compilation of the reference manual should succeed without any further problems.



### 1.1.4 Installation without root privileges

If you do not have root privileges on your computer, you might want to install the ViennaRNA Package to a location where you actually have write access to. To do so, you can set the installation prefix of the `./configure` script like so:

```
./configure --prefix=/home/username/.local  
make install
```

This will install the entire ViennaRNA Package into your home's `~/local/` directory that is commonly used for user-installed software. Just make sure that your `PATH` environment variable contains the `$HOME/.local/bin` directory such that our executables are looked-up for at the proper location.

**Tip:** The `--prefix` can be any other directory if you want to keep your installed software separate from each other. The `make install` command will then create the corresponding `bin/`, `lib/`, `share/` directories within the directory you specified.

### 1.1.5 MacOS X users

Although users will find `/usr/bin/gcc` and `/usr/bin/g++` executables in their directory tree, these programs are not at all what they pretend to be. Instead of including the GNU programs, Apple decided to install `clang/llvm` in disguise. Unfortunately, the default version of `clang/llvm` does not support `OpenMP` (yet), but only complains at a late stage of the build process when this support is required. Therefore, it seems necessary to deactivate `OpenMP` support, e.g.:

```
./configure --disable-openmp
```

See also...

*OpenMP*, *Universal binaries*, and *Missing EXTERN.h*

## 1.2 Using conda

The ViennaRNA Package is also available for the `conda` or `mamba` package manager. The only requirement is to set up the `bioconda` channels

```
conda config --add channels defaults  
conda config --add channels bioconda  
conda config --add channels conda-forge  
conda config --set channel_priority strict
```

and then you can easily install the `viennarna bioconda` package through

```
conda install viennarna
```

## 1.3 Binary packages

For convenience, we provide pre-compiled binary packages and installers for several Linux-based platforms, Microsoft Windows, and Mac OS X. They can be obtained from [our official website](#).

## 1.4 Python interface only

The Python 3 interface for the ViennaRNA Package library is [available at PyPI](#) and can be installed independently using Python's `pip`:

```
python -m pip install viennarna
```

### 1.4.1 Building the Python package

Our source tree allows for building/installing the Python 3 interface separately. For that, we provide the necessary packaging files `pyproject.toml`, `setup.cfg`, `setup.py` and `MANIFEST.in`. They are created by our `autoconf` toolchain after a successful run of `./configure`. Particular default compile-time features may be (de-)activated by setting the corresponding boolean flags in `setup.cfg`. Running

```
python -m build
```

will then create a source distribution (`sdist`) and a binary package (`wheel`) in the `dist/` directory. These files can be easily installed via Python's `pip`.

---

**Note:** If you are about to create the Python interface from a fresh clone of our git repository, you require additional steps after running `./configure` as described above. In particular, some autogenerated static files that are compiled into `RNAlib` must be generated. To do so, run

```
cd src/ViennaRNA/static
make
cd ../../..
```

Additionally, if building the reference manual is not explicitly turned off, the Python interface requires docstrings to be generated. They are taken from the doxygen xml output which can be created by

```
cd doc
make refman-html
cd ..
```

Finally, the swig wrapper must be build using

```
cd interfaces/Python
make RNA/RNA.py
cd ../../..
```

After these steps, the Python `sdist` and `wheel` packages can be build as usual.

---

## 1.5 Unofficial Julia Interface

An unofficial interface of the ViennaRNA Package for the Julia Programming Language exists at [JuliaHub](#).



## CONFIGURATION

The ViennaRNA Package includes additional executable programs such as

- RNAforester,
- Kinfold,
- Kinwalker,
- RNAlocmin, and
- RNExplorer.

Furthermore, we include several features in our C-library that may be activated by default, or have to be explicitly turned on at configure-time. Below we list a selection of the available configure options that affect the features included in all executable programs, the *RNAlib* C-library, and the corresponding scripting language interface(s).

### 2.1 Streaming SIMD Extension

Since version 2.3.5 our sources contain code that implements a faster multibranch loop decomposition in global MFE predictions, as used e.g. in *RNAfold*. This implementation makes use of modern processors *streaming SIMD extension* (SSE) that provide the capability to execute particular instructions on multiple data simultaneously (*SIMD - single instruction multiple data*, thanks to W. B. Langdon for providing the modified code). Consequently, the time required to assess the minimum of all multibranch loop decompositions is reduced up to about one half compared to the runtime of the original implementation. This feature is enabled by default since version 2.4.11 and a dispatcher ensures that the correct implementation will be selected at runtime. If for any reason you want to disable this feature at compile-time use the following:

```
./configure --disable-simd
```

### 2.2 Scripting Language Interfaces

The ViennaRNA Package comes with scripting language interfaces for Perl 5, Python (provided by *SWIG*), that allow one to use the implemented algorithms directly without the need of calling an executable program. The necessary requirements are determined at configure-time and particular languages may be deactivated automatically if the requirements are not met.

---

**Note:** Building the Python 2 interface is deactivated by default since it reached its end-of-life on January 1st, 2020. If for any reason you still want to build that interface, you may use the `--with-python2` configure option to turn it back on.

---

You may also switch-off particular languages by passing the `--without-perl` and/or `--without-python` configure options, e.g.:

```
./configure --without-perl --without-python
```

will turn-off the Perl 5 and Python 3 interfaces.

---

**Tip:** Disabling the scripting language support all-together can be accomplished using the following switch:

```
./configure --without-swig
```

---

## 2.3 Cluster Analysis

The programs `AnalyseSeqs` and `AnalyseDists` offer some cluster analysis tools (split decomposition, statistical geometry, neighbor joining, Ward's method) for sequences and distance data. To also build these programs add `--with-cluster` to your configure options.

## 2.4 Kinfold

The `kinfold` program can be used to simulate the folding dynamics of an RNA molecule, and is compiled by default. Use the `--without-kinfold` option to skip compilation and installation of `Kinfold`.

## 2.5 RNAforester

The `RNAforester` program is used for comparing secondary structures using tree alignment. Similar to `kinfold`, use the `--without-forester` option to skip compilation and installation of `RNAforester`.

## 2.6 Kinwalker

The `kinwalker` algorithm performs co-transcriptional folding of RNAs, starting at a user specified structure (default: open chain) and ending at the minimum free energy structure. Compilation and installation of this program is deactivated by default. Use the `--with-kinwalker` option to enable building and installation of `kinwalker`.

## 2.7 RNALocmin

The `RNALocmin` program is part of the **Basin Hopping Graph Framework** and reads secondary structures and searches for local minima by performing a gradient walk from each of those structures. It then outputs an energetically sorted list of local minima with their energies and number of hits to particular minimum, which corresponds to a size of a gradient basin. Additional output consists of barrier trees and Arrhenius rates to compute various kinetic aspects. Compilation and installation of this program is activated by default. Use the `--without-rnallocmin` option to disable building and installation of `RNALocmin`.

## 2.8 RNExplorer

The `RNExplorer` is a multitool, that offers different methods to explore RNA energy landscapes. In default mode it takes an RNA sequence as input and produces a sample of RNA secondary structures. The repellent sampling heuristic used in default mode iteratively penalizes base pairs of local minima of structures that have been seen too often. This results in a diverse sample set with the most important low free energy structures. Compilation and installation of this program is activated by default. Note, that this tool depends on the LAPACK library. Use the `--without-rnexplorer` option to disable building and installation of `RNExplorer`.

## 2.9 Link Time Optimization

To increase the performance of our implementations, the ViennaRNA Package tries to make use of the *Link Time Optimization* (LTO) feature of modern C-compilers. If you are experiencing any troubles at make-time or run-time, or the configure script for some reason detects that your compiler supports this feature although it doesn't, you can deactivate it using the flag:

```
./configure --disable-lto
```

Note, that `gcc` before version 5 is known to produce unreliable LTO code, especially in combination with *SIMD*. We therefore recommend using a more recent compiler (GCC 5 or above) or to turn off one of the two features, LTO or SIMD optimized code.

## 2.10 OpenMP

To enable concurrent computation of our implementations and in some cases parallelization of the algorithms we make use of the `OpenMP` API. This interface is well understood by most modern compilers. However, in some cases it might be necessary to deactivate `OpenMP` support and therefore transform *RNALib* into a C-library that is not entirely *thread-safe*. To do so, add the following configure option:

```
./configure --disable-openmp
```

## 2.11 POSIX threads

To enable concurrent computation of multiple input data in `RNAfold`, and for our implementation of the concurrent unordered insert, ordered output flush data structure `vrna_ostream_t` we make use of POSIX threads (pthread). This should be supported on all modern platforms and usually does not pose any problems. Unfortunately, we use a threadpool implementation that is not compatible with Microsoft Windows yet. Thus, POSIX thread support can not be activated for Windows builds until we have fixed this problem. If you want to compile `RNAfold` and `RNALib` without POSIX threads support for any other reasons, add the following configure option:

```
./configure --disable-pthreads
```

## 2.12 SVM Z-score filter

By default, RNALfold that comes with the ViennaRNA Package allows for Z-score filtering of its predicted results using a *Support Vector Machine* (SVM) provided by the [LIBSVM](#) library. However, this library is statically linked to our own *RNALib*. If this introduces any problems for your own third-party programs that link against *RNALib*, you can safely switch off the Z-scoring implementation using:

```
./configure --without-svm
```

## 2.13 GNU Scientific Library

The program RNAPvmin computes a pseudo-energy perturbation vector that aims to minimize the discrepancy of predicted, and observed pairing probabilities. For that purpose it implements several methods to solve the optimization problem. Many of them are provided by the [GNU Scientific Library](#) (GSL), which is why the RNAPvmin program, and the *RNALib* C-library are required to be linked against `libgsl`. If this introduces any problems in your own third-party programs that link against *RNALib*, you can turn off a larger portion of available minimizers in RNAPvmin and linking against `libgsl` all-together, using:

```
./configure --without-gsl
```

## 2.14 Multiple-precision Floating-Point Computations

Our *Non-redundant Boltzmann Sampling* implementation uses multi-precision floating-point computations provided by the [GNU MPFR library](#) by default. This requires linking against `libmpfr` and `libgmp`. You can switch off this feature using:

```
./configure --disable-mpfr
```

## 2.15 Universal binaries

If you intend to build the ViennaRNA for Mac OS X such that it runs *on both*, `x86_64` and the `arm64` (Apple Silicon Processors) architectures, you need to build a so-called *universal binary*. Note, however, that to accomplish this task, you might need to deactivate any third-party library dependency as in most cases, only one architecture will be available at link time. This includes the Perl 5 and Python interfaces but might also concern also [MPFR](#) and [GSL support](#), possibly even more. In order to compile and link the programs, library, and scripting language interfaces of the ViennaRNA Package for multiple architectures, we've added a new configure switch that sets up the required changes automatically:

```
./configure --enable-universal-binary
```

---

**Note:** With link time optimization turned on, MacOS X's default compiler (`llvm/clang`) generates an intermediary binary format that can not easily be combined into a multi-architecture library. Therefore, the `--enable-universal-binary` switch turns off *Link Time Optimization!*

---



## 2.16 Disable C11/C++11 features

By default, we use C11/C++11 features in our implementations. This mainly accounts for unnamed unions/structs within *RNAlib*. The configure script automatically detects whether or not your compiler understands these features. In case you are using an older compiler, these features will be deactivated by setting a specific pre-processor directive. If for some reason you want to deactivate C11/C++11 features despite the capabilities of your compiler, use the following configure option:

```
./configure --disable-c11
```

## 2.17 Deprecated symbols

Since version 2.2 we are in the process of transforming the API of our *RNAlib*. Hence, several symbols are marked as *deprecated* whenever they have been replaced by the new API. By default, deprecation warnings at compile time are deactivated. If you want to get your terminal spammed by tons of deprecation warnings, enable them using:

```
./configure --enable-warn-deprecated
```

## 2.18 Single precision

Calculation of partition functions (via `RNAfold -p`) uses double precision floats by default, to avoid overflow errors on longer sequences. If your machine has little memory and you don't plan to fold sequences over 1,000 bases in length you can compile the package to do the computations in single precision by running:

```
./configure --enable-floatpf
```

**Warning:** Using this option is discouraged and not necessary on most modern computers.

## 2.19 Help

For a complete list of all `./configure` options and important environment variables, type:

```
./configure --help
```

For more general information on the build process see the *INSTALL* file.



## GETTING STARTED

Here you find some more or less elaborate tutorials and manuals on how to use our software.

---

**Note:** The tutorials provided below are mostly taken from [A short Tutorial on RNA Bioinformatics The ViennaRNA Package and related Programs](#). Since they have not been updated for quite some time, some of the described features may not work as expected and novel features of our programs may not be mentioned.

We will be working on extending this part of the documentation in the future.

---

### 3.1 Global RNA Secondary Structure Prediction

Several tools for structure prediction of single RNA sequences are available within the ViennaRNA Package, each with its own special subset of implemented algorithms.

#### 3.1.1 The Program RNAfold

##### Introduction

Our first task will be to do a structure prediction using RNAfold. This should get you familiar with the input and output format as well as the graphical output produced.

RNAfold reads single RNA sequences, computes their minimum free energy (MFE) structures, and prints the result together with the corresponding MFE structure in dot-bracket notation. This is the default mode if no further command line parameters are provided. Please note, that the RNAfold program can either be used in *interactive mode*, where the program expects the input from *stdin*, or in *batch processing mode* where you provide the input sequences as text files.

##### Partition function

To activate computation of the partition function for each sequence, the `-p` option must be set. From the partition function

$$Q = \sum_{s \in \Omega} \exp(-E(s)/RT)$$

over the ensemble of all possible structures  $\Omega$ , with temperature  $T$  and gas constant  $R$ , RNAfold then computes the ensemble free energy  $G = -RT \cdot \ln(Q)$ , and frequency of the MFE structure  $s_{mfe}$  within the ensemble

$$p = \exp(-E(s_{mfe})/RT)/Q$$

## Ensemble diversity

By default, the `-p` option also activates the computation of base pairing probabilities  $p_{ij}$ . From this data, RNAfold then determines the ensemble diversity

$$\langle d \rangle = \sum_{ij} p_{ij} \cdot (1 - p_{ij}),$$

i.e. the expected distance between any two secondary structure, as well as the centroid structure, i.e. the structure  $s_c$  with the least Boltzmann weighted distance

$$d_{\Omega}(s_c) = \sum_{s \in \Omega} p(s) d(s_c, s)$$

to all other structures  $s \in \Omega$ .

## Maximum Expected Accuracy

Another useful structure representative one can determine from base pairing probabilities  $p_{ij}$  is the structure that exhibits the *maximum expected accuracy (MEA)*. By assuming the base pair probability is a good measure of correctness of a pair  $(i, j)$ , the expected accuracy of a structure  $s$  is

$$EA(s) = \sum_{(i,j) \in s} 2\gamma p_{ij} + \sum_{\#(i,j) \in s} q_i$$

with  $q_i = 1 - \sum_j p_{ij}$  and weighting factor  $\gamma$  that allows us to weight paired against unpaired positions. RNAfold uses a dynamic programming scheme similar to the *Maximum Matching algorithm* of Ruth Nussinov to find the structure  $s$  that minimizes the above equation.

The RNAfold program provides a large amount of additional computation modes that will be partly covered below. To get a full list of all computation modes available, please consult the RNAfold man page or the outputs of `RNAfold -h` and `RNAfold --detailed-help`.

## MFE structure of a single sequence

- Use a text editor (emacs, vi, nano, gedit) to prepare an input file by pasting the text below and save it under the name `test.seq` in your Data folder:

```
> test
```

```
CUACGGCGCGGCCCUUGGCGA
```

- Compute the best (MFE) structure for this sequence using *batch processing mode*

```
$ RNAfold test.seq
CUACGGCGCGGCCCUUGGCGA
.....(((...))). ( -5.00)
```

- or use the *interactive mode* and redirect the content of `test.seq` to *stdin*

```
$ RNAfold < test.seq
CUACGGCGCGGCCCUUGGCGA
.....(((...))). ( -5.00)
```

- alternatively, you could use the *interactive mode* and manually enter the sequence as soon as RNAfold prompts for input

```

$ RNAfold
Input string (upper or lower case); @ to quit
.....1.....2.....3.....4.....5.....6.....7.....8
CUACGGCGGGCGCCCUUGGCGA
length = 23

CUACGGCGGGCGCCCUUGGCGA
.....(((...))).
minimum free energy = -5.00 kcal/mol

```

All the above variants to compute the MFE and the corresponding structure result in identical output, except for slight variations in the formatting when true *interactive mode* is used. The last line(s) of the text output contains the predicted MFE structure in *dot-bracket notation* and its free energy in kcal/mol. A dot in the dot-bracket notation represents an unpaired position, while a base pair (i, j) is represented by a pair of matching parentheses at position i and j.

If the input was FASTA formatted, i.e. the sequence was preceded by a header line with sequence identifier, RNAfold creates a structure layout file named `test_ss.ps`, where `test` is the sequence identifier as provided through the FASTA header. In case the header was omitted the output file name simply is `rna.ps`.

Let's take a look at the output file with your favorite PostScript viewer, e.g. `gv`.

---

**Note:** In contrast to bitmap based image files (such as GIF or JPEG) PostScript files contain resolution independent *vector graphics*, suitable for publication. They can be viewed on-screen using a postscript viewer such as `gv` or `evince`. Also note the `&` at the end of the following command line that simply detaches the program call and immediately starts the program in the background.

---

```
$ gv test_ss.ps &
```

Compare the dot-bracket notation to the PostScript drawing shown in the file `test_ss.eps`.

You can use the `-t` option to change the layout algorithm RNAfold uses to produce the plot. The most simply layout is the *radial* layout that can be chosen with `-t 0`. Here, each nucleotide in a loop is equally spaced on its enclosing circle. The more sophisticated Naview layout algorithm is used by default but may be explicitly chosen through `-t 1`. A hidden feature can be found with `-t 2`, where RNAfold creates a most simple circular plot.

The calculation above does not tell us whether we can actually trust the predicted structure. In fact, there may be many more possible structures that might be equally probable. To find out about that, let's have a look at the equilibrium ensemble instead.

### Equilibrium ensemble properties

- Run:

```
$ RNAfold -p --MEA
```

to compute the partition function, pair probabilities, centroid structure, and the maximum expected accuracy (MEA) structure.

- Have a look at the generated PostScript files `test_ss.ps` and `test_dp.ps`

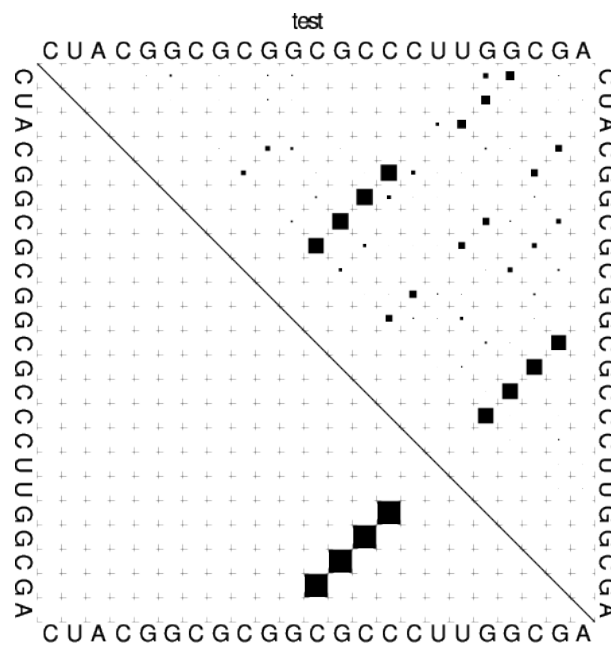
```

$ RNAfold -p --MEA test.seq
CUACGGCGGGCGCCCUUGGCGA
.....(((...))). ( -5.00)
....{,{{...|||...}}}. [ -5.72]
..... { 0.00 d=4.66}
.....((...))((...))... { 2.90 MEA=14.79}
frequency of mfe structure in ensemble 0.311796; ensemble diversity 6.36

```



## The base pair probability dot plot



The *dot plot* (`test_dp.ps`) shows the pair probabilities within the equilibrium ensemble as  $n \times n$  matrix, and is an excellent way to visualize structural alternatives. A square at row  $i$  and column  $j$  indicates a base pair. The area of a square in the upper right half of the matrix is proportional to the probability of the base pair  $(i, j)$  within the equilibrium ensemble. The lower left half shows all pairs belonging to the MFE structure. While the MFE consists of a single helix, several different helices are visualized in the pair probabilities.

While a base pair probability dot-plot is quite handy to interpret for short sequences, it quickly becomes confusing the longer the RNA sequence is. Still, this is (currently) the only output of base pair probabilities for the `RNAfold` program. Nevertheless, since the dot plot is a true PostScript file, one can retrieve the individual base pair probabilities by parsing its textual content.

- Open the dot plot with your favorite text editor
- Locate the lines that follow the scheme

```
i j v ubox
```

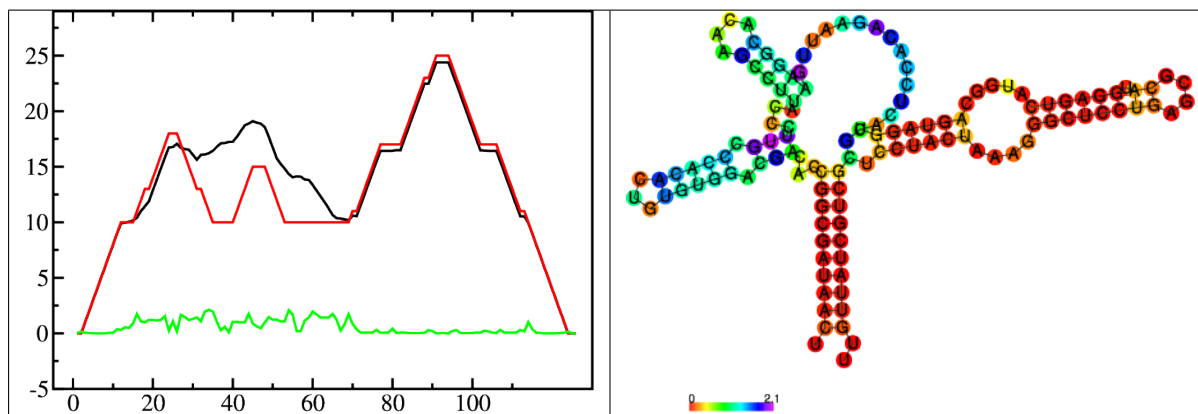
where  $i$  and  $j$  are integer values and  $v$  is a floating point decimal with values between 0 and 1. These are the data for the boxes drawn in the upper triangle. The integer values  $i$  and  $j$  denote the nucleotide positions while the value  $v$  is the square-root of the probability of base pair  $(i, j)$ . Thus, the actual base pair probability  $p(i, j) = v \cdot v$ .

## Mountain and Reliability plot

Next, let's use the `relplot.pl` utility to annotate which parts of a predicted MFE structure are well-defined and thus more reliable. Also let's use a real example for a change and produce yet another representation of the predicted structure, the *mountain plot*.

Fold the 5S rRNA sequence and visualize the structure. (The `5S.seq` is shipped with the tutorial)

```
$ RNAfold -p 5S.seq
$ mountain.pl 5S_dp.ps | xmgrace -pipe
$ relplot.pl 5S_ss.ps 5S_dp.ps > 5S_rss.ps
```



A mountain plot is especially useful for long sequences where conventional structure drawings become terribly cluttered. It is a xy-diagram plotting the number of base pairs enclosing a sequence position *versus* the position. The Perl script `mountain.pl` transforms a dot plot into the mountain plot coordinates which can be visualized with any xy-plotting program, e.g. `xmgrace`.

The resulting plot shows three curves, two mountain plots derived from the MFE structure (red) and the pairing probabilities (black) and a positional entropy curve (green). Well-defined regions are identified by low entropy. By superimposing several mountain plots structures can easily be compared.

The perl script `relplot.pl` adds reliability information to a RNA secondary structure plot in the form of color annotation. The script computes a well-definedness measure we call “positional entropy”

$$S(i) = - \sum p_{ij} \log(p_{ij})$$

and encodes it as color hue, ranging from red (low entropy, well-defined) via green to blue and violet (high entropy, ill-defined). In the example above two helices of the 5S RNA are well-defined (red) and indeed predicted correctly, the left arm is not quite correct and disordered.

For the figure above we had to rotate and mirror the structure plot, e.g.

```
$ rotate_ss.pl -a 180 -m 5S_rss.ps > 5S_rot.ps
```

## Batch job processing

In most cases, one doesn’t only want to predict the structure and equilibrium probabilities for a single RNA sequence but a set of sequences. `RNAfold` is perfectly suited for this task since it provides several different mechanisms to support batch job processing. First, in *interactive* mode, it only stops processing input from `stdin` if it is requested to do so. This means that after processing one sequence, it will prompt for the input of the next sequence. Entering the `@` character will forcefully abort processing. In situations where the input is provided through input stream redirection, it will end processing as soon stream is closed.

In contrast to that, the *batch processing mode* where one simply specifies input files as so-called unnamed command line parameters, the number of input sequences is more or less unlimited. You can specify as many input files as your terminal emulator allows, and each input file may consist of arbitrarily many sequences. However, please note that mixing FASTA and non-fasta input is not allowed and will most likely produce bogus output.

Assume you have four input files `file_0.fa`, `file_1.fa`, `file_2.fa`, and `file_3.fa`. Each file contains a set of RNA sequences in FASTA format. Predicting secondary structures for all sequences in all files with a single call to `RNAfold` and redirecting the output to a file `all_sequences_output.fold` can be achieved like this: .. code:

```
$ RNAfold file_0.fa file_1.fa file_2.fa file_3.fa > all_sequences_output.fold
```

The above call to `RNAfold` will open each of the files and process the sequences sequentially. This, however, might take a long time and the sequential processing will most likely bore out your multi-core workstation or laptop computer, since only a single core is used for the computations while the others are idle. If you happen to have



more than a single CPU core and want to take advantage of the available parallel processing power, you can use the `-j` option of `RNAfold` to split the input into concurrent jobs.

```
$ RNAfold -j file_*.fa > all_sequences_output.fold
```

This command will use as many CPU cores as available and, therefore, process your input much faster. If you want to limit the number of concurrent jobs to a particular number, say 2, to leave the remaining cores available for other tasks, you can append the number of jobs directly to the `-j` option: `.. code:`

```
$ RNAfold -j2 file_*.fa > all_sequences_output.fold
```

Note here, that there must not be any space between the `j` and the number of jobs.

Now imagine what happens if you have a larger set of sequences that are not stored in FASTA format. If you would serve such an input to `RNAfold`, it would happily process each of the sequences but always over-write the structure layout and dot-plot files, since the default names for these files are `rna.ps` and `dot.ps` for any sequence. This is usually an undesired behavior, where `RNAfold` and the `--auto-id` option becomes handy. This option flag forces `RNAfold` to automatically create a sequence identifier for each input, thus using different file names for each single output. The identifier that is created follows the form `.. code:`

```
sequence_XXXX
```

where `sequence` is a prefix, followed by the delimiting character `_`, and an increasing 4-digit number `XXXX` starting at 0000. This feature is even useful if the input is in FASTA format, but one wants to enforce a novel naming scheme for the sequences. As soon as the `--auto-id` option is set, `RNAfold` will ignore any id taken from existing FASTA headers in the input files.

See also the man page of `RNAfold` to find out how to modify the prefix, delimiting character, start number and number of digits.

- Create an input file with many RNA sequences, each on a separate line, e.g.:

```
$ randseq -n 127 > many_files.seq
```

- Compute the MFE structure for each of the sequences and generate output ids with numbers between 100 and 226 and prefix `test_seq`:

```
$ RNAfold --auto-id --id-start=100 --id-prefix="test_seq" many_files.seq
```

### Add constraints to the structure prediction

For some scientific questions one requires additional constraints that must be enforced when predicting secondary structures. For instance, one might have resolved parts of the structure already and is simply interested in the optimal conformation of the remaining part of the molecule. Another example would be that one already knows that particular nucleotides can not participate in any base pair, since they are physically hindered to do so. These types of constraints are termed *hard* constraints and they can enforce or prohibit particular conformations, thus include or omit structures with these features from the set candidate ensemble.

Another type of constraints are so-called *soft* constraints, that enable one to adjust the free energy contributions of particular conformations. For instance, one could add a bonus energy if a particular (stretch of) nucleotides is left unpaired to emulate the binding free energy of a single strand binding protein. The same can be applied to base pairs, for instance one could add a penalizing energy term if a particular base pair is formed to make it less likely.

The `RNAfold` programs come with a comprehensive hard and soft constraints support and provides several convenience command line parameters to ease constraint application.

The most simple hard constraint that can be applied is the maximum base pair span, i.e. the maximum number of nucleotides a particular base pair may span. This constraint can be applied with the `--maxBPspan` option followed by an integer number.

- Compute the secondary structure for the `5S.seq` input file

- Now limit the maximum base pair span to 50 and compare both results:

```
$ RNAfold --maxBPspan 50 5S.seq
```

Now assume you already know parts of the structure and want to *fill-in* an optimal remaining part. You can do that by using the `-C` option and adding an additional line in dot-bracket notation to the input (after the sequence) that corresponds to the known structure:

- Prepare the input file `hard_const_example.fa`:

```
>my_constrained_sequence
GCCCUUGUCGAGAGGAACUCGAGACACCCACUACCCACUGAGGACUUUCG
..(((.....)))
```

Note here, that we left out the remainder of the input structure constraint that will eventually be used to enforce a helix of 4 base pairs at the beginning of the sequence. You may also fill the remainder of the constraint with dots to silence any warnings issued by `RNAfold`.

- Compute the MFE structure for the input:

```
$ RNAfold hard_const_example.fa
>my_constrained_sequence
GCCCUUGUCGAGAGGAACUCGAGACACCCACUACCCACUGAGGACUUUCG
.....((((((...(((.....))))))..)))))) (-8.00)
```

- Now compute the MFE structure under the provided constraint:

```
$ RNAfold -C hard_const_example.fa
>my_constrained_sequence
GCCCUUGUCGAGAGGAACUCGAGACACCCACUACCCACUGAGGACUUUCG
..(((.....)))....((((..(((.....)).)..)))))) (-7.90)
```

- Due to historic reasons, the `-C` option alone only forbids any base pairs that are incompatible with the constraint, rather than enforcing the constraint. Thus, if you compute equilibrium probabilities, structures that are missing the small helix in the beginning are still part of the ensemble. If you want to compute the pairing probabilities upon forcing the small helix at the beginning, you can add the `--enforceConstraint` option:

```
$ RNAfold -p -C --enforceConstraint hard_const_example.fa
>my_constrained_sequence
GCCCUUGUCGAGAGGAACUCGAGACACCCACUACCCACUGAGGACUUUCG
..(((.....)))....((((..(((.....)).)..)))))) (-7.90)
```

Have a look at the differences in ensemble free energy and base pair probabilities between the results obtained with and without the `--enforceConstraint` option.

A more thorough alternative to provide constraints is to use the `--commands` option and a corresponding *commands file*. This allows one to specify constraints on nucleotide or base pair level and even to restrict a constraint to particular loop types. A *commands file* is a simple multi column text file with one constraint on each line. A line starts with a one- or two-letter command, followed by multiple values that specify the addressed nucleotides, the loop context restriction, and, for soft constraints, the strength of the constraint in *kcal/mol*. The syntax is as follows:

```
F i 0 k [TYPE] [ORIENTATION] # Force nucleotides i...i+k-1 to be paired
F i j k [TYPE] # Force helix of size k starting with (i,j) to be formed
P i 0 k [TYPE] # Prohibit nucleotides i...i+k-1 to be paired
P i j k [TYPE] # Prohibit pairs (i,j),..., (i+k-1,j-k+1)
P i-j k-1 [TYPE] # Prohibit pairing between two ranges
C i 0 k [TYPE] # Nucleotides i,...,i+k-1 must appear in context TYPE
C i j k # Remove pairs conflicting with (i,j),..., (i+k-1,j-k+1)
E i 0 k e # Add pseudo-energy e to nucleotides i...i+k-1
E i j k e # Add pseudo-energy e to pairs (i,j),..., (i+k-1,j-k+1)
```

with

```
[TYPE]           = { E, H, I, i, M, m, A }
[ORIENTATION]   = { U, D }
```

- Prepare a commands file `test.constraints` that forces the first 5 nucleotides to pair and the following 3 nucleotides to stay unpaired as part of a multi-branch loop:

```
F 1 0 5
C 6 0 3 M
```

- Use the `randseq` program to generate multiple sequences and compute the MFE structure for each under the constraints prepared earlier:

```
$ randseq -n 20 | RNAfold --commands test.constraints
```

Inspect the output to assure yourself that the commands have been applied

A few much more sophisticated constraints will be discussed below.

### SHAPE directed RNA folding

In order to further improve the quality of secondary structure predictions, mapping experiments like SHAPE (selective 2'-hydroxyl acylation analyzed by primer extension) can be used to experimentally determine the pairing status for each nucleotide. In addition to thermodynamic based secondary structure predictions, RNAfold supports the incorporation of this additional experimental data as soft constraints.

If you want to use SHAPE data to guide the folding process, please make sure that your experimental data is present in a text file, where each line stores three white space separated columns containing the position, the abbreviation and the normalized SHAPE reactivity for a certain nucleotide.

```
1 G 0.134
2 C 0.044
3 C 0.057
4 G 0.114
5 U 0.094
  ...
  ...
  ...
71 C 0.035
72 G 0.909
73 C 0.224
74 C 0.529
75 A 1.475
```

The second column, which holds the nucleotide abbreviation, is optional. If it is present, the data will be used to perform a cross check against the provided input sequence. Missing SHAPE reactivities for certain positions can be indicated by omitting the reactivity column or the whole line. Negative reactivities will be treated as missing. Once the SHAPE file is ready, it can be used to constrain folding:

```
$ RNAfold --shape=rna.shape --shapeMethod=D < rna.seq
```

A small compilation of reference data taken from Hajdin *et al.* [2013] is available online [https://weeks.chem.unc.edu/data-files/ShapeKnots\\_DATA.zip](https://weeks.chem.unc.edu/data-files/ShapeKnots_DATA.zip). However, the included reference structures are only available in connect (.ct) format and require conversion into dot-bracket notation to compare them against predicted structures with RNAfold. Furthermore, the normalized SHAPE data is available as Excel spreadsheet and also requires some pre-processing to make it available for RNAfold.

## Adding ligand interactions

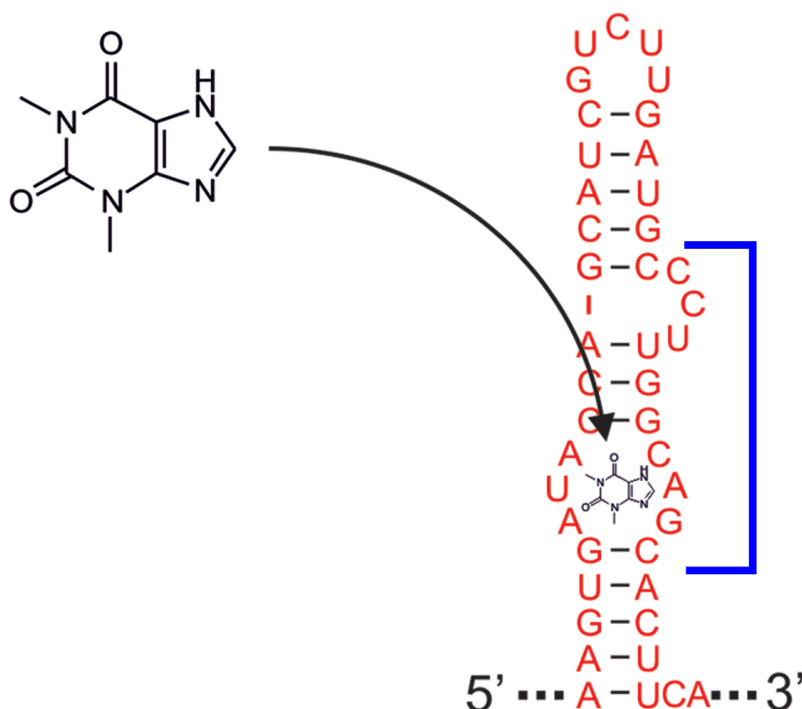
RNA molecules are known to interact with other molecules, such as additional RNAs, proteins, or other small ligand molecules. Some interactions with small ligands that take place in loops of an RNA structure can be modeled in terms of soft constraints. However, to stay compatible with the recursive decomposition scheme for secondary structures they are limited to the unpaired nucleotides of hairpins and internal loops.

The `RNAlib` library of the ViennaRNA Package implements a most general form of constraints capability. However, the available programs do not allow for a full access to the implemented features. Nevertheless, `RNAfold` provides a convenience option that allows to easily include ligand binding to hairpin- or interior-loop like aptamer motifs. For that purpose, a user needs only to provide motif and a binding free energy.

Consider the following example file `theo.fa` for a theophylline triggered riboswitch with the sequence:

```
>theo-switch
GGUGAUACCAGAUUUCGCGAAAAUCCCUUGGCAGCACCUCGCACAUCUUGUUGUC
UGAUUAUUGAUUUUUCGCGAAACCAUUUGAUCAUAUGACAAGAUGAG
```

The theophylline aptamer structure has been actively researched during the last two decades.



Although the actual aptamer part (marked in blue) is not a simple interior loop, it can still be modeled as such. It consists of two delimiting base pairs (G,C) at the 5' site, and another (G,C) at its 3' end. That is already enough to satisfy the requirements for the `--motif` option of `RNAfold`. Together with the aptamer sequence motif, the entire aptamer can be written down in dot-bracket form as:

```
GAUACCAG&CCCUUGGCAGC
(...((((&)...)))...)
```

Note here, that we separated the 5' and 3' part from each other using the `&` character. This enables us to omit the variable hairpin end of the aptamer from the specification in our model.

The only ingredient that is still missing is the actual stabilizing energy contribution induced by the ligand binding into the aptamer pocket. But several experimental and computational studies have already determined dissociation constants for this system. Jenison *et al.* [1994], for instance, determined a dissociation constant of  $K_d = 0.32 \mu M$  which, for standard reference concentration  $c = 1 \text{ mol/L}$ , can be translated into a binding free energy

$$\Delta G = RT \cdot \ln \frac{K_d}{c} \approx -9.22 \text{ kcal/mol}$$

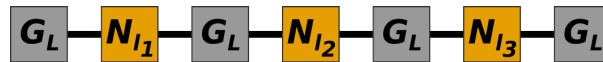
Finally, we can compute the MFE structure for our example sequence

```
$ RNAfold -v --motif "GAUACCAG&CCCUUGGCAGC,(...((((&...)))...),-9.22" theo.fa
```

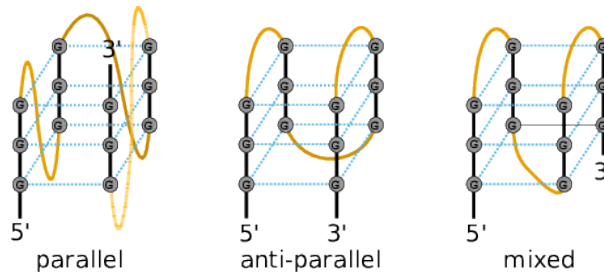
Compare the predicted MFE structure with and without modeling the ligand interaction. You may also enable partition function computation to compute base pair probabilities, the centroid structure and MEA structure to investigate the effect of ligand binding on ensemble diversity.

## G-quadruplexes

G-Quadruplexes are a common conformation found in G-rich sequences where four runs of consecutive G's are separated by three short sequence stretches.



They form local self-enclosed stacks of G-quartets bound together through 8 Hoogsteen-Watson Crick bonds and further stabilized by a metal ion (usually potassium).



To acknowledge the competition of regular secondary structure and G-quadruplex formation, the ViennaRNA Package implements an extension to the default recursion scheme. For that purpose, G-quadruplexes are simply considered a different type of substructure that may be incorporated like any other substructure. The free energy of a particular G-quadruplex at temperature  $T$  is determined by a simple energy model

$$E(L, l_{tot}, T) = a(T) \cdot (L - 1) + b(T) \cdot \ln(l_{tot} - 2)$$

that only considers the number of stacked layers  $L$  and the total size of the three linker sequences  $l_{tot} = l_1 + l_2 + l_3$  connecting the G runs. Linker sequence and asymmetry effects as well as relative strand orientations (parallel, anti-parallel or mixed) are entirely neglected in this model. The free energy parameters

$$a(T) = H_a + TS_a$$

and

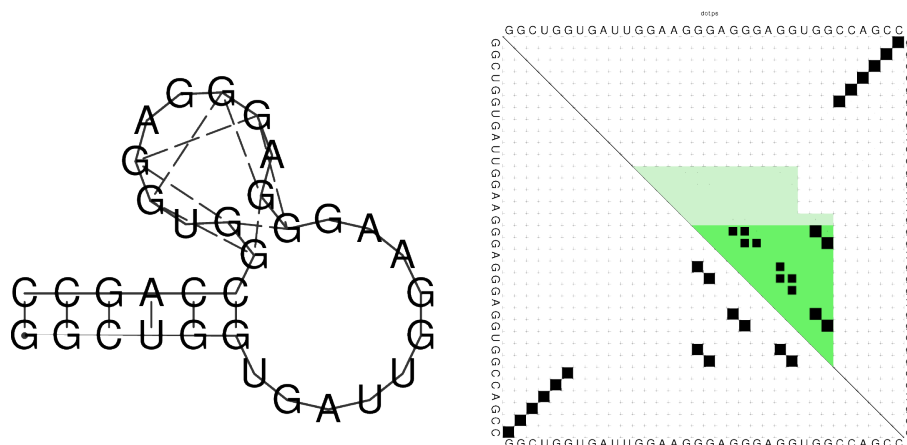
$$b(T) = H_b + TS_b$$

have been determined from experimental UV-melting data taken from Zhang *et al.* [2011].

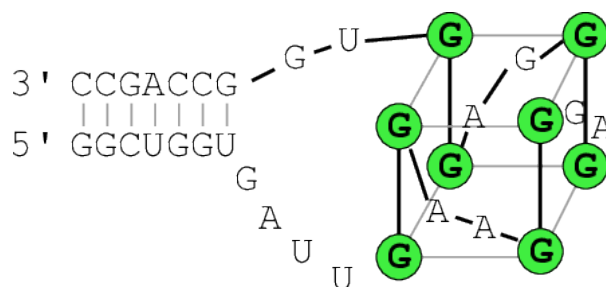
RNAfold allows one to activate the G-quadruplex implementation by simply providing the `-g` switch. G-quadruplexes are then taken into account for MFE and equilibrium probability computations.

```
$ echo "GGCUGGUGAUUGGAAGGGAGGGAGGUGGCCAGCC" | RNAfold -g -p
GGCUGGUGAUUGGAAGGGAGGGAGGUGGCCAGCC
(((((((.....++..++..++..++)))))) (-21.39)
(((((((.....(.....)))))) [-21.83]
(((((((.....++..++..++..++)))))) {-21.39 d=0.04}
frequency of mfe structure in ensemble 0.491118; ensemble diversity 0.08
```

The resulting structure layout and dot plot PostScript files depict the predicted G-quadruplexes as hairpin-like loops with additional bonds between the interacting G's, and green triangles where the color intensity encodes the G-quadruplex probability, respectively. Have a closer look at the actual G-quadruplex probabilities by opening the dot plot PostScript file with a text browser again.



A better drawing of the predicted G-quadruplex might look as follows



Repeat the above analysis for other RNA sequences that might contain and form a G-quadruplex, e.g. the human telomerase RNA component hTERC:

```
>hTERC
AGAGAGUGACUCUCACGAGAGCCGCGAGAGUCAGCUUGGCCAAUCCGUGCGGUCGG
CGGCCGUCUUUAUAAGCCGACUCGCCCGGACGCGACCGGGUUGCGGAGGGUG
GGCCUGGGAGGGUGGUGGCCAUUUUUUGUCUAACCCUAACUGAGAAGGGCGUAGG
CGCCGUGUUUGUCUUUUUUGUCUUAACCCUAACUGAGAAGGGCGUAGG
AAGCCUCGGCCUCGCGCCUCCACCGUUCAUUCUAGAGCAAACAAAAAUGUCAGC
UGCUGGCCCGUUCGCCCCUCCGGGGACCUGCGGGCGGUCGCCUGCCAGCCCCCG
AACCCGCCUGGAGGCCGCGGUCGGCCCGGGCUUCUCGGAGGCACCCACUGCCA
CCGGAAGAGUUGGCUCUGUCAGCCGCGGGUCUCUCGGGGCGAGGGCGAGGUUC
AGGCCUUUCAGGCCGAGGAAGAGGAACGGAGCGAGUCCCGCGCGGGCGCGAUU
CCCUGAGCUGUGGACGUGCACCCAGGACUCGGCUCACACAUGC
```

### SSB protein interaction

Similar to the ligand interactions discussed above, a single strand binding (SSB) protein might bind to consecutively unpaired sequence motifs. To model such interactions the ViennaRNA Package implements yet another extension to the folding grammar to cover all cases a protein may bind to, termed *unstructured domains*. This is in contrast to the ligand binding example above that uses the soft constraints implementation, and is, therefore, restricted to unpaired hairpin- and interior-loops.

To make use of this implementation in RNAfold one has to resort to *command files* again. Here, an unstructured domain (UD) can be easily added using the following syntax:

```
UD m e [LOOP]
```

where *m* is the sequence motif the protein binds to in IUPAC format, *e* is the binding free energy in *kcal/mol*, and the optional LOOP specifier allows for restricting the binding to particular loop types, e.g. **M** for multibranch loops, or **E** for the exterior loop. See the syntax for command files above for an overview of all loop types available.

As an example, consider the protein binding experiment taken from Forties and Bundschuh [2010]. Here, the authors investigate a hypothetical unspecific RNA binding protein with a footprint of 6 *nt* and a binding energy of  $\Delta G = -10 \text{ kcal/mol}$  at 1 *M*. With  $T = 37^\circ\text{C}$  and

$$\Delta G = RT \cdot \ln \frac{K_d}{c}$$

this translates into a dissociation constant of

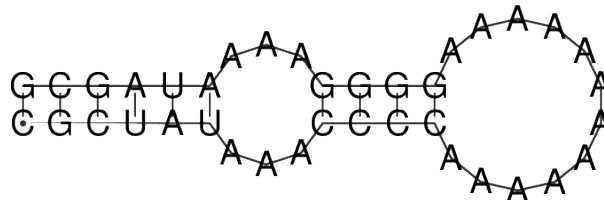
$$K_d = \exp(\Delta G/RT) = 8.983267433 \cdot 10^{-8}.$$

Hence, the binding energies at 50 *nM*, 100 *nM*, 400 *nM*, and 1  $\mu\text{M}$  are 0.36 *kcal/mol*,  $-0.07 \text{ kcal/mol}$ ,  $-0.92 \text{ kcal/mol}$ , and  $-1.49 \text{ kcal/mol}$ , respectively.

The RNA sequence file `forties_bundschuh.fa` for this experiment is:

```
>forties_bundschuh
CGCUAUAAACCCCAAAAAAAAAAAGGGGAAAAUAGCG
```

which yields the following MFE structure



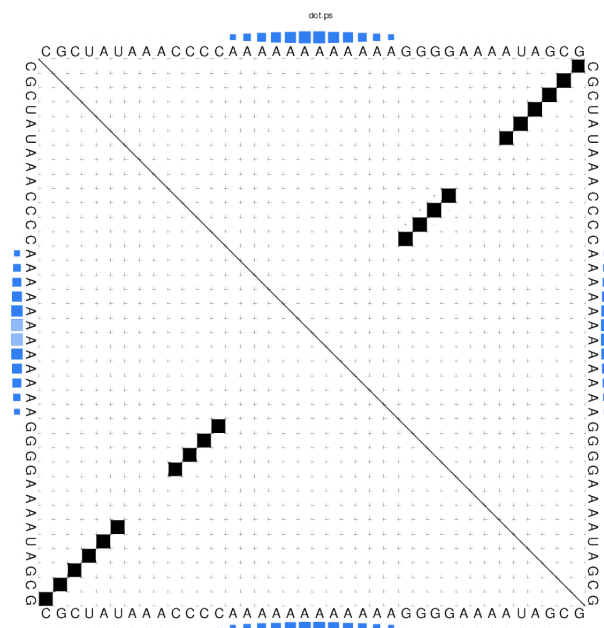
To model the protein binding for this example with RNAfold we require a commands file for each of the concentrations in question. Thus, one simply creates text files with a single line content:

```
UD NNNNNN e
```

where `e` is the binding free energy at this specific protein concentration as computed above. Note here, that we use `NNNNNN` as sequence motif that is bound by the protein to acknowledge the unspecific interaction between protein and RNA. Finally, RNAfold is executed to compute equilibrium base pairing and per-nucleotide protein binding probabilities .. code:

```
$ RNAfold -p --commands forties_50nM.txt forties_bundschuh.fa
```

and the produced probability dot plot can be inspected.



As you can see, the dot plot is augmented with an additional linear array of blue squares along each side that depicts the probability that the respective nucleotide is bound by the protein. Now, repeat the computations for different protein concentrations and compare the probabilities computed with the unstructured domain feature of the ViennaRNA Package with those in Fig. 3(a) of the publication.

Note, that RNAfold allows for an unlimited number of different proteins specified in the commands file. This easily allows one to model RNA-protein binding interaction within a relatively complex solution of different competing proteins.

### Change other model settings

RNAfold also allows for many other changes of the implemented Nearest Neighbor model. For instance, you can explicitly prohibit ( $G, U$ ) pairs, change the temperature that is used for evaluation of the free energy of particular loops, select a different dangling-end energy model or load a different set of free energy parameters, e.g. for DNA or parameters derived from computational optimizations.

See the man pages of RNAfold for a complete overview of all available options and command line switches. Additional energy parameter collections are distributed together with the ViennaRNA Package as part of the contents of the `misc/` directory, and are typically installed in `prefix/share/ViennaRNA`, where `prefix` is the path that was used as installation prefix, e.g. `$HOME/Tutorial/Progs/VRP` or `/usr` when installed globally using a package manager.

## 3.1.2 The Program RNApvmin

### Introduction

The program RNApvmin reads a RNA sequence from `stdin` and uses an iterative minimization process to calculate a perturbation vector that minimizes the discrepancies between predicted pairing probabilities and observed pairing probabilities (deduced from given shape reactivities) [Washietl *et al.*, 2012]. The experimental SHAPE data has to be present in the file format described above. The application will write the calculated vector of perturbation energies to `stdout`, while the progress of the minimization process is written to `stderr`. The resulting perturbation vector can be interpreted directly and gives useful insights into the discrepancies between thermodynamic prediction and experimentally determined pairing status. In addition the perturbation energies can be used to constrain folding with RNAfold:

```
$ RNApvmin rna.shape < rna.seq >vector.csv
$ RNAfold --shape=vector.csv --shapeMethod=W < rna.seq
```

The perturbation vector file uses the same file format as the SHAPE data file. Instead of SHAPE reactivities the raw perturbation energies will be stored in the last column. Since the energy model is only adjusted when necessary, the calculated perturbation energies may be used for the interpretation of the secondary structure prediction, since they indicate which positions require major energy model adjustments in order to yield a prediction result close to the experimental data. High perturbation energies for just a few nucleotides may indicate the occurrence of features, which are not explicitly handled by the energy model, such as posttranscriptional modifications and intermolecular interactions.

## 3.1.3 The Program RNAsubopt

### Introduction

By default, RNAsubopt calculates all suboptimal secondary structures within a given energy range above the MFE structure [Wuchty *et al.*, 1999].

---

**Note:** Be careful, the number of structures returned grows exponentially with both sequence length and energy range.

---



## Suboptimal folding

- Generate all suboptimal structures within a certain energy range from the MFE specified by the `-e` option:

```
$ RNAsubopt -e 1 -s < test.seq
CUACGGCGGGCGCCCUUGGCGA   -5.00   100
.....(((...)))   -5.00
....(((...))).....   -4.80
(((...(((...)))...))...   -4.20
...((...((...))...))...   -4.10
```

The text output shows an energy sorted list (option `-s`) of all secondary structures within 1~kcal/mol of the MFE structure. Our sequence actually has a ground state structure (-5.70) and three structures within 1~kcal/mol range.

MFE folding alone gives no indication that there are actually a number of plausible structures. Remember that `RNAsubopt` cannot automatically plot structures, therefore you can use the tool `RNAplot`. Note that you **can't** simply pipe the output of `RNAsubopt` to `RNAplot` using:

```
$ RNAsubopt < test.seq | RNAplot
```

You need to manually create a file for each structure you want to plot. Here, for example we created a new file named `suboptstructure.txt`:

```
> suboptstructure-4.20
CUACGGCGGGCGCCCUUGGCGA
(((...(((...)))...))...)
```

The fasta header is optional, but useful (without it the outputfile will be named `rna.ps`).

The next two lines contain the sequence and the suboptimal structure you want to plot; in this case we plotted the structure with the folding energy of -4.20.

Then plot it with

```
$ RNAplot < suboptstructure.txt
```

Note that the number of suboptimal structures grows exponentially with sequence length and therefore this approach is only tractable for sequences with less than 100 nt. To keep the number of suboptimal structures manageable the option `--noLP` can be used, forcing `RNAsubopt` to produce only structures without isolated base pairs. While `RNAsubopt` produces *all* structures within an energy range, `mfold` produces only a few, hopefully representative, structures. Try folding the sequence on the `mfold` server at <http://mfold.rna.albany.edu/?q=mfold>.

Sometimes you want to get information about unusual properties of the Boltzmann ensemble (the sum of all RNA structures possible) for which no specialized program exists. For example you want to know all fractions of a bacterial mRNA in the Boltzmann ensemble where the Shine-Dalgarno (SD) sequence is unpaired. If the SD sequence is concealed by secondary structure the translation efficiency is reduced.

In such cases you can resort to drawing a representative sample of structures from the Boltzmann ensemble by using the option `-p`. Now you can simply count how many structures in the sample possess the feature you are looking for. This number divided by the size of your sample gives you the desired fraction.

The following example calculates the fraction of structures in the ensemble that have bases 6 to 8 unpaired.

## Sampling the Boltzmann Ensemble

RNASubopt also implements a statistical sampling algorithm to draw secondary structures from the ensemble according to their equilibrium probability [Ding and Lawrence, 2003]:

- Draw a sample of size 10,000 from the Boltzmann ensemble
- Calculate the desired property, e.g. by using a perl script:

```
$ RNASubopt -p 10000 < test.seq > tt
$ perl -nle '$h++ if substr($_,5,3) eq "...";
  END {print $h/$.}' tt
0.391960803919608
```

A far better way to calculate this property is to use RNAfold -p to get the ensemble free energy, which is related to the partition function via  $F = -RT \ln(Q)$ , for the unconstrained ( $F_u$ ) and the constrained case ( $F_c$ ), where the three bases are not allowed to form base pairs (use option -C), and evaluate  $p_c = \exp((F_u - F_c)/RT)$  to get the desired probability.

So let's do the calculation using RNAfold:

```
$ RNAfold -p
Input string (upper or lower case); @ to quit
.....1.....2.....3.....4.....5.....6.....7.....8
CUACGGCGGGCGCCCUUGGCGA
length = 23
CUACGGCGGGCGCCCUUGGCGA
.....(((...))).
  minimum free energy = -5.00 kcal/mol
...{,{{...|||...}}}.
  free energy of ensemble = -5.72 kcal/mol
..... { 0.00 d=4.66}
  frequency of mfe structure in ensemble 0.311796; ensemble diversity 6.36
```

Now we have calculated the free ensemble energy of the ensemble over all structures  $F_u$ , in the next step we have to calculate it for the structures using a constraint ( $F_c$ ).

Following notation has to be used for defining the constraint:

- | : paired with another base
- . : no constraint at all
- x : base must not pair
- < : base i is paired with a base j<i
- > : base i is paired with a base j>i
- matching brackets ( ): base i pairs base j

So our constraint should look like this:

```
.....xxx.....
```

Next call the application with following command and provide the sequence and constraint we just created:

```
$ RNAfold -p -C
```

The output should look like this:

```
length = 23
CUACGGCGGGCGCCCUUGGCGA
.....(((...))).
```

(continues on next page)

(continued from previous page)

```

minimum free energy = -5.00 kcal/mol
.....((((...))).
free energy of ensemble = -5.14 kcal/mol
.....((((...))). { -5.00 d=0.42}
frequency of mfe structure in ensemble 0.792925; ensemble diversity 0.79

```

Afterwards evaluate the desired probability according to the formula given before e.g. with a simple perl script:

```
$ perl -e 'print exp(-(5.72-5.14)/(0.00198*310.15))."\n"'
```

You can see that there is a slight difference between the RNAsubopt run with 10,000 samples and the RNAfold run including all structures.

## 3.2 Consensus Structure Prediction

Consensus structures can be predicted by a modified version of the secondary structure prediction algorithm that takes as input a set of aligned sequences instead of a single sequence.

Sequence co-variations are a direct consequence of RNA base pairing rules and can be deduced to alignments. RNA helices normally contain only 6 out of the 16 possible combinations: the Watson-Crick pairs GC, CG, AU, UA, and the somewhat weaker wobble pairs GU and UG. Mutations in helical regions therefore have to be correlated. In particular we often find *compensatory mutations* where a mutation on one side of the helix is compensated by a second mutation on the other side, e.g. a CG pair changes into a UA pair. Mutations where only one pairing partner changes (such as CG to UG are termed *consistent mutations*).

The energy function consists of the mean energy averaged over the sequences, plus a covariance term that favors pairs with consistent and compensatory mutations and penalizes pairs that cannot be formed by all structures. For details see Hofacker *et al.* [2002] and Bernhart *et al.* [2008].

### 3.2.1 The Program RNAalifold

#### Introduction

RNAalifold generalizes the folding algorithm for multiple sequence alignments (MSA), treating the entire alignment as a single *generalized sequence*. To assign an energy to a structure on such a generalized sequence, the energy is simply averaged over all sequences in the alignment. This average energy is augmented by a covariance term, that assigns a bonus or penalty to every possible base pair  $(i, j)$  based on the sequence variation in columns  $i$  and  $j$  of the alignment.

Compensatory mutations are a strong indication of structural conservation, while consistent mutations provide a weaker signal. The covariance term used by RNAalifold therefore assigns a bonus of 1 kcal/mol to each consistent and 2 kcal/mol for each compensatory mutation. Sequences that cannot form a standard base pair incur a penalty of  $-1$  kcal/mol. Thus, for every possible consensus pair between two columns  $i$  and  $j$  of the alignment a covariance score  $C_{ij}$  is computed by counting the fraction of sequence pairs exhibiting consistent and compensatory mutations, as well as the fraction of sequences that are inconsistent with the pair. The weight of the covariance term relative to the normal energy function, as well as the penalty for inconsistent mutations can be changed via command line parameters.

Apart from the covariance term, the folding algorithm in RNAalifold is essentially the same as for single sequence folding. In particular, folding an alignment containing just one sequence will give the same result as single sequence folding using RNAfold. For  $N$  sequences of length  $n$  the required CPU time scales as  $\mathcal{O}(N \cdot n^2 + n^3)$  while memory requirements grow as the square of the sequence length. Thus RNAalifold is in general faster than folding each sequence individually. The main advantage, however, is that the accuracy of consensus structure predictions is generally much higher than for single sequence folding, where typically only between 40% and 70% of the base pairs are predicted correctly.

Apart from prediction of MFE structures RNAalifold also implements an algorithm to compute the partition function over all possible (consensus) structures and the thermodynamic equilibrium probability for each possible pair. These base pairing probabilities are useful to see structural alternatives, and to distinguish well defined regions, where the predicted structure is most likely correct, from ambiguous regions.

As a first example we'll produce a consensus structure prediction for the following four tRNA sequences.

```
$ cat > four.seq
>M10740 Yeast-PHE
GCCGAUUUAGCUCAGUUGGGAGAGCGCCAGACUGAAGAUUUGGAGGUCCUGUGUUCGAUCCACAGAAUUCGCA
>K00349 Drosophila-PHE
GCCGAAAUAGCUCAGUUGGGAGAGCGUUAGACUGAAGAUCAAAGGUCCCCGGUCAAUCCCGGGUUUCGGCA
>K00283 Halobacterium volcanii Lys-tRNA-1
GGGCCGGUAGCUCAUUUAGGCAGAGCGUCUGACUCUAAUCAGACGGUCGCGUGUUCGAAUCGCGUCCGGCCCA
>AF346993
CAGAGUGUAGCUAAACACAAAGCACCCAACUACACUUAAGGAGAUUUAACUUAACUUGACCGCUCUGA
```

RNAalifold uses aligned sequences as input. Thus, our first step will be to align the sequences. We use clustalw2 in this example, since it's one of the most widely used alignment programs and has been shown to work well on structural RNAs. Other alignment programs can be used (including programs that attempt to do structural alignment of RNAs), but for this example the resulting multiple sequence alignment should be in Clustal format. Get clustalw2 and install it as you have done it with the other packages: <http://www.clustal.org/clustal2>.

### Consensus Structure from related Sequences

- Prepare a sequence file (use file four.seq and copy it to your working directory)
- Align the sequences
- Compute the consensus structure from the alignment
- Inspect the output files alifold.out, alirna.ps, alidot.ps
- For comparison fold the sequences individually using RNAfold

```
$ clustalw2 four.seq > four.out
```

Clustalw2 creates two more output files, four.aln and four.dnd. For RNAalifold you need the .aln file.

```
$ RNAalifold -p four.aln
$ RNAfold -p < four.seq
```

RNAalifold output:

```
__GCCGAUGUAGCUCAGUUGGG_AGAGCGCCAGACUGAAAAUCAGAAGGUCCCGUGUCAAUCCACGGAUCCGGCA__
..(((((((..(((.....))))).((((.....))))).(((.....)))))).....((((.....)))))))))...
  minimum free energy = -15.12 kcal/mol (-13.70 + -1.43)
..((((((({..(((.....))))).((((.....))))).(((.....))))))}))))))...
  free energy of ensemble = -15.75 kcal/mol
  frequency of mfe structure in ensemble 0.361603
..(((((((..(((.....))))).((((.....))))).(((.....)))))).....((((.....)))))))))... -15.20
↪{-13.70 + -1.50}
```

RNAfold output:

```
>M10740 Yeast-PHE
GCCGAUUUAGCUCAGUUGGGAGAGCGCCAGACUGAAGAUUUGGAGGUCCUGUGUUCGAUCCACAGAAUUCGCA
(((((((.....(((.....))))).((((.....))))).(((.....)))))).....((((.....)))))))))... (-21.60)
((((((({....., {,(((.....))))).((((.....))))).(((.....))))))}))))))... [-23.20]
(((((((.....(((.....))))).((((.....))))).(((.....)))))).....((((.....)))))))))... {-20.00 d=9.
↪63}
```

(continues on next page)

(continued from previous page)

```
frequency of mfe structure in ensemble 0.0744065; ensemble diversity 15.35
>K00349 Drosophila-PHE
[...]
```

The output contains a consensus sequence and the consensus structure in dot-bracket notation. The consensus structure has an energy of  $-15.12$  kcal/mol, which in turn consists of the average free energy of the structure  $-13.70$  kcal/mol and the covariance term  $-1.43$  kcal/mol. The strongly negative covariance term shows that there must be a fair number of consistent and compensatory mutations, but in contrast to the average free energy it's not meaningful in the biophysical sense.

Compare the predicted consensus structure with the structures predicted for the individual sequences using RNAfold. How often is the correct "clover-leaf" shape predicted?

For better visualization, a structure annotated alignment or color annotated structure drawing can be generated by using the `--aln` and `--color` options of RNAalifold.

```
$ RNAalifold --color --aln four.aln
$ gv aln.ps &
$ gv alirna.ps &
```

### RNAalifold Output Files

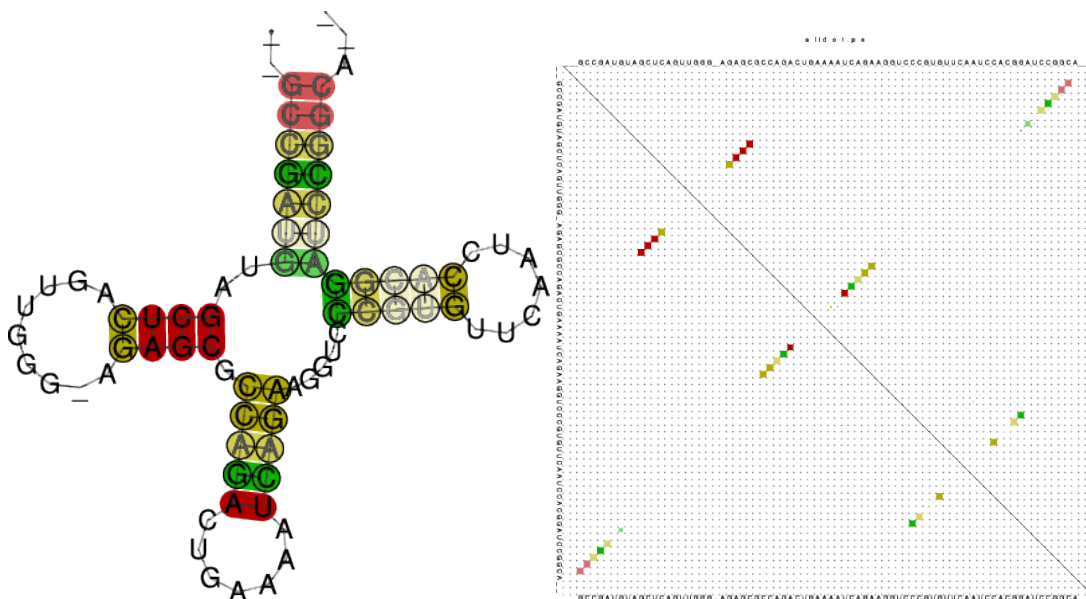
Content of the `alifold.out` file:

```
4 sequence; length of alignment 78
alifold output
  6   72  0  99.8%  0.007 GC:2   GU:1   AU:1
 33   43  0  98.9%  0.033 GC:2   GU:1   AU:1
 31   45  0  99.0%  0.030 CG:3   UA:1
 15   25  0  98.9%  0.045 CG:3   UA:1
  5   73  1  99.7%  0.008 CG:2   GC:1
 13   27  0  99.1%  0.042 CG:4
 14   26  0  99.1%  0.042 UA:4
  4   74  1  99.5%  0.015 CG:3
[...]
```

The last output file produced by RNAalifold `-p`, named `alifold.out`, is a plain text file with detailed information on all plausible base pairs sorted by the likelihood of the pair. In the example above we see that the pair (6, 72) has no inconsistent sequences, is predicted almost with probability 1, and occurs as a GC pair in two sequences, a GU pair in one, and a AU pair in another.

RNAalifold automatically produces a drawing of the consensus structure in Postscript format and writes it to the file `alirna.ps`. In the structure graph consistent and compensatory mutations are marked by a circle around the variable base(s), i.e. pairs where one pairing partner is encircled exhibit consistent mutations, whereas pairs supported by compensatory mutations have both bases marked. Pairs that cannot be formed by some of the sequences are shown gray instead of black.

The structure layout and dotplot files `alirna.ps` and `alidot.ps` should look as follows:



In the example given, many pairs show such inconsistencies. This is because one of the sequences (AF346993) is not aligned well by `clustalw`.

---

**Note:** Subsequent calls to `RNAalifold` will overwrite any existing output `alirna.ps` (`alidot.ps`, `alifold.out`) files in the current directory. Be sure to rename any files you want to keep.

---

### Structure predictions for the individual sequences

The consensus structure computed by `RNAalifold` will contain only pairs that can be formed by most of the sequences. The structures of the individual sequences will typically have additional base pairs that are not part of the consensus structure. Moreover, ncRNA may exhibit a highly conserved core structure while other regions are more variable. It may therefore be desirable to produce structure predictions for one particular sequence, while still using covariance information from other sequences.

This can be accomplished by first computing the consensus structure for all sequences using `RNAalifold`, then folding individual sequences using `RNAfold -C` with the consensus structure as a constraint. In constraint folding mode `RNAfold -C` allows only base pairs to form which are compatible with the constraint structure. This resulting structure typically contains most of the constraint (the consensus structure) plus some additional pairs that are specific for this sequence.

The `refold.pl` script removes gaps and maps the consensus structure to each individual sequence.

```
$ RNAalifold RNaseP.aln > RNaseP.alifold
$ gv alirna.ps
$ refold.pl RNaseP.aln RNaseP.alifold | head -3 > RNaseP.cfold
$ RNAfold -C --noLP < RNaseP.cfold > RNaseP.refold
$ gv E-coli_ss.ps
```

If you compare the refolded structure (`E-coli_ss.ps`) with the structure you get by simply folding the E.coli sequence in the `RNaseP.seq` file (`RNAfold --noLP`) you find a clear rearrangement.

In cases where constrained folding results in a structure that is very different from the consensus, or if the energy from constrained folding is much worse than from unconstrained folding, this may indicate that the sequence in question does not really share a common structure with the rest of the alignment or is misaligned. One should then either remove or re-align that sequence and recompute the consensus structure.

---

**Note:** Note that since RNase P forms sizable pseudo-knots, a perfect prediction is impossible in this case.

---

## 3.3 RNA-RNA interaction

A common problem is the prediction of binding sites between two RNAs, as in the case of miRNA-mRNA interactions. Following tools of the ViennaRNA Package can be used to calculate base pairing probabilities.

### 3.3.1 The Program RNAcifold

#### Introduction

RNAcifold works much like RNAfold but uses two RNA sequences as input which are then allowed to form a dimer structure. In the input the two RNA sequences should be concatenated using the & character as separator. As in RNAfold the -p option can be used to compute partition function and base pairing probabilities.

Since dimer formation is concentration dependent, RNAcifold can be used to compute equilibrium concentrations for all five monomer and (homo/hetero)-dimer species, given input concentrations for the monomers (see the man page for details).

#### Two Sequences one Structure

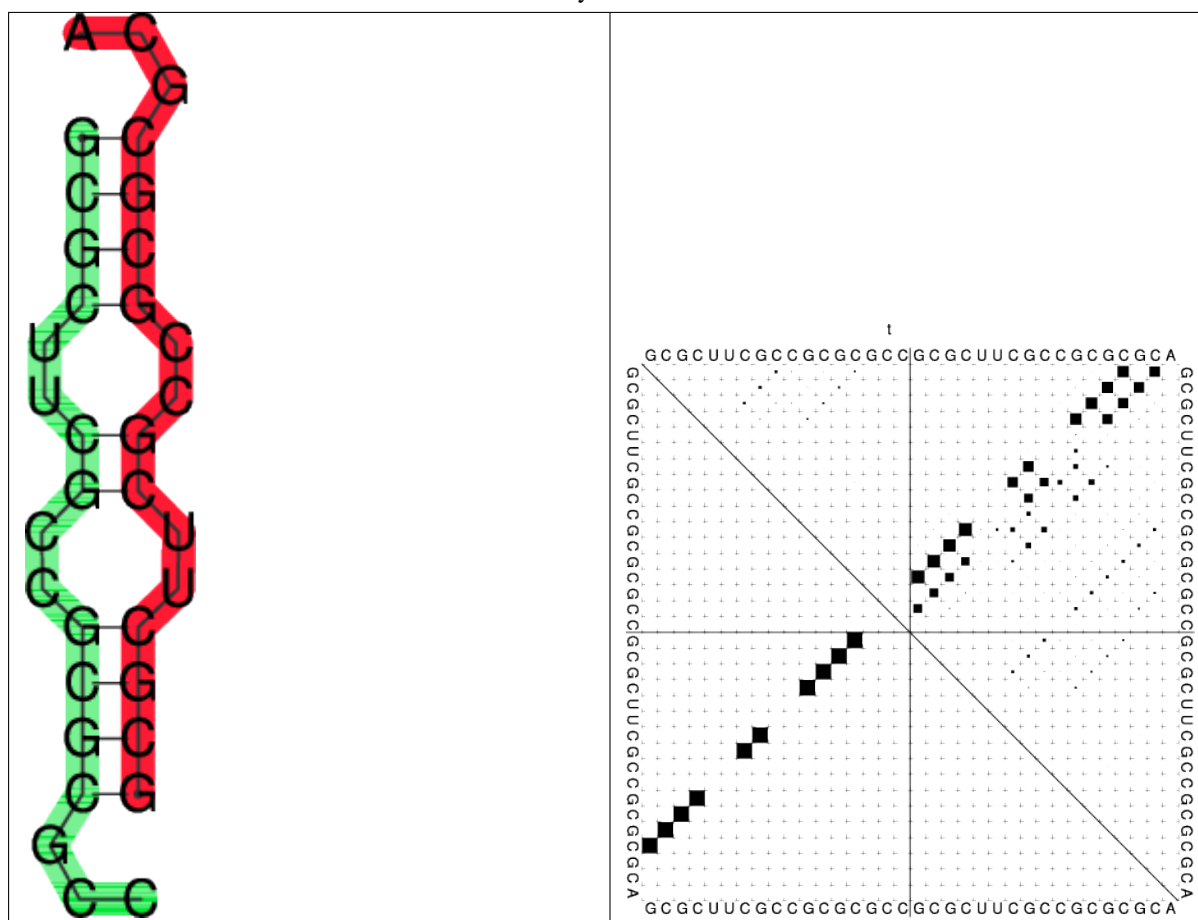
- Prepare a sequence file (t.seq) for input that looks like this:

```
>t
GCGCUUCGCCGCGCGCC&GCGCUUCGCCGCGCGCA
```

- Compute the MFE and the ensemble properties
- Look at the generated PostScript files t\_ss.ps and t\_dp.ps

```
$ RNAcifold -p < t.seq
>t
GCGCUUCGCCGCGCGCC&GCGCUUCGCCGCGCGCA
((((..((..(((...&))))..))..))... (-17.70)
((((..{(.(((,..&)))..}),..))... [-18.26]
frequency of mfe structure in ensemble 0.401754 , delta G binding= -3.95
```

Table 1: Secondary Structure and Dot Plot



In the dot plot a cross marks the chain break between the two concatenated sequences.

### Concentration Dependency

Cofolding is an intermolecular process, therefore whether duplex formation will actually occur is concentration dependent. Trivially, if one of the molecules is not present, no dimers are going to be formed. The partition functions of the molecules give us the equilibrium constants:

$$K_{AB} = \frac{[AB]}{[A][B]} = \frac{Z_{AB}}{Z_A Z_B}$$

with these and mass conservation, the equilibrium concentration of homodimers, heterodimers and monomers can be computed in dependence of the start concentrations of the two molecules.

This is most easily done by creating a file with the initial concentrations of molecules *A* and *B* in two columns:

```
[a_1]([mol/l])  [b_1]([mol/l])
[a_2]([mol/l])  [b_2]([mol/l])

[...]

[a_n]([mol/l])  & [b_n]([mol/l])
```

- Prepare a concentration file for input with this little perl script:

```
$ perl -e '$c=1e-07; do {print "$c\t$c\n"; $c*=1.71;} while $c<0.2' > concfile
```



This script creates a file displaying values from  $1e-07$  to just below 0.2, with 1.71-fold steps in between. For convenience, concentration of molecule A is the same as concentration of molecule B in each row. This will facilitate visualization of the results.

- Compute the MFE, the ensemble properties and the concentration dependency of hybridization:

```
$ RNAcifold -f concfile < t.seq > cofold.out
```

- Look at the generated output with:

```
$ less cofold.out
```

which should be similar to:

```
[...]
Free Energies:
AB          AA          BB          A          B
-18.261023  -17.562553  -18.274376  -7.017902  -7.290237
Initial concentrations      relative Equilibrium concentrations
A          B          AB          AA          BB
↪A
1e-07      1e-07      0.000003    0.000002    0.000002
↪0.49994   0.49993
[...]
```

The five different free energies were printed out first, followed by a list of all the equilibrium concentrations, where the first two columns denote the initial (absolute) concentrations of molecules *A* and *B*, respectively. The next five columns denote the equilibrium concentrations of dimers and monomers, relative to the total particle number.

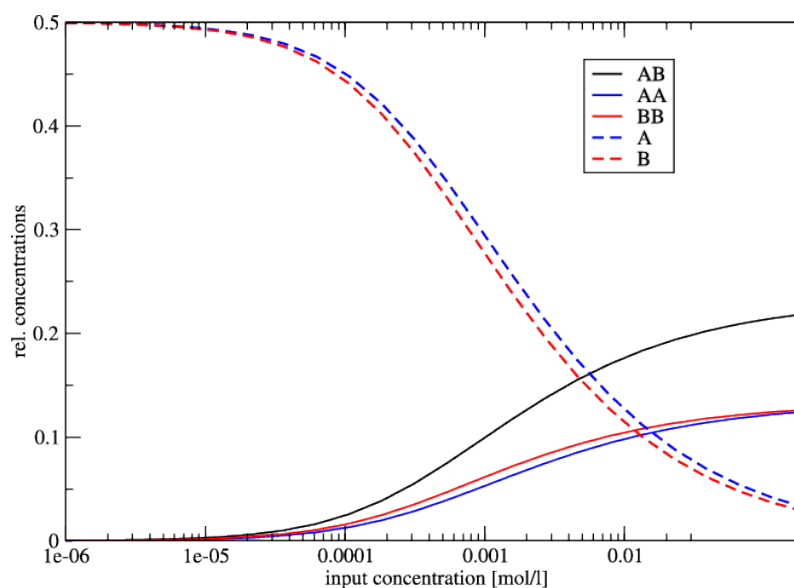
**Note:** The concentrations don't add up to one, except in the case where no dimers are built – if you want to know the fraction of particles in a dimer, you have to take the relative dimer concentrations times 2.

Since relative concentrations of species depend on two independent values - initial concentration of *A* as well as initial concentration of *B* - it is not trivial to visualize the results. For this reason we used the same concentration for *A* and for *B*. Another possibility would be to keep the initial concentration of one molecule constant. As an example we show the following plot of *t.seq*.

Now we use some commandline tools to render our plot. We use `tail -n +11` to show all lines starting with line 11 (1-10 are cut) and pipe it into an `awk` command, which prints every column but the first from our input. This is then piped to `xmgrace`. With `-log x -nxy` - we tell it to plot the x axis in logarithmic scale and to read data file in `X Y1 Y2 ...` format.

```
$ tail -n +11 cofold.out | awk '{print $2, $3, $4, $5, $6, $7}' | xmgrace -log x -nxy
↪-
```

### Concentration Dependency Plot



Since the two sequences are almost identical, the monomer and homo-dimer concentrations behave very similarly. In this example, at a concentration of about 1 mmol 50% of the molecule is still in monomer form.

## 3.3.2 The Program RNAduplex

### Introduction

If the sequences are very long (many kb) RNAcofold is too slow to be useful. The RNAduplex program is a fast alternative, that works by predicting *only* intermolecular base pairs. It's almost as fast as simple sequence alignment, but much more accurate than a BLAST search.

The example below searches the 3' UTR of an mRNA for a miRNA binding site.

### Binding site prediction with RNAduplex

The file duplex.seq contains the 3'UTR of NM\_024615 and the microRNA mir-145.

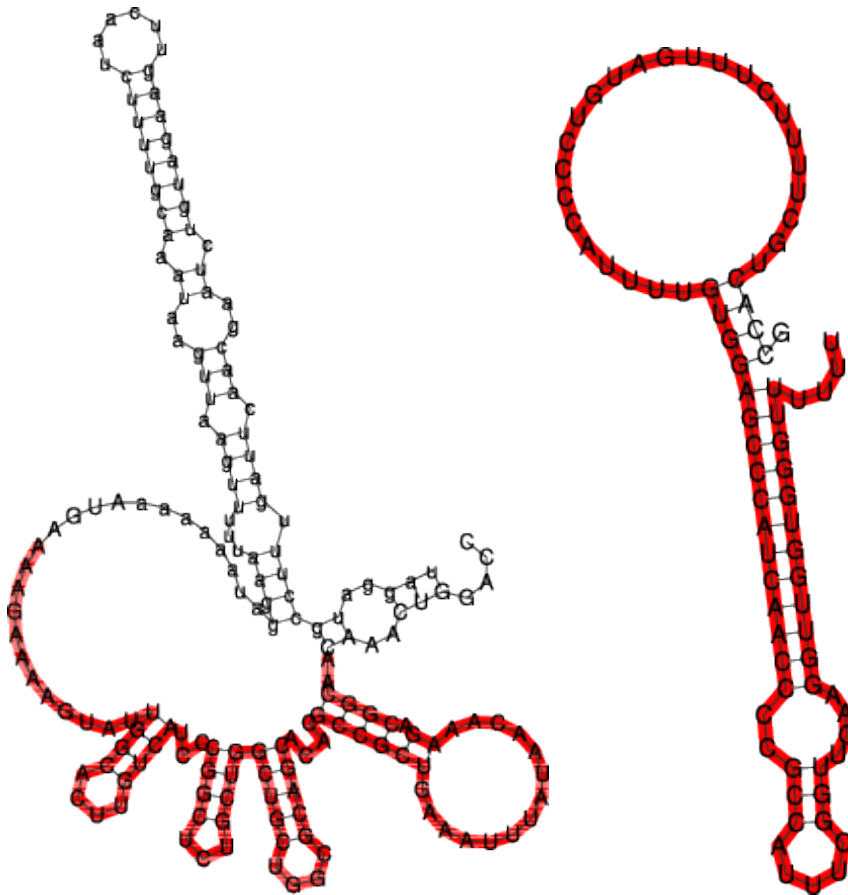
```
$ RNAduplex < duplex.seq
>NM_024615
>hsa-miR-145
.(((((((...((((((((((.&)))))))))))))))). 34,57 : 1,19 (-21.90)
```

Most favorable binding has an interaction energy of -21.90 kcal/mol and pairs up on positions 34-57 of the UTR with positions 1-22 of the miRNA.

RNAduplex can also produce alternative binding sites, e.g. running `RNAduplex -e 10` would list all binding sites within 10 kcal/mol of the best one.

Since RNAduplex forms only intermolecular pairs, it neglects the competition between intramolecular folding and hybridization. Thus, it is recommended to use RNAduplex as a pre-filter and analyse good RNAduplex hits additionally with RNAcofold or RNAup. Using the example above, running RNAup will yield:

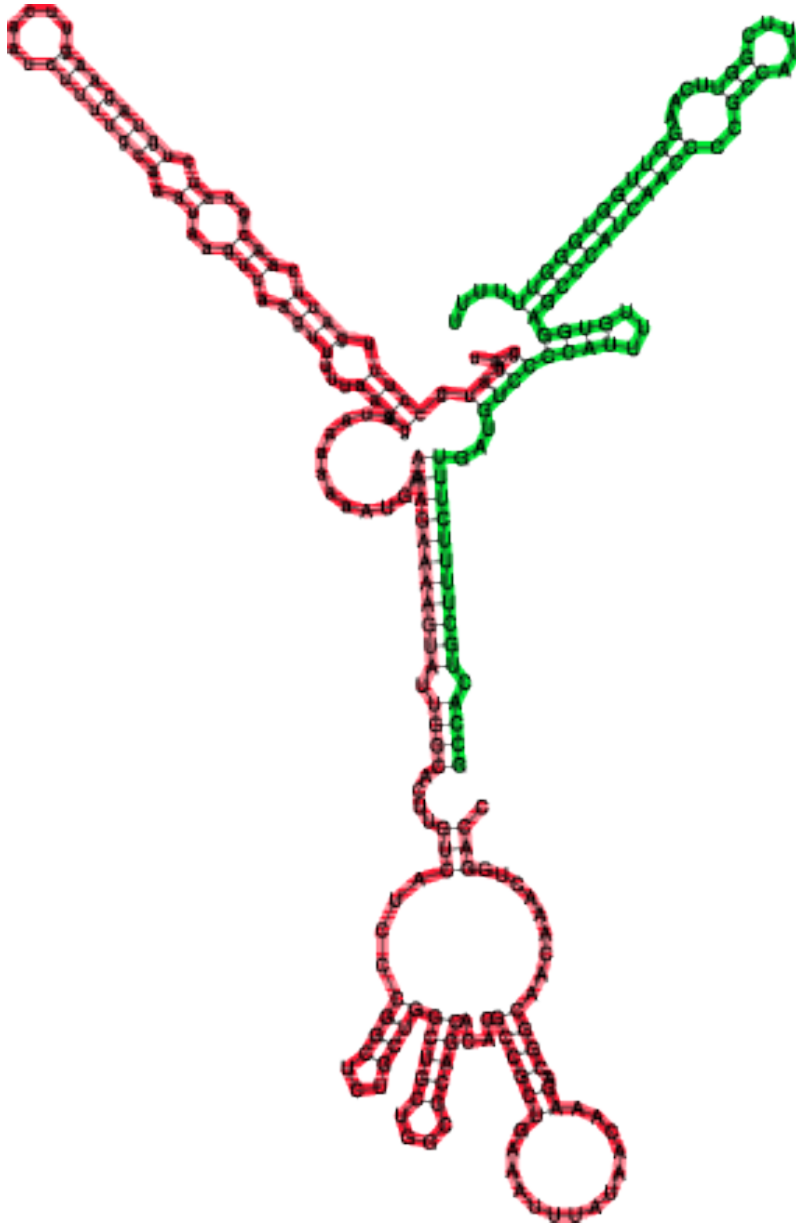




```

GCCAC-----TGCTTTTCTTTGATGTCCCAATTTT-GTGA-----GC-CCATCAACCCCGCCATTTTCGGT---CAAG-
->GTTGGTGGGTTTTTTT
| | |   | | | | | | | | | | | | | | | | | | | | | | | | | | | | |
->| | | | | | | | | -40.30
AGGTCAAACAACGGC-AGAAACAATATT--TAAAGTCGCCGCACACGACGCGGTCGTCGGT-
->CGTCTCGGCCCTACTGTTTACGGTTATGAAAAGAAACC-3'
    
```

Compare the RNAduplex prediction with the interaction predicted by RNAcofold, RNAup and the handcrafted prediction you see above.



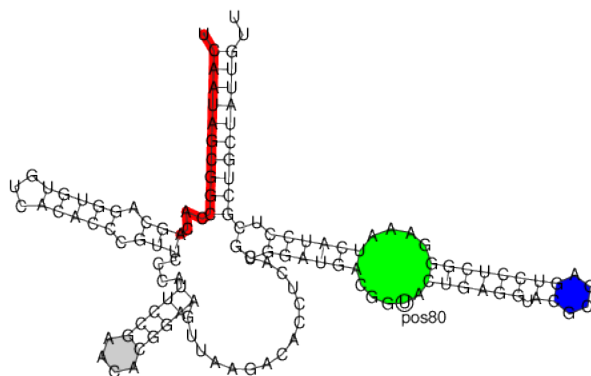
## 3.4 Plotting Structures

### 3.4.1 The Program RNAplot

#### Introduction

You can manually add additional annotation to structure drawings using the RNAplot program (for information see its man page). Here's a somewhat complicated example:

```
$ RNAfold 5S.seq > 5S.fold
$ RNAplot --pre "76 107 82 102 GREEN Bfmark 44 49 0.8 0.8 0.8 Fomark \
  1 15 8 RED omark 80 cmark 80 -0.23 -1.2 (pos80) Label 90 95 BLUE Fomark" < 5S.fold
$ gv 5S_ss.ps
```



## PostScript macros

RNAplot is a very useful tool to color structure layout plots. The `--pre` tag adds PostScript code required to color distinct regions of your molecule. There are some predefined statements with different options for annotations listed below:

Command	Description
<code>i cmark</code>	draws circle around base <code>i</code>
<code>i j c gmark</code>	draw basepair <code>i,j</code> with <code>c</code> counter examples in grey
<code>i j lw rgb omark</code>	stroke segment <code>i...j</code> with linewidth <code>lw</code> and color <code>(rgb)</code>
<code>i j rgb Fomark</code>	fill segment <code>i...j</code> with color <code>(rgb)</code>
<code>i j k l rgb BFmark</code>	fill block between pairs <code>i,j</code> and <code>k,l</code> with color <code>(rgb)</code>
<code>i dx dy (text) Label</code>	adds a textlabel with an offset <code>dx</code> and <code>dy</code> relative to base <code>i</code>

Predefined color options are BLACK, RED, GREEN, BLUE, WHITE but you can also replace the value to some standard RGB code (e.g. 0 5 8 for lightblue).

To simply add the annotation macros to the PostScript file without any actual annotation you can use the following program call

```
$ RNAplot --pre "" < 5S.fold
```

If you now open the structure layout file `5S_ss.ps` with a text editor you'll see the additional macros for `cmark`, `omark`, etc. along with some show synopsis on how to use them. Actual annotations can then be added between the lines:

```
% Start Annotations
```

and:

```
% End Annotations
```

Here, you simply need to add the same string of commands you would provide through the `--pre` option of RNAplot.

## 3.5 RNA Design

### 3.5.1 The Program RNAinverse

#### Introduction

RNAinverse searches for sequences folding into a predefined structure, thereby inverting the folding algorithm. Input consists of the target structures (in dot-bracket notation) and a starting sequence, which is optional.

Lower case characters in the start sequence indicate fixed positions, i.e. they can be used to add sequence constraints. N's in the starting sequence will be replaced by a random nucleotide. For each search the best sequence found and its Hamming distance to the start sequence are printed to *stdout*. If the the search was unsuccessful a structure distance to the target is appended.

By default the program stops as soon as it finds a sequence that has the target as MFE structure. The option `-Fp` switches RNAinverse to the partition function mode where the probability of the target structure  $\exp(-E(S)/RT)/Z$  is maximized. This tends to produce sequences with a more well-defined structure.

This probability is written in dot-brackets after the found sequence and Hamming distance. With the option `-R` you can specify how often the search should be repeated.

#### Sequence Design

- Prepare an input file `inv.in` containing the target structure and sequence constraints:

```
(((.(((...)))..)))
NNNgNNNNNNNNNaNNN
```

- Design sequences using RNAinverse:

```
$ RNAinverse < inv.in
GGUgUUGGAUCCGAaACC 5
```

or design even more sequences with:

```
$ RNAinverse -R5 -Fp < inv.in
GGUgUGAACCCUCGaACC 5
GGCgCCCUUUGGGaGCC 12 (0.967418)
CUCgAUCUCACGAUaGGG 6
GGCgCCCGAAAGGGaGCC 13 (0.967548)
GUUgAGCCCAUGCUaAGC 6
GGCgCCCUUAUGGGaGCC 10 (0.967418)
CGGgUGUUGUGACAaCCG 5
GCGgGUCGAAAGGCaCGC 12 (0.925482)
GCCgUAUCCGGGUGaGGC 6
GGCgCCCUUUGGGaGCC 13 (0.967418)
```

The output consists of the calculated sequence and the number of mutations needed to get the MFE-structure from the start sequence (start sequence not shown). Additionally, with the partition function folding (`-Fp`) set, the second output is another refinement so that the ensemble prefers the MFE and folds into your given structure with a distinct probability, shown in brackets.

## Other RNA design tools

Another useful program for inverse folding is RNA designer, see <http://www.rnasoft.ca>. RNA Designer takes a secondary structure description as input and returns an RNA strand that is likely to fold in the given secondary structure.

The sequence design application of the ViennaRNA Design Webservices, see <http://nibiru.tbi.univie.ac.at/rnadesign/index.html>, uses a different approach, allowing for more than one secondary structure as input. For more detail read the online Documentation and the next section of this tutorial.

### 3.5.2 The Program `switch.pl`

#### Introduction

The `switch.pl` script can be used to design bi-stable structures, i.e. structures with two almost equally good foldings. For two given structures there are always a lot of sequences compatible with both structures. If both structures are reasonably stable you can find sequences where both target structures have almost equal energy and all other structures have much higher energies. Combined with `RNAsubopt`, `barriers` and `treekin`, this is a very useful tool for designing RNA switches.

The input requires two structures in dot-bracket notation and additionally you can add a sequence. It is also possible to calculate the switching function at two different temperatures with option `-T` and `-T2`.

#### Designing a Switch

Now we try to create an RNA switch using `switch.pl` [Flamm *et al.*, 2001]. First we create our inputfile, then invoke the program using ten optimization runs (`-n 10`) and do not allow *lonely pairs*. Write it out to `switch.out`

```
$ cat > switch.in
(((((((.....))))))....(((((((.....))))))
((((((((((((((((((((.....))))))))))))))....
$ switch.pl -n 10 --noLP < switch.in > switch.out
```

`switch.out` should look similar like this, the first block represents our bi-stable structures in random order, the second block shows the resulting sequences ordered by their score.

```
$ cat switch.out
GGGUGGACGUUUUCGGUCCAUCUACGGACUGGGGCGUUUACCUAGUCC 0.9656
CAUUUGGCUUGUGUGUCGAAUGGCCCGGUACGUAGGCUAAAUGUACCG 1.2319
GGGGGUGCGUUCACACCCCUCAUUUGGUGUGGAUGUGCUUUCUACACU 1.1554
[...]
```

the resulting sequences are:

```
CAUUUGGCUUGUGUGUCGAAUGGCCCGGUACGUAGGCUAAAUGUACCG 1.2319
GGGGGUGCGUUCACACCCCUCAUUUGGUGUGGAUGUGCUUUCUACACU 1.1554
CGGGUUGUAACUGGAUAGCCUGGAAACUGUUUGGUUGUAAUCCGAACAG 1.0956
[...]
```


Given all 10 suggestions in our `switch.out`, we select the one with the best score with some command line tools to use it as an `RNAsubopt` input file and build up the barriers tree.

```
$ tail -10 switch.out | awk '{print($1)}' | head -n 1 > subopt.in
$ RNAsubopt --noLP -s -e 25 < subopt.in > subopt.out
$ barriers -G RNA-noLP --bsize --rates --minh 2 --max 30 < subopt.out > barriers.out
```



`tail -10` cuts the last 10 lines from the `switch.out` file and pipes them into an `awk` script. The function `print($1)` echoes only the first column and this is piped into the `head` program where the first line, which equals the best scored sequence, is taken and written into `subopt.in`. Then `RNASubopt` is called to process our sequence and write the output to another file which is the input for the barriers calculation.

Below you find an example of the barrier tree calculation above done with the right settings (connected root) on the left side and the wrong `RNASubopt -e` value on the right. Keep in mind that `switch.pl` performs a stochastic search and the output sequences are different every time because there are a lot of sequences which fit the structure and `switch` calculates a new one everytime. Simply try to make sure.



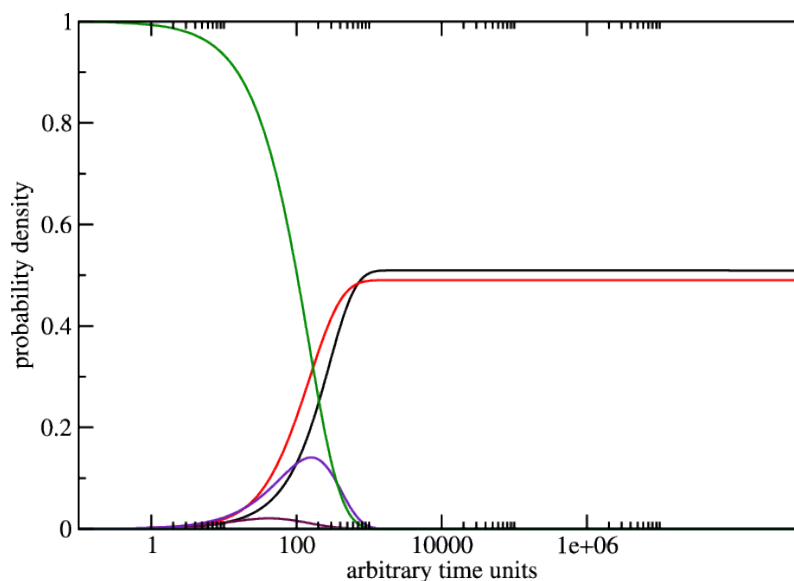
left: Barriers tree as it should look like, all branches connected to the main root right: disconnected tree due to a too low energy range (`-e`) parameter set in `RNASubopt`.

Be careful to set the range `-e` high enough, otherwise we get a problem when calculation the kinetics using `treekin`. Every branch should be somehow connected to the main root of the tree. Try `-e 20` and `-e 30` to see the difference in the trees and choose the optimal value. By using `--max 30` we shorten our tree to focus only on the lowest minima.

We then select a branch preferably outside of the two main branches, here branch 30 (may differ from your own calculation). Look at the barrier tree to find the best branch to start and replace 30 by the branch you would choose. Now use `treekin` to plot concentration kinetics and think about the graph you just created.

```
$ treekin -m I --p0 30=1 < barriers.out > treekin.out
$ xmgrace -log x -nxy treekin.out
```

The graph could look like the one below, remember everytime you use `switch.pl` it can give you different sequences so the output varies too. Here the one from the example.



## 3.6 RNA folding kinetics

RNA folding kinetics describes the dynamical process of how a RNA molecule approaches to its unique folded biological active conformation (often referred to as the native state) starting from an initial ensemble of disordered conformations e.g. the unfolded open chain. The key for resolving the dynamical behavior of a folding RNA chain lies in the understanding of the ways in which the molecule explores its astronomically large free energy landscape, a rugged and complex hyper-surface established by all the feasible base pairing patterns a RNA sequence can form. The challenge is to understand how the interplay of formation and break up of base pairing interactions along the RNA chain can lead to an efficient search in the energy landscape which reaches the native state of the molecule on a biologically meaningful time scale.

### 3.6.1 The Program RNA2Dfold

RNA2Dfold is a tool for computing the MFE structure, partition function and representative sample structures of  $\kappa$ ,  $\lambda$  neighborhoods and projects an high dimensional energy landscape of RNA into two dimensions [Lorenz *et al.*, 2009]. Therefore a sequence and two user-defined reference structures are expected by the program. For each of the resulting distance class, the MFE representative, the Boltzmann probabilities and the Gibbs free energy is computed. Additionally, representative suboptimal secondary structures from each partition can be calculated.

```
$ RNA2Dfold -p < 2dfold.inp > 2dfold.out
```

The outputfile 2dfold.out should look like below, check it out, e.g. using less:

```
CGUCAGCUGGGAUGCCAGCCUGCCCCGAAAGGGGCUUGGCGUUUUGGUUGUUGAUUCAACGAUCAC
((((((((((.....))))))..((((.....))))).))))..((((((((.....)))))))). (-30.40)
((((((((((.....))))))..((((.....))))).))))..((((((((.....)))))))). (-30.40) <ref 1>
..... ( 0.00) <ref 2>
free energy of ensemble = -31.15 kcal/mol
k      l      P(neighborhood) P(MFE in neighborhood) P(MFE in ensemble)      MFE
-> E_gibbs MFE-structure
0      24      0.29435909      1.000000000      0.29435892      -30.40 -30.40
->((((((((((.....))))))..((((.....))))).))))..((((((((.....)))))))).
1      23      0.17076902      0.47069889      0.08038083      -29.60 -30.06
->((((((((((.....))))))..((((.....))))).))))..((((((((.....)))))))).
2      22      0.03575448      0.37731068      0.01349056      -28.50 -29.10
->((((.....))))..((((.....))))..))))..((((((((.....)))))))).
```

(continues on next page)

(continued from previous page)

```

2      24      0.00531223      0.42621709      0.00226416      -27.40 -27.93  ┘
→((((((((((.....))))))...((((.....)))))))))...((((((((.....)))))))).
3      21      0.00398349      0.29701636      0.00118316      -27.00 -27.75  .(((.
→((((.....))))))..((((.....))))))..)).....((((((((.....)))))))).
3      23      0.00233909      0.26432372      0.00061828      -26.60 -27.42  ┘
→((((((((((.....))))))...((((.....)))))))))...((((((((.....)))))))).
[...]
```

For visualizing the output the ViennaRNA Package includes two scripts `2Dlandscape_pf.gri`, `2Dlandscape_mfe.gri` located in `/usr/share/ViennaRNA/`. `gri` (a language for scientific graphics programming) is needed to create a colored postscript plot. We use the partition function script to show the free energies of the distance classes (graph below, left):

```
$ gri ../Progs/VRP/share/ViennaRNA/2Dlandscape_pf.gri 2dfold.out
```

Compare the output file with the colored plot and determine the MFE minima with corresponding distance classes. For easier comparison the outputfile of `RNA2Dfold` can be sorted by a simple sort command. For further information regarding sort use the `--help` option.

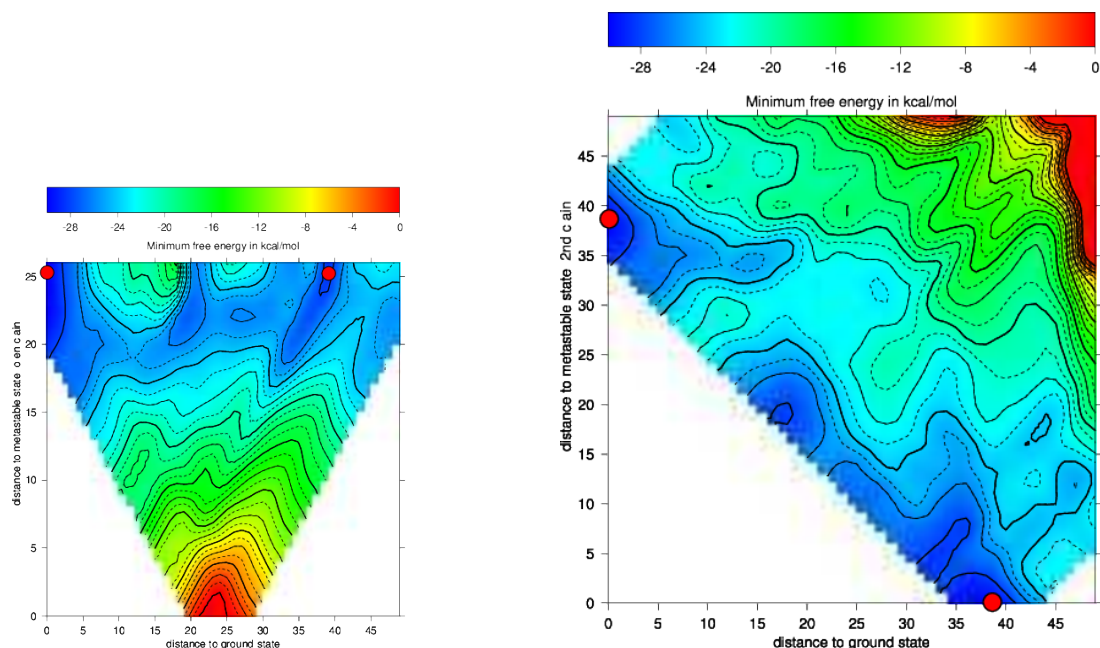
```
$ sort -k6 -n 2dfold.out > sort.out
```

Now we choose the structure with the lowest energy besides our startstructure, replace the open chain structure from our old input with that structure and repeat the steps above with our new values:

- run `RNA2Dfold`
- plot it using `2Dlandscape_pf.gri`

The new projection (right graph) shows the two major local minima which are separated by 39 bp (red dots in figure below) and both are likely to be populated with high probability. The landscape gives an estimate of the energy barrier separating the two minima (about -20 kcal/mol).

The red dots mark the distance from open chain to the MFE structure respectively the distance from the 2nd best structure to the MFE. Note that the red dots were manually added to the image afterwards so don't panic if you don't see them in your gri output.



## 3.6.2 The Programs `barriers` and `treekin`

### Introduction

The following assumes you already have the `barriers` and `treekin` programs installed. They are **not** part of the ViennaRNA Package but their latest releases can be found at <https://www.tbi.univie.ac.at/RNA/Barriers/> and <https://www.tbi.univie.ac.at/RNA/Treekin/>, respectively. Installation proceeds as shown for the ViennaRNA Package.

**Note:** One problem that often occurs during `treekin` installation is the dependency on `blas` and `lapack` packages. For further information according to the `barriers` and `treekin` program also see the website.

### A short recall on howto install/compile a program

- Get the `barriers` source from <https://www.tbi.univie.ac.at/RNA/Barriers/>
- extract the archive and go to the directory:

```
$ tar -xzf Barriers-1.5.2.tar.gz
$ cd Barriers-1.5.2
```

- use the `--prefix` option to install in your `Progs/` directory:

```
$ ./configure --prefix=$HOME/Tutorial/Progs/barriers-1.5.2
```

- make install:

```
$ make
$ make install
```

Now `barriers` is ready to use. Apply the same steps to install `treekin`.

**Note:** Copy the `barriers` and `treekin` binaries to your `bin` folder or add the path to your `PATH` environment variable.

### Calculate the Barrier Tree

```
$ echo UCCACGGCUGUUAGUGGAUAACGGC | RNAsubopt --noLP -s -e 10 > barseq.sub
$ barriers -G RNA-noLP --bsize --rates < barseq.sub > barseq.bar
```

You can restrict the number of local minima using the `barriers` command-line option `--max` followed by a number. The option `-G RNA-noLP` instructs `barriers` that the input consists of RNA secondary structures without isolated basepairs. `--bsize` adds size of the gradient basins and `--rates` tells `barriers` to compute rates between macro states/basins for use with `treekin`. Another useful options is `--minh` to print only minima with a barrier  $> dE$ . Look at the output file `barseq.bar`, its content should be like:

```
UCCACGGCUGUUAGUGGAUAACGGC
1 ((((((.....))))))..... -6.90    0  10.00    115    0  -7.354207    23  -7.
↪012023
2 .....(((((((.....))))))))) -6.80    1   9.30     32   58  -6.828221    38  -6.
↪828218
3 (((...(((...))))))..... -0.80    1   0.90     1   10  -0.800000     9  -1.
↪075516
4 ...((...(((...))))).).. -0.80    1   2.70     5   37  -0.973593    11  -0.
↪996226
```

(continues on next page)

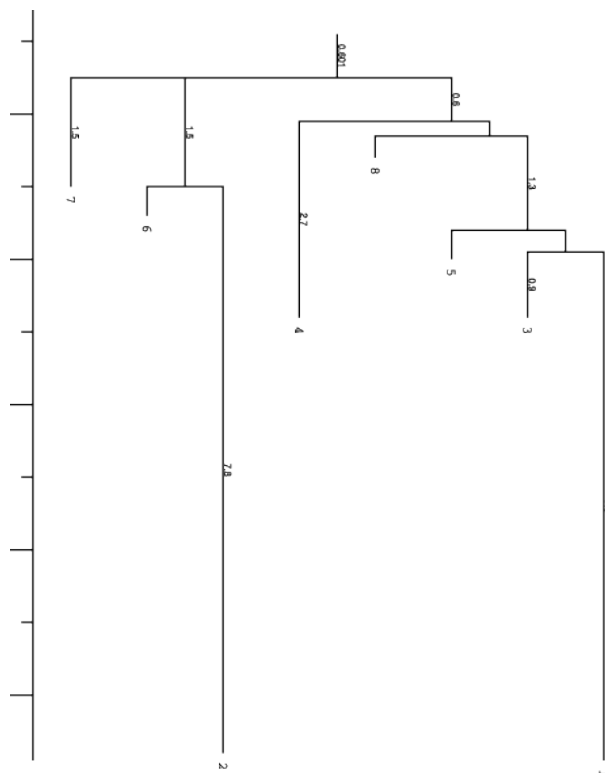
(continued from previous page)

5	.....	0.00	1	0.40	1	14	-0.000000	26	-0.
	↪612908								
6	.....(((.....((.....))))))	0.60	2	0.40	1	22	0.600000	3	0.
	↪573278								
7	.....((((.....))).....)	1.00	1	1.50	1	95	1.000000	2	0.
	↪948187								
8	..(.....((.....)).....).	1.40	1	0.30	1	30	1.400000	2	1.
	↪228342								

The first row holds the input sequence, the successive list the local minima ascending in energy. The meaning of the first 5 columns is as follows

- label (number) of the local minima (1=MFE)
- structure of the minimum
- free energy of the minimum
- label of deeper local minimum the current minimum merges with (note that the MFE has no deeper local minimum to merge with)
- height of the energy barrier to the local minimum to merge with
- numbers of structures in the basin we merge with
- number of basin which we merge to
- free energy of the basin
- number of structures in this basin using gradient walk
- gradient basin (consisting of all structures where gradientwalk ends in the minimum)

barriers produced two additional files, the *PostScript* file `tree.eps` which represents the basic information of the `barseq.bar` file visually:

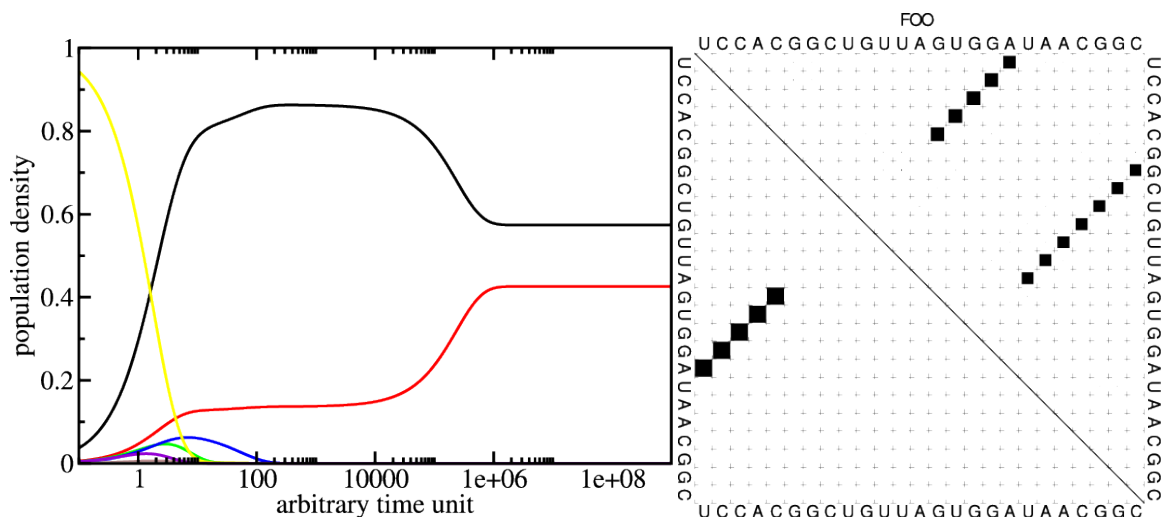


and a text file `rates.out` which holds the matrix of transition probabilities between the local minima.

## Simulating the Folding Kinetics

The program `treekin` is used to simulate the evolution over time of the population densities of local minima starting from an initial population density distribution  $p_0$  (given on the command-line) and the transition rate matrix in the file `rates.out`.

```
$ treekin -m I --p0 5=1 < barseq.bar | xmgrace -log x -nxy -
```



The simulation starts with all the population density in the open chain (local minimum 5, see `barseq.bar`). Over time the population density of this state decays (yellow curve) and other local minima get populated. The simulation ends with the population densities of the thermodynamic equilibrium in which the MFE (black curve) and local minimum 2 (red curve) are the only ones populated. (Look at the dot plot of the sequence created with `RNAsubopt` and `RNAfold`!)

## 3.7 Other Utilities

### 3.7.1 Utilities

We also ship a number of small utilities, many of them to manipulate the PostScript files produced by the structure prediction programs `RNAfold` and `RNAalifold`.

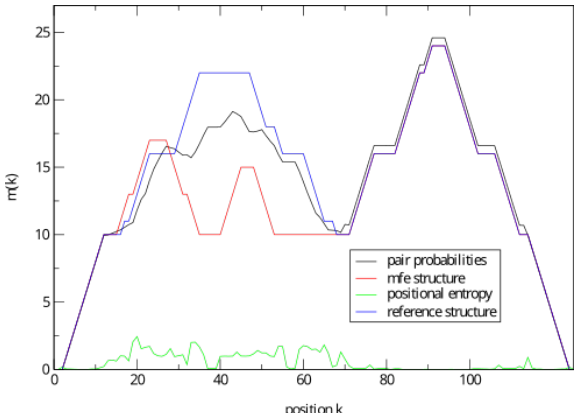
Most of the *Perl 5* utilities contain embedded *pod* documentation. Type e.g.

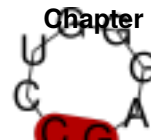
```
perldoc relplot.pl
```

for detailed instructions.



Available Tools

Tool Name	Description
ct2db	<p>Produce dot bracket notation of an RNA secondary structure given as mfold .ct file</p>
b2mt.pl	<p>Produce a mountain representation of a secondary structure from it's dot-bracket notation, as produced by <i>RNAfold</i>.</p> <p>Output consists of simple x y data suitable as input to a plotting program. The mountain representation is a xy plot with sequence position on the x-axis and the number of base pairs enclosing that position on the y-axis.</p> <p>Example:  <code>RNAfold &lt; my.seq   b2mt.pl   xmgrace -</code>  <code>↪ pipe</code></p> 
cmount.pl	<p>Produce a PostScript mountain plot from a color dot plot as created by <i>RNAalifold</i> -p or <i>alidot</i> -p. Each base pair is represented by a trapez whose color encodes the number of consistent and compensatory mutations supporting that pair: Red marks pairs with no sequence variation; ochre, green, turquoise, blue, and violet mark pairs with 2,3,4,5,6 different types of pairs, respectively.</p> <p>Example:  <code>cmount.pl alidot.ps &gt; cmount.ps</code></p>





## MANPAGES

The ViennaRNA Package comes with a number of executable programs that provide command line interfaces to the most important algorithms implemented in *RNAlib*.

Find an overview of these programs and their corresponding manual pages below.

### 4.1 RNA2Dfold

**RNA2Dfold** - manual page for RNA2Dfold 2.6.4

#### 4.1.1 Synopsis

`RNA2Dfold [OPTION]...`

#### 4.1.2 DESCRIPTION

RNA2Dfold 2.6.4

Compute MFE structure, partition function and representative sample structures of k,l neighborhoods

The program partitions the secondary structure space into (basepair)distance classes according to two fixed reference structures. It expects a sequence and two secondary structures in dot-bracket notation as its inputs. For each distance class, the MFE representative, Boltzmann probabilities and Gibbs free energy is computed. Additionally, a stochastic backtracking routine allows one to produce samples of representative suboptimal secondary structures from each partition

**-h, --help**

Print help and exit

**--detailed-help**

Print help, including all details and hidden options, and exit

**--full-help**

Print help, including hidden options, and exit

**-V, --version**

Print version and exit

**I/O Options:**

Command line options for input and output (pre-)processing

**-j, --numThreads=INT**

Set the number of threads used for calculations (only available when compiled with OpenMP support)

**--noconv**

Do not automatically substitute nucleotide “T” with “U”.

*(default=off)*

**Algorithms:**

Select additional algorithms which should be included in the calculations. The Minimum free energy (MFE) and a structure representative are calculated in any case.

**-p, --partfunc**

calculate partition function and thus, Boltzmann probabilities and Gibbs free energy

*(default=off)*

**--stochBT=INT**

backtrack a certain number of Boltzmann samples from the appropriate k,l neighborhood(s)

**--neighborhood=<k>:<l>**

backtrack structures from certain k,l-neighborhood only, can be specified multiple times (<k>:<l>,<m>:<n>,...)

**-K, --maxDist1=INT**

maximum distance to first reference structure

If this value is set all structures that exhibit a basepair distance greater than maxDist1 will be thrown into a distance class denoted by K=L=-1

**-L, --maxDist2=INT**

maximum distance to second reference structure

If this value is set all structures that exhibit a basepair distance greater than maxDist1 will be thrown into a distance class denoted by K=L=-1

**-S, --pfScale=DOUBLE**

In the calculation of the pf use scale\*mfe as an estimate for the ensemble free energy (used to avoid overflows).

*(default="1.07")*

The default is 1.07, useful values are 1.0 to 1.2. Occasionally needed for long sequences.

**--noBT**

do not backtrack structures, calculate energy contributions only

*(default=off)*

**-c, --circ**

Assume a circular (instead of linear) RNA molecule.

*(default=off)*

**Energy Parameters:**

Energy parameter sets can be adapted or loaded from user-provided input files

**-T, --temp=DOUBLE**

Rescale energy parameters to a temperature of temp C. Default is 37C.

*(default="37.0")*

**-P, --paramFile=paramfile**

Read energy parameters from paramfile, instead of using the default parameter set.

Different sets of energy parameters for RNA and DNA should accompany your distribution. See the RNAlib documentation for details on the file format. The placeholder file name DNA can be used to load DNA parameters without the need to actually specify any input file.

**-4, --noTetra**

Do not include special tabulated stabilizing energies for tri-, tetra- and hexaloop hairpins.

*(default=off)*

Mostly for testing.

**--salt=DOUBLE**

Set salt concentration in molar (M). Default is 1.021M.

**Model Details:**

Tweak the energy model and pairing rules additionally using the following parameters

**-d, --dangles=INT**

How to treat “dangling end” energies for bases adjacent to helices in free ends and multi-loops

*(possible values="0", "2" default="2")*

With -d2 dangling energies will be added for the bases adjacent to a helix on both sides in any case. The option -d0 ignores dangling ends altogether (mostly for debugging).

**--noGU**

Do not allow GU pairs.

*(default=off)*

**--noClosingGU**

Do not allow GU pairs at the end of helices.

*(default=off)*

**--helical-rise=FLOAT**

Set the helical rise of the helix in units of Angstrom.

*(default="2.8")*

Use with caution! This value will be re-set automatically to 3.4 in case DNA parameters are loaded via -P DNA and no further value is provided.

**--backbone-length=FLOAT**

Set the average backbone length for looped regions in units of Angstrom.

*(default="6.0")*

Use with caution! This value will be re-set automatically to 6.76 in case DNA parameters are loaded via -P DNA and no further value is provided.

### 4.1.3 REFERENCES

*If you use this program in your work you might want to cite:*

R. Lorenz, S.H. Bernhart, C. Hoener zu Siederdisen, H. Tafer, C. Flamm, P.F. Stadler and I.L. Hofacker (2011), “ViennaRNA Package 2.0”, *Algorithms for Molecular Biology*: 6:26

I.L. Hofacker, W. Fontana, P.F. Stadler, S. Bonhoeffer, M. Tacker, P. Schuster (1994), “Fast Folding and Comparison of RNA Secondary Structures”, *Monatshefte f. Chemie*: 125, pp 167-188

R. Lorenz, I.L. Hofacker, P.F. Stadler (2016), “RNA folding with hard and soft constraints”, *Algorithms for Molecular Biology* 11:1 pp 1-13

R. Lorenz, C. Flamm, I.L. Hofacker (2009), “2D Projections of RNA folding Landscapes”, *GI, Lecture Notes in Informatics, German Conference on Bioinformatics 2009*: 157, pp 11-20

M. Zuker, P. Stiegler (1981), “Optimal computer folding of large RNA sequences using thermodynamic and auxiliary information”, *Nucl Acid Res*: 9, pp 133-148

J.S. McCaskill (1990), “The equilibrium partition function and base pair binding probabilities for RNA secondary structures”, *Biopolymers*: 29, pp 1105-1119

I.L. Hofacker and P.F. Stadler (2006), “Memory Efficient Folding Algorithms for Circular RNA Secondary Structures”, *Bioinformatics*

D. Adams (1979), “The hitchhiker’s guide to the galaxy”, Pan Books, London

The calculation of mfe structures is based on dynamic programming algorithm originally developed by M. Zuker and P. Stiegler. The partition function algorithm is based on work by J.S. McCaskill.

*The energy parameters are taken from:*

D.H. Mathews, M.D. Disney, D. Matthew, J.L. Childs, S.J. Schroeder, J. Susan, M. Zuker, D.H. Turner (2004), “Incorporating chemical modification constraints into a dynamic programming algorithm for prediction of RNA secondary structure”, *Proc. Natl. Acad. Sci. USA*: 101, pp 7287-7292

D.H. Turner, D.H. Mathews (2009), “NNDB: The nearest neighbor parameter database for predicting stability of nucleic acid secondary structure”, *Nucleic Acids Research*: 38, pp 280-282

### 4.1.4 AUTHOR

Ronny Lorenz

### 4.1.5 REPORTING BUGS

If in doubt our program is right, nature is at fault. Comments should be sent to [rna@tbi.univie.ac.at](mailto:rna@tbi.univie.ac.at).

## 4.2 RNAaliduplex

**RNAaliduplex** - manual page for RNAaliduplex 2.6.4

## 4.2.1 Synopsis

```
RNAaliduplex [options] <file1.aln> <file2.aln>
```

## 4.2.2 DESCRIPTION

RNAaliduplex 2.6.4

Predict conserved RNA-RNA interactions between two alignments

The program reads two alignments of RNA sequences in CLUSTAL format and predicts optimal and suboptimal binding sites, hybridization energies and the corresponding structures. The calculation takes only inter-molecular base pairs into account, for the general case use RNAcofold. The use of alignments allows one to focus on binding sites that are evolutionary conserved. Note, that the two input alignments need to have equal number of sequences and the same order, i.e. the 1st sequence in file1 will be hybridized to the 1st in file2 etc.

The computed binding sites, energies, and structures are written to stdout, one structure per line. Each line consist of: The structure in dot bracket format with a “&” separating the two strands. The range of the structure in the two sequences in the format “from,to : from,to”; the energy of duplex structure in kcal/mol. The format is especially useful for computing the hybrid structure between a small probe sequence and a long target sequence.

**-h, --help**

Print help and exit

**--detailed-help**

Print help, including all details and hidden options, and exit

**--full-help**

Print help, including hidden options, and exit

**-V, --version**

Print version and exit

### Algorithms:

Select additional algorithms which should be included in the calculations.

**-e, --deltaEnergy=range**

Compute suboptimal structures with energy in a certain range of the optimum (kcal/mol). Default is calculation of mfe structure only.

**-s, --sorted**

Sort output by free energy.

*(default=off)*

### Energy Parameters:

Energy parameter sets can be adapted or loaded from user-provided input files

**-T, --temp=DOUBLE**

Rescale energy parameters to a temperature of temp C. Default is 37C.

*(default="37.0")*

**-P, --paramFile=paramfile**

Read energy parameters from paramfile, instead of using the default parameter set.

Different sets of energy parameters for RNA and DNA should accompany your distribution. See the RNAlib documentation for details on the file format. The placeholder file name DNA can be used to load DNA parameters without the need to actually specify any input file.

**-4, --noTetra**

Do not include special tabulated stabilizing energies for tri-, tetra- and hexaloop hairpins.

*(default=off)*

Mostly for testing.

**--salt=DOUBLE**

Set salt concentration in molar (M). Default is 1.021M.

**--saltInit=DOUBLE**

Provide salt correction for duplex initialization (in kcal/mol).

**Model Details:**

Tweak the energy model and pairing rules additionally using the following parameters

**-d, --dangles=INT**

How to treat “dangling end” energies for bases adjacent to helices in free ends and multi-loops.

*(default="2")*

With -d1 only unpaired bases can participate in at most one dangling end. With -d2 this check is ignored, dangling energies will be added for the bases adjacent to a helix on both sides in any case; this is the default for mfe and partition function folding (-p). The option -d0 ignores dangling ends altogether (mostly for debugging). With -d3 mfe folding will allow coaxial stacking of adjacent helices in multi-loops. At the moment the implementation will not allow coaxial stacking of the two interior pairs in a loop of degree 3 and works only for mfe folding.

Note that with -d1 and -d3 only the MFE computations will be using this setting while partition function uses -d2 setting, i.e. dangling ends will be treated differently.

**--noLP**

Produce structures without lonely pairs (helices of length 1).

*(default=off)*

For partition function folding this only disallows pairs that can only occur isolated. Other pairs may still occasionally occur as helices of length 1.

**--noGU**

Do not allow GU pairs.

*(default=off)*

**--noClosingGU**

Do not allow GU pairs at the end of helices.

*(default=off)*

**--nsp=STRING**

Allow other pairs in addition to the usual AU,GC,and GU pairs.

Its argument is a comma separated list of additionally allowed pairs. If the first character is a “-” then AB will imply that AB and BA are allowed pairs, e.g. --nsp="-GA" will allow GA and AG pairs. Nonstandard pairs are given 0 stacking energy.

**--helical-rise=FLOAT**

Set the helical rise of the helix in units of Angstrom.

*(default="2.8")*

Use with caution! This value will be re-set automatically to 3.4 in case DNA parameters are loaded via -P DNA and no further value is provided.

**--backbone-length=FLOAT**

Set the average backbone length for looped regions in units of Angstrom.

(*default="6.0"*)

Use with caution! This value will be re-set automatically to 6.76 in case DNA parameters are loaded via *-P* DNA and no further value is provided.

**4.2.3 REFERENCES**

*If you use this program in your work you might want to cite:*

R. Lorenz, S.H. Bernhart, C. Hoener zu Siederdisen, H. Tafer, C. Flamm, P.F. Stadler and I.L. Hofacker (2011), "ViennaRNA Package 2.0", Algorithms for Molecular Biology: 6:26

I.L. Hofacker, W. Fontana, P.F. Stadler, S. Bonhoeffer, M. Tacker, P. Schuster (1994), "Fast Folding and Comparison of RNA Secondary Structures", Monatshefte f. Chemie: 125, pp 167-188

R. Lorenz, I.L. Hofacker, P.F. Stadler (2016), "RNA folding with hard and soft constraints", Algorithms for Molecular Biology 11:1 pp 1-13

*The energy parameters are taken from:*

D.H. Mathews, M.D. Disney, D. Matthew, J.L. Childs, S.J. Schroeder, J. Susan, M. Zuker, D.H. Turner (2004), "Incorporating chemical modification constraints into a dynamic programming algorithm for prediction of RNA secondary structure", Proc. Natl. Acad. Sci. USA: 101, pp 7287-7292

D.H. Turner, D.H. Mathews (2009), "NNDB: The nearest neighbor parameter database for predicting stability of nucleic acid secondary structure", Nucleic Acids Research: 38, pp 280-282

**4.2.4 AUTHOR**

Ivo L Hofacker, Ronny Lorenz

**4.2.5 REPORTING BUGS**

If in doubt our program is right, nature is at fault. Comments should be sent to [rna@tbi.univie.ac.at](mailto:rna@tbi.univie.ac.at).

**4.2.6 SEE ALSO**

RNA duplex(1) RNAcofold(1) RNAfold(1)

**4.3 RNAalifold**

**RNAalifold** - manual page for RNAalifold 2.6.4

### 4.3.1 Synopsis

```
RNAalifold [options] [<input0.aln>] [<input1.aln>]...
```

### 4.3.2 DESCRIPTION

RNAalifold 2.6.4

calculate secondary structures for a set of aligned RNAs

Read aligned RNA sequences from stdin or file.aln and calculate their minimum free energy (mfe) structure, partition function (pf) and base pairing probability matrix. Currently, input alignments have to be in CLUSTAL, Stockholm, FASTA, or MAF format. The input format must be set manually in interactive mode (default is Clustal), but will be determined automatically from the input file, if not explicitly set. It returns the mfe structure in bracket notation, its energy, the free energy of the thermodynamic ensemble and the frequency of the mfe structure in the ensemble to stdout. It also produces Postscript files with plots of the resulting secondary structure graph (“alirna.ps”) and a “dot plot” of the base pairing matrix (“alidot.ps”). The file “alifold.out” will contain a list of likely pairs sorted by credibility, suitable for viewing with “AliDot.pl”. Be warned that output file will overwrite any existing files of the same name.

**-h, --help**

Print help and exit

**--detailed-help**

Print help, including all details and hidden options, and exit

**--full-help**

Print help, including hidden options, and exit

**-V, --version**

Print version and exit

**-v, --verbose**

Be verbose.

*(default=off)*

**-q, --quiet**

Be quiet. *(default=off)*

This option can be used to minimize the output of additional information and non-severe warnings which otherwise might spam stdout/stderr.

#### I/O Options:

Command line options for input and output (pre-)processing

**-f, --input-format=C|S|F|M**

File format of the input multiple sequence alignment (MSA).

If this parameter is set, the input is considered to be in a particular file format. Otherwise, the program tries to determine the file format automatically, if an input file was provided in the set of parameters. In case the input MSA is provided in interactive mode, or from a terminal (TTY), the programs default is to assume CLUSTALW format. Currently, the following formats are available: ClustalW (C), Stockholm 1.0 (S), FASTA/Pearson (F), and MAF (M).

**--mis**

Output “most informative sequence” instead of simple consensus: For each column of the alignment output the set of nucleotides with frequency greater than average in IUPAC notation.

*(default=off)*



**-j, --jobs[=number]**

Split batch input into jobs and start processing in parallel using multiple threads. A value of 0 indicates to use as many parallel threads as computation cores are available.

(*default="0"*)

Default processing of input data is performed in a serial fashion, i.e. one alignment at a time. Using this switch, a user can instead start the computation for many alignments in the input in parallel. RNAalifold will create as many parallel computation slots as specified and assigns input alignments of the input file(s) to the available slots. Note, that this increases memory consumption since input alignments have to be kept in memory until an empty compute slot is available and each running job requires its own dynamic programming matrices.

**--unordered**

Do not try to keep output in order with input while parallel processing is in place.

(*default=off*)

When parallel input processing (*--jobs* flag) is enabled, the order in which input is processed depends on the host machines job scheduler. Therefore, any output to stdout or files generated by this program will most likely not follow the order of the corresponding input data set. The default of RNAalifold is to use a specialized data structure to still keep the results output in order with the input data. However, this comes with a trade-off in terms of memory consumption, since all output must be kept in memory for as long as no chunks of consecutive, ordered output are available. By setting this flag, RNAalifold will not buffer individual results but print them as soon as they have been computed.

**--noconv**

Do not automatically substitute nucleotide “T” with “U”.

(*default=off*)

**-n, --continuous-ids**

Use continuous alignment ID numbering when no alignment ID can be retrieved from input data.

(*default=off*)

Due to its past, RNAalifold produces a specific set of output file names for the first input alignment, “alirna.ps”, “alidot.ps”, etc. But for all further alignments in the input, it usually adopts a naming scheme based on IDs, which may be retrieved from the input alignment’s meta-data, or generated by a prefix followed by an increasing counter. Setting this flag instructs RNAalifold to use the ID naming scheme also for the first alignment.

**--auto-id**

Automatically generate an ID for each alignment.

(*default=off*)

The default mode of RNAalifold is to automatically determine an ID from the input alignment if the input file format allows to do that. Alignment IDs are, for instance, usually given in Stockholm 1.0 formatted input. If this flag is active, RNAalifold ignores any IDs retrieved from the input and automatically generates an ID for each alignment.

**--id-prefix=STRING**

Prefix for automatically generated IDs (as used in output file names).

(*default="alignment"*)

If this parameter is set, each alignment will be prefixed with the provided string. Hence, the output files will obey the following naming scheme: “prefix\_xxxx\_ss.ps” (secondary structure plot), “prefix\_xxxx\_dp.ps” (dot-plot), “prefix\_xxxx\_aln.ps” (annotated alignment), etc. where xxxx is the alignment number beginning with the second alignment in the input. Use this setting in conjunction with the *--continuous-ids* flag to assign IDs beginning with the first input alignment.

**--id-delim=CHAR**

Change the delimiter between prefix and increasing number for automatically generated IDs (as used in output file names).

(*default*=" \_ ")

This parameter can be used to change the default delimiter `_` between the prefix string and the increasing number for automatically generated ID.

**--id-digits=INT**

Specify the number of digits of the counter in automatically generated alignment IDs.

(*default*="4")

When alignments IDs are automatically generated, they receive an increasing number, starting with 1. This number will always be left-padded by leading zeros, such that the number takes up a certain width. Using this parameter, the width can be specified to the users need. We allow numbers in the range [1:18].

**--id-start=LONG**

Specify the first number in automatically generated alignment IDs.

(*default*="1")

When alignment IDs are automatically generated, they receive an increasing number, usually starting with 1. Using this parameter, the first number can be specified to the users requirements. Note: negative numbers are not allowed. Note: Setting this parameter implies continuous alignment IDs, i.e. it activates the `--continuous-ids` flag.

**--filename-delim=CHAR**

Change the delimiting character used in sanitized filenames.

(*default*="ID-delimiter")

This parameter can be used to change the delimiting character used while sanitizing filenames, i.e. replacing invalid characters. Note, that the default delimiter ALWAYS is the first character of the "ID delimiter" as supplied through the `--id-delim` option. If the delimiter is a whitespace character or empty, invalid characters will be simply removed rather than substituted. Currently, we regard the following characters as illegal for use in filenames: backslash `\`, slash `/`, question mark `?`, percent sign `%`, asterisk `*`, colon `:`, pipe symbol `|`, double quote `"`, triangular brackets `<` and `>`.

**Algorithms:**

Select additional algorithms which should be included in the calculations.

**-p, --partfunc[=INT]**

Calculate the partition function and base pairing probability matrix in addition to the mfe structure. Default is calculation of mfe structure only.

(*default*="1")

In addition to the MFE structure we print a coarse representation of the pair probabilities in form of a pseudo bracket notation, followed by the ensemble free energy, as well as the centroid structure derived from the pair probabilities together with its free energy and distance to the ensemble. Finally it prints the frequency of the mfe structure.

An additionally passed value to this option changes the behavior of partition function calculation: `-p0` deactivates the calculation of the pair probabilities, saving about 50% in runtime. This prints the ensemble free energy  $dG = -kT \ln(Z)$ .

**--betaScale=DOUBLE**

Set the scaling of the Boltzmann factors. (*default*="1.")

The argument provided with this option is used to scale the thermodynamic temperature in the Boltzmann factors independently from the temperature of the individual loop energy contributions. The Boltzmann

factors then become  $\exp(-dG/(kTn*\betaScale))$  where  $k$  is the Boltzmann constant,  $dG$  the free energy contribution of the state,  $T$  the absolute temperature and  $n$  the number of sequences.

**-S, --pfScale=DOUBLE**

In the calculation of the pf use  $scale*mfe$  as an estimate for the ensemble free energy (used to avoid overflows).

(*default="1.07"*)

The default is 1.07, useful values are 1.0 to 1.2. Occasionally needed for long sequences.

**--MEA[=gamma]**

Compute MEA (maximum expected accuracy) structure.

(*default="1."*)

The expected accuracy is computed from the pair probabilities: each base pair  $(i, j)$  receives a score  $2*\gamma*p_{ij}$  and the score of an unpaired base is given by the probability of not forming a pair. The parameter  $\gamma$  tunes the importance of correctly predicted pairs versus unpaired bases. Thus, for small values of  $\gamma$  the MEA structure will contain only pairs with very high probability. Using **--MEA** implies **-p** for computing the pair probabilities.

**--sci**

Compute the structure conservation index (SCI) for the MFE consensus structure of the alignment.

(*default=off*)

**-c, --circ**

Assume a circular (instead of linear) RNA molecule.

(*default=off*)

**--bppmThreshold=cutoff**

Set the threshold/cutoff for base pair probabilities included in the postscript output.

(*default="1e-6"*)

By setting the threshold the base pair probabilities that are included in the output can be varied. By default only those exceeding  $1e-6$  in probability will be shown as squares in the dot plot. Changing the threshold to any other value allows for increase or decrease of data.

**-g, --gquad**

Incorporate G-Quadruplex formation into the structure prediction algorithm.

(*default=off*)

**-s, --stochBT=INT**

Stochastic backtrack. Compute a certain number of random structures with a probability dependent on the partition function. See **-p** option in RNAsubopt.

**--stochBT\_en=INT**

same as **-s** option but also print out the energies and probabilities of the backtraced structures.

**-N, --nonRedundant**

Enable non-redundant sampling strategy.

(*default=off*)

## Structure Constraints:

Command line options to interact with the structure constraints feature of this program

### **--maxBPspan=INT**

Set the maximum base pair span.

(*default="1"*)

### **-C, --constraint[=filename]**

Calculate structures subject to constraints. The constraining structure will be read from `stdin`, the alignment has to be given as a file name on the command line.

(*default=""*)

The program reads first the sequence, then a string containing constraints on the structure encoded with the symbols:

- . (no constraint for this base)
- | (the corresponding base has to be paired)
- x (the base is unpaired)
- < (base i is paired with a base j>i)
- > (base i is paired with a base j<i)
- and matching brackets ( ) (base i pairs base j)

With the exception of |, constraints will disallow all pairs conflicting with the constraint. This is usually sufficient to enforce the constraint, but occasionally a base may stay unpaired in spite of constraints. PF folding ignores constraints of type |.

### **--batch**

Use constraints for all alignment records. (*default=off*)

Usually, constraints provided from input file are only applied to a single sequence alignment. Therefore, RNAalifold will stop its computation and quit after the first input alignment was processed. Using this switch, RNAalifold processes all sequence alignments in the input and applies the same provided constraints to each of them.

### **--enforceConstraint**

Enforce base pairs given by round brackets ( ) in structure constraint.

(*default=off*)

### **--SS\_cons**

Use consensus structures from Stockholm file (`#=GF SS_cons`) as constraint.

(*default=off*)

Stockholm formatted alignment files have the possibility to store a secondary structure string in one of if (`#=GC`) column annotation meta tags. The corresponding tag name is usually `SS_cons`, a consensus secondary structure. Activating this flag allows one to use this consensus secondary structure from the input file as structure constraint. Currently, only the following characters are interpreted:

- ( ) [matching parenthesis: column i pairs with column j]
- < > [matching angular brackets: column i pairs with column j]

All other characters are not interpreted (yet). Note: Activating this flag implies `--constraint`.

### **--shape=file1, file2**

Use SHAPE reactivity data to guide structure predictions.

Multiple shapefiles for the individual sequences in the alignment may be specified as a comma separated list. An optional association of particular shape files to a specific sequence in the alignment can be expressed by prepending the sequence number to the filename, e.g. "`5=seq5.shape,3=seq3.shape`" will assign the reactivity

values from file seq5.shape to the fifth sequence in the alignment, and the values from file seq3.shape to sequence 3. If no assignment is specified, the reactivity values are assigned to corresponding sequences in the order they are given.

**--shapeMethod=D**[mX] [bY]

Specify the method how to convert SHAPE reactivity data to pseudo energy contributions.

(*default="D"*)

Currently, the only data conversion method available is that of Deigan et al 2009. This method is the default and is recognized by a capital D in the provided parameter, i.e.: `--shapeMethod="D"` is the default setting. The slope  $m$  and the intercept  $b$  can be set to a non-default value if necessary. Otherwise  $m=1.8$  and  $b=-0.6$  as stated in the paper mentioned before. To alter these parameters, e.g.  $m=1.9$  and  $b=-0.7$ , use a parameter string like this: `--shapeMethod="Dm1.9b-0.7"`. You may also provide only one of the two parameters like: `--shapeMethod="Dm1.9"` or `--shapeMethod="Db-0.7"`.

### Energy Parameters:

Energy parameter sets can be adapted or loaded from user-provided input files

**-T, --temp=DOUBLE**

Rescale energy parameters to a temperature of temp C. Default is 37C.

(*default="37.0"*)

**-P, --paramFile=paramfile**

Read energy parameters from paramfile, instead of using the default parameter set.

Different sets of energy parameters for RNA and DNA should accompany your distribution. See the RNAlib documentation for details on the file format. The placeholder file name DNA can be used to load DNA parameters without the need to actually specify any input file.

**-4, --noTetra**

Do not include special tabulated stabilizing energies for tri-, tetra- and hexaloop hairpins.

(*default=off*)

Mostly for testing.

**--salt=DOUBLE**

Set salt concentration in molar (M). Default is 1.021M.

### Model Details:

Tweak the energy model and pairing rules additionally using the following parameters

**-d, --dangles=INT**

How to treat “dangling end” energies for bases adjacent to helices in free ends and multi-loops.

(*default="2"*)

With `-d2` dangling energies will be added for the bases adjacent to a helix on both sides

in any case.

The option `-d0` ignores dangling ends altogether (mostly for debugging).

**--noLP**

Produce structures without lonely pairs (helices of length 1).

(*default=off*)

For partition function folding this only disallows pairs that can only occur isolated. Other pairs may still occasionally occur as helices of length 1.

**--noGU**

Do not allow GU pairs.

*(default=off)*

**--noClosingGU**

Do not allow GU pairs at the end of helices.

*(default=off)*

**--cfactor=DOUBLE**

Set the weight of the covariance term in the energy function

*(default="1.0")*

**--nfactor=DOUBLE**

Set the penalty for non-compatible sequences in the covariance term of the energy function

*(default="1.0")*

**-E, --endgaps**

Score pairs with endgaps same as gap-gap pairs.

*(default=off)*

**-R, --ribosum\_file=ribosumfile**

use specified Ribosum Matrix instead of normal energy model.

Matrixes to use should be 6x6 matrices, the order of the terms is AU, CG, GC, GU, UA, UG.

**-r, --ribosum\_scoring**

use ribosum scoring matrix. *(default=off)*

The matrix is chosen according to the minimal and maximal pairwise identities of the sequences in the file.

**--old**

use old energy evaluation, treating gaps as characters.

*(default=off)*

**--nsp=STRING**

Allow other pairs in addition to the usual AU,GC,and GU pairs.

Its argument is a comma separated list of additionally allowed pairs. If the first character is a "-" then AB will imply that AB and BA are allowed pairs, e.g. `--nsp="-GA"` will allow GA and AG pairs. Nonstandard pairs are given 0 stacking energy.

**-e, --energyModel=INT**

Set energy model.

Rarely used option to fold sequences from the artificial ABCD... alphabet, where A pairs B, C-D etc. Use the energy parameters for GC (`-e 1`) or AU (`-e 2`) pairs.

**--helical-rise=FLOAT**

Set the helical rise of the helix in units of Angstrom.

*(default="2.8")*

Use with caution! This value will be re-set automatically to 3.4 in case DNA parameters are loaded via `-P` DNA and no further value is provided.

**--backbone-length=FLOAT**

Set the average backbone length for looped regions in units of Angstrom.

(*default="6.0"*)

Use with caution! This value will be re-set automatically to 6.76 in case DNA parameters are loaded via *-P* DNA and no further value is provided.

**Plotting:**

Command line options for changing the default behavior of structure layout and pairing probability plots

**--color**

Produce a colored version of the consensus structure plot "alirna.ps" (default b&w only)

(*default=off*)

**--aln**

Produce a colored and structure annotated alignment in PostScript format in the file "aln.ps" in the current directory.

(*default=off*)

**--aln-EPS-cols=INT**

Number of columns in colored EPS alignment output.

(*default="60"*)

A value less than 1 indicates that the output should not be wrapped at all.

**--aln-stk[=prefix]**

Create a multi-Stockholm formatted output file. (*default="RNAalifold\_results"*)

The default file name used for the output is "RNAalifold\_results.stk". Users may change the filename to "prefix.stk" by specifying the prefix as optional argument. The file will be create in the current directory if it does not already exist. In case the file already exists, output will be appended to it. Note: Any special characters in the filename will be replaced by the filename delimiter, hence there is no way to pass an entire directory path through this option yet. (See also the "--filename-delim" parameter)

**--noPS**

Do not produce postscript drawing of the mfe structure.

(*default=off*)

**--noDP**

Do not produce dot-plot postscript file containing base pair or stack probabilities.

(*default=off*)

In combination with the *-p* option, this flag turns-off creation of individual dot-plot files. Consequently, computed base pair probability output is omitted but centroid and MEA structure prediction is still performed.

**-t, --layout-type=INT**

Choose the layout algorithm. (*default="1"*)

Select the layout algorithm that computes the nucleotide coordinates. Currently, the following algorithms are available:

0: simple radial layout

1: Naview layout (Brucoleri et al. 1988)

2: circular layout

3: RNAturtle (Wiegrefte et al. 2018)

## 4: RNApuzzler (Wiegreffe et al. 2018)

## Caveats:

Sequences are not weighted. If possible, do not mix very similar and dissimilar sequences. Duplicate sequences, for example, can distort the prediction.

## 4.3.3 REFERENCES

*If you use this program in your work you might want to cite:*

R. Lorenz, S.H. Bernhart, C. Hoener zu Siederdisen, H. Tafer, C. Flamm, P.F. Stadler and I.L. Hofacker (2011), “ViennaRNA Package 2.0”, *Algorithms for Molecular Biology*: 6:26

I.L. Hofacker, W. Fontana, P.F. Stadler, S. Bonhoeffer, M. Tacker, P. Schuster (1994), “Fast Folding and Comparison of RNA Secondary Structures”, *Monatshefte f. Chemie*: 125, pp 167-188

R. Lorenz, I.L. Hofacker, P.F. Stadler (2016), “RNA folding with hard and soft constraints”, *Algorithms for Molecular Biology* 11:1 pp 1-13

The algorithm is a variant of the dynamic programming algorithms of M. Zuker and P. Stiegler (mfe) and J.S. McCaskill (pf) adapted for sets of aligned sequences with covariance information.

Ivo L. Hofacker, Martin Fekete, and Peter F. Stadler (2002), “Secondary Structure Prediction for Aligned RNA Sequences”, *J.Mol.Biol.*: 319, pp 1059-1066.

Stephan H. Bernhart, Ivo L. Hofacker, Sebastian Will, Andreas R. Gruber, and Peter F. Stadler (2008), “RNAalifold: Improved consensus structure prediction for RNA alignments”, *BMC Bioinformatics*: 9, pp 474

*The energy parameters are taken from:*

D.H. Mathews, M.D. Disney, D. Matthew, J.L. Childs, S.J. Schroeder, J. Susan, M. Zuker, D.H. Turner (2004), “Incorporating chemical modification constraints into a dynamic programming algorithm for prediction of RNA secondary structure”, *Proc. Natl. Acad. Sci. USA*: 101, pp 7287-7292

D.H. Turner, D.H. Mathews (2009), “NNDB: The nearest neighbor parameter database for predicting stability of nucleic acid secondary structure”, *Nucleic Acids Research*: 38, pp 280-282

## 4.3.4 EXAMPLES

A simple call to compute consensus MFE structure, ensemble free energy, base pair probabilities, centroid structure, and MEA structure for a multiple sequence alignment (MSA) provided as Stockholm formatted file alignment.stk might look like:

```
$ RNAalifold -p --MEA alignment.stk
```

Consider the following MSA file for three sequences

```
# STOCKHOLM 1.0

#=GF AC   RF01293
#=GF ID   ACA59
#=GF DE   Small nucleolar RNA ACA59
#=GF AU   Wilkinson A
#=GF SE   Predicted; WAR; Wilkinson A
#=GF SS   Predicted; WAR; Wilkinson A
#=GF GA   43.00
#=GF TC   44.90
#=GF NC   40.30
#=GF TP   Gene; snRNA; snoRNA; HACA-box;
#=GF BM   cmbuild -F CM SEED
```

(continues on next page)



(continued from previous page)

```

#=GF CB cmcalibrate --mpi CM
#=GF SM cmsearch --cpu 4 --verbose --nohmmonly -E 1000 -Z 549862.597050 CM SEQDB
#=GF DR snoRNABase; ACA59;
#=GF DR SO; 0001263; ncRNA_gene;
#=GF DR GO; 0006396; RNA_processing;
#=GF DR GO; 0005730; nucleolus;
#=GF RN [1]
#=GF RM 15199136
#=GF RT Human box H/ACA pseudouridylation guide RNA machinery.
#=GF RA Kiss AM, Jady BE, Bertrand E, Kiss T
#=GF RL Mol Cell Biol. 2004;24:5797-5807.
#=GF WK Small_nucleolar_RNA
#=GF SQ 3

AL031296.1/85969-86120
↪CUGCCUCACAACGUUUGGCCUCAGUUACCCGUAUGUAGUGAGGGUAAACAAUCUUACUCUCGUUGGUGUAAGGAACAGCU
AANU01225121.1/438-603
↪CUGCCUCACAACAUUUGGCCUCAGUUACUCAUAGAUGUAGUGAGGGUGACAAUCUUACUCUCGUUGGUGUAAGGAACAGCU
AAWR02037329.1/29294-29150 ---CUCGACACCACU---
↪GCCUCGGUUACCCAUCGGUGCAGUGCAGUGCGGUAGUAGUACCAAUGC UAAUUAGUUGGAGGACCAACU
#=GC SS_cons -----((((((((((((((((((((((((((((((((((((((((((((((((((((((((((((((((((((
↪>>>>, , , ,))))): : : : : : : : : : : : : : : : : : : : : : : : : : : : : : : : : : : : : : : :
#=GC RF
↪CUGCcccaCAaCacuuguGCCUCaGUUACcCauagguGuAGUGaGgGuggcAaUACccaCcCucgUUgGuggUaAGGAaCAGCU
//

```

Then, the above program call will produce this output:

```

3 sequences; length of alignment 84.
>ACA59
CUGCCUCACAACAUUUGGCCUCAGUUACCCAUGAUGUAGUGAGGGUAAACAAUCUUACUCUCGUUGGUGUAAGGAACAGCU
...(((((((.(((((((((((.....))))))))))..))))).(((((((.....)))))).....↪
↪(-12.54 = -12.77 + 0.23)
...(((((((.(((((((((((.....))))))))))..)))))){{,.....{{{,.....}})}}.....↪
↪[-14.38]
...(((((((.(((((((((((.....))))))))))..))))).(((((((.....)))))).....
↪{-12.44 = -12.33 + -0.10 d=10.94}
...(((((((.(((((((((((.....))))))))))..))))).(((((((.....)))))).....
↪{-12.44 = -12.33 + -0.10 MEA=66.65}
frequency of mfe structure in ensemble 0.368739; ensemble diversity 17.77

```

Here, the first line is written to *stderr* and simply states the number of sequences and the length of the alignment. This line can be suppressed using the *--quiet* option. The main output then consists of 7 lines, where the first two resemble the FASTA header with the ID as read from the input data set, followed by the consensus sequence in the second line. The third line consists of the consensus secondary structure in dot-bracket notation followed by the averaged minimum free energy in parenthesis. This energy is composed of two major contributions, the actual free energies derived from the Nearest Neighbor model, and the covariance pseudo-energy term, which are both displayed after the equal sign. The fourth line shows the base pair propensity in pseudo dot-bracket notation followed by the ensemble free energy  $dG = -kT \ln(Z)$  in square brackets. Similarly, the next two lines state the centroid- and the MEA structure in dot-bracket notation, followed by their corresponding free energy contributions, the mean distance (d) to the ensemble as well as the maximum expected accuracy (MEA). Again, the free energies are split into Nearest Neighbor contribution and the covariance pseudo-energy term.

Furthermore, RNAalifold will produce three output files: *ACA59\_ss.ps*, *ACA59\_dp.ps*, and *ACA59\_ali.out* that contain the secondary structure drawing, the base pair probability dot-plot, and a detailed table of base pair probabilities, respectively.

### 4.3.5 THE ALIOUT FILE

When computing base pair probabilities (`--partfunc` option), RNAalifold will produce a file with the suffix *ali.out*. This file contains the base pairing probabilities between different alignment columns together with some detailed statistics for the individual sequences within the alignment. The file is a simple text file with a two line header that states the number of sequences and length of the alignment. The first couple of lines of this file may look like:

```
3 sequence; length of alignment 84
alifold output
14  36  0  92.7%  0.212  CG:1  UA:2
13  37  0  92.7%  0.218  GU:1  AU:2
12  38  0  92.7%  0.231  CG:3
15  35  0  91.9%  0.239  UG:3
16  34  0  85.2%  0.434  UA:2  --:1
8   42  0  80.7%  0.526  AU:3  +
9   41  0  80.4%  0.542  CG:3  +
7   43  1  80.1%  0.541  CG:2  +
```

Starting with the third row, there are at least six and at most 13 columns separated by whitespaces stating: (1) the *i*-position and (2) the *j*-position of a potential base pair (*i*, *j*), followed by (3) the number of counter examples, i.e. the number of sequences in the alignment that can't form a canonical base pair with their respective sequence positions. Next is (4) the base pair probability in percent, (5) a pseudo entropy measure  $S_{ij} = S_i + S_j - p_{ij} \ln(p_{ij})$ , where  $S_i$  and  $S_j$  are the positional entropies for the two alignment columns *i* and *j*, and  $p_{ij}$  is the base pair probability. Finally, the last columns (6-12) state the number of particular base pairs for the individual sequences in the alignment. Here, we distinguish the base pairs "GC", "CG", "AU", "UA", "GU", "UG", and the special case "--" that represents gaps at both positions *i* and *j*. Finally, base pairs that are not part of the MFE structure are marked by an additional "+" sign in the last column.

### 4.3.6 AUTHOR

Ivo L Hofacker, Stephan Bernhart, Ronny Lorenz

### 4.3.7 REPORTING BUGS

If in doubt our program is right, nature is at fault. Comments should be sent to [rna@tbi.univie.ac.at](mailto:rna@tbi.univie.ac.at).

### 4.3.8 SEE ALSO

The ALIDOT package <http://www.tbi.univie.ac.at/RNA/Alidot/>

## 4.4 RNAcofold

**RNAcofold** - manual page for RNAcofold 2.6.4

### 4.4.1 Synopsis

```
RNAcofold [OPTION]... [FILE]...
```

### 4.4.2 DESCRIPTION

RNAcofold 2.6.4

calculate secondary structures of two RNAs with dimerization

The program works much like RNAfold, but allows one to specify two RNA sequences which are then allowed to form a dimer structure. RNA sequences are read from stdin in the usual format, i.e. each line of input corresponds to one sequence, except for lines starting with > which contain the name of the next sequence. To compute the hybrid structure of two molecules, the two sequences must be concatenated using the & character as separator. RNAcofold can compute minimum free energy (mfe) structures, as well as partition function (pf) and base pairing probability matrix (using the *-p* switch) Since dimer formation is concentration dependent, RNAcofold can be used to compute equilibrium concentrations for all five monomer and (homo/hetero)-dimer species, given input concentrations for the monomers. Output consists of the mfe structure in bracket notation as well as PostScript structure plots and “dot plot” files containing the pair probabilities, see the RNAfold man page for details. In the dot plots a cross marks the chain break between the two concatenated sequences. The program will continue to read new sequences until a line consisting of the single character @ or an end of file condition is encountered.

**-h, --help**

Print help and exit

**--detailed-help**

Print help, including all details and hidden options, and exit

**--full-help**

Print help, including hidden options, and exit

**-V, --version**

Print version and exit

**-v, --verbose**

Be verbose.

*(default=off)*

#### I/O Options:

Command line options for input and output (pre-)processing

**--output-format=format-character**

Change the default output format.

*(default="V")*

The following output formats are currently supported:

ViennaRNA format (V), Delimiter-separated format (D) also known as CSV format.

**--csv-delim=delimiter**

Change the delimiting character for Delimiter-separated output format, such as CSV.

*(default=",")*

Delimiter-separated output defaults to comma separated values (CSV), i.e. all data in one data set is delimited by a comma character. This option allows one to change the delimiting character to something else. Note, to switch to tab-separated data, use `$'\t'` as delimiting character.

**--csv-noheader**

Do not print header for Delimiter-separated output, such as CSV.

(*default=off*)

**-j, --jobs[=number]**

Split batch input into jobs and start processing in parallel using multiple threads. A value of 0 indicates to use as many parallel threads as computation cores are available.

(*default="0"*)

Default processing of input data is performed in a serial fashion, i.e. one sequence pair at a time. Using this switch, a user can instead start the computation for many sequence pairs in the input in parallel. RNAcofold will create as many parallel computation slots as specified and assigns input sequences of the input file(s) to the available slots. Note, that this increases memory consumption since input alignments have to be kept in memory until an empty compute slot is available and each running job requires its own dynamic programming matrices.

**--unordered**

Do not try to keep output in order with input while parallel processing is in place.

(*default=off*)

When parallel input processing (*--jobs* flag) is enabled, the order in which input is processed depends on the host machines job scheduler. Therefore, any output to stdout or files generated by this program will most likely not follow the order of the corresponding input data set. The default of RNAcofold is to use a specialized data structure to still keep the results output in order with the input data. However, this comes with a trade-off in terms of memory consumption, since all output must be kept in memory for as long as no chunks of consecutive, ordered output are available. By setting this flag, RNAcofold will not buffer individual results but print them as soon as they have been computed.

**--noconv**

Do not automatically substitute nucleotide “T” with “U”.

(*default=off*)

**--auto-id**

Automatically generate an ID for each sequence. (*default=off*)

The default mode of RNAcofold is to automatically determine an ID from the input sequence data if the input file format allows to do that. Sequence IDs are usually given in the FASTA header of input sequences. If this flag is active, RNAcofold ignores any IDs retrieved from the input and automatically generates an ID for each sequence. This ID consists of a prefix and an increasing number. This flag can also be used to add a FASTA header to the output even if the input has none.

**--id-prefix=STRING**

Prefix for automatically generated IDs (as used in output file names).

(*default="sequence"*)

If this parameter is set, each sequence will be prefixed with the provided string. Hence, the output files will obey the following naming scheme: “prefix\_xxxx\_ss.ps” (secondary structure plot), “prefix\_xxxx\_dp.ps” (dot-plot), “prefix\_xxxx\_dp2.ps” (stack probabilities), etc. where xxxx is the sequence number. Note: Setting this parameter implies *--auto-id*.

**--id-delim=CHAR**

Change the delimiter between prefix and increasing number for automatically generated IDs (as used in output file names).

(*default="\_"*)

This parameter can be used to change the default delimiter “\_” between the prefix string and the increasing number for automatically generated ID.

**--id-digits=INT**

Specify the number of digits of the counter in automatically generated alignment IDs.

(*default="4"*)

When alignments IDs are automatically generated, they receive an increasing number, starting with 1. This number will always be left-padded by leading zeros, such that the number takes up a certain width. Using this parameter, the width can be specified to the users need. We allow numbers in the range [1:18]. This option implies *--auto-id*.

**--id-start=LONG**

Specify the first number in automatically generated IDs.

(*default="1"*)

When sequence IDs are automatically generated, they receive an increasing number, usually starting with 1. Using this parameter, the first number can be specified to the users requirements. Note: negative numbers are not allowed. Note: Setting this parameter implies to ignore any IDs retrieved from the input data, i.e. it activates the *--auto-id* flag.

**--filename-delim=CHAR**

Change the delimiting character used in sanitized filenames.

(*default="ID-delimiter"*)

This parameter can be used to change the delimiting character used while sanitizing filenames, i.e. replacing invalid characters. Note, that the default delimiter ALWAYS is the first character of the "ID delimiter" as supplied through the *--id-delim* option. If the delimiter is a whitespace character or empty, invalid characters will be simply removed rather than substituted. Currently, we regard the following characters as illegal for use in filenames: backslash \, slash /, question mark ?, percent sign %, asterisk \*, colon :, pipe symbol |, double quote ", triangular brackets < and >.

**--filename-full**

Use full FASTA header to create filenames. (*default=off*)

This parameter can be used to deactivate the default behavior of limiting output filenames to the first word of the sequence ID. Consider the following example: An input with FASTA header >NM\_0001 Homo Sapiens some gene usually produces output files with the prefix "NM\_0001" without the additional data available in the FASTA header, e.g. "NM\_0001\_ss.ps" for secondary structure plots. With this flag set, no truncation of the output filenames is done, i.e. output filenames receive the full FASTA header data as prefixes. Note, however, that invalid characters (such as whitespace) will be substituted by a delimiting character or simply removed, (see also the parameter option *--filename-delim*).

**Algorithms:**

Select additional algorithms which should be included in the calculations. The Minimum free energy (MFE) and a structure representative are calculated in any case.

**-p, --partfunc[=INT]**

Calculate the partition function and base pairing probability matrix in addition to the mfe structure. Default is calculation of mfe structure only.

(*default="1"*)

In addition to the MFE structure we print a coarse representation of the pair probabilities in form of a pseudo bracket notation, followed by the ensemble free energy, as well as the centroid structure derived from the pair probabilities together with its free energy and distance to the ensemble. Finally it prints the frequency of the mfe structure, and the structural diversity (mean distance between the structures in the ensemble). See the description of *pf\_fold()* and *mean\_bp\_dist()* and *centroid()* in the RNAlib documentation for details. Note that unless you also specify *-d2* or *-d0*, the partition function and mfe calculations will use a slightly different energy model. See the discussion of dangling end options below.

An additionally passed value to this option changes the behavior of partition function calculation:

In order to calculate the partition function but not the pair probabilities

use the `-p0` option and save about

50% in runtime. This prints the ensemble free energy  $dG = -kT \ln(Z)$ .

**-a, --all\_pf[=INT]**

Compute the partition function and free energies not only of the hetero-dimer consisting of the two input sequences (the AB dimer), but also of the homo-dimers AA and BB as well as A and B monomers.

(*default="1"*)

The output will contain the free energies for each of these species, as well as 5 dot plots containing the conditional pair probabilities, called "ABname5.ps", "AAname5.ps" and so on. For later use, these dot plot files also contain the free energy of the ensemble as a comment. Using `-a` automatically switches on the `-p` option. Base pair probability computations may be turned off altogether by providing 0 as an argument to this parameter. In that case, no dot plot files will be generated.

**--betaScale=DOUBLE**

Set the scaling of the Boltzmann factors. (*default="1."*)

The argument provided with this option is used to scale the thermodynamic temperature in the Boltzmann factors independently from the temperature of the individual loop energy contributions. The Boltzmann factors then become  $\exp(-dG/(kT*\betaScale))$  where  $k$  is the Boltzmann constant,  $dG$  the free energy contribution of the state and  $T$  the absolute temperature.

**-S, --pfScale=DOUBLE**

In the calculation of the pf use `scale*mfe` as an estimate for the ensemble free energy (used to avoid overflows).

(*default="1.07"*)

The default is 1.07, useful values are 1.0 to 1.2. Occasionally needed for long sequences.

**-c, --concentrations**

In addition to everything listed under the `-a` option, read in initial monomer concentrations and compute the expected equilibrium concentrations of the 5 possible species (AB, AA, BB, A, B).

(*default=off*)

Start concentrations are read from stdin (unless the `-f` option is used) in [mol/l], equilibrium concentrations are given relative to the sum of the two inputs. An arbitrary number of initial concentrations can be specified (one pair of concentrations per line).

**-f, --concfile=filename**

Specify a file with initial concentrations for the two sequences.

The table consists of arbitrary many lines with just two numbers (the concentration of sequence A and B). This option will automatically toggle the `-c` (and thus `-a` and `-p`) options (see above).

**--centroid**

Compute the centroid structure. (*default=off*)

Additionally to the MFE structure, compute the centroid representative of the structure ensemble. Here, we apply the base pair distance as distance measure, and report the structure that minimizes its Boltzmann weighted base pair distance to the rest of the ensemble. Computing the centroid structure requires equilibrium base pair probabilities. Therefore, this option implies the `-p` switch. For historical reasons, the centroid structure output is deactivated by default.

**--MEA[=gamma]**

Compute MEA (maximum expected accuracy) structure.

(*default="1."*)

The expected accuracy is computed from the pair probabilities: each base pair  $(i, j)$  receives a score  $2*\gamma*p_{ij}$  and the score of an unpaired base is given by the probability of not forming a pair. The

parameter  $\gamma$  tunes the importance of correctly predicted pairs versus unpaired bases. Thus, for small values of  $\gamma$  the MEA structure will contain only pairs with very high probability. Using `--MEA` implies `-p` for computing the pair probabilities.

**--bpmThreshold=cutoff**

Set the threshold/cutoff for base pair probabilities included in the postscript output.

(*default="1e-5"*)

By setting the threshold the base pair probabilities that are included in the output can be varied. By default only those exceeding  $1e-5$  in probability will be shown as squares in the dot plot. Changing the threshold to any other value allows for increase or decrease of data.

**-g, --gquad**

Incorporate G-Quadruplex formation into the structure prediction algorithm.

(*default=off*)

### Structure Constraints:

Command line options to interact with the structure constraints feature of this program

**--maxBPspan=INT**

Set the maximum base pair span.

(*default="-1"*)

**-C, --constraint[=filename]**

Calculate structures subject to constraints. (*default=""*)

The program reads first the sequence, then a string containing constraints on the structure encoded with the symbols:

- . (no constraint for this base)
- | (the corresponding base has to be paired)
- x (the base is unpaired)
- < (base i is paired with a base j>i)
- > (base i is paired with a base j<i)
- and matching brackets ( ) (base i pairs base j)

With the exception of |, constraints will disallow all pairs conflicting with the constraint. This is usually sufficient to enforce the constraint, but occasionally a base may stay unpaired in spite of constraints. PF folding ignores constraints of type |.

**--batch**

Use constraints for multiple sequences. (*default=off*)

Usually, constraints provided from input file only apply to a single input sequence. Therefore, RNAcofold will stop its computation and quit after the first input sequence was processed. Using this switch, RNAcofold processes multiple input sequences and applies the same provided constraints to each of them.

**--canonicalBPonly**

Remove non-canonical base pairs from the structure constraint.

(*default=off*)

**--enforceConstraint**

Enforce base pairs given by round brackets ( ) in structure constraint.

(*default=off*)

**--shape=filename**

Use SHAPE reactivity data to guide structure predictions.

**--shapeMethod=method**

Select SHAPE reactivity data incorporation strategy.

(*default="D"*)

The following methods can be used to convert SHAPE reactivities into pseudo energy contributions.

D: Convert by using the linear equation according to Deigan et al 2009.

Derived pseudo energy terms will be applied for every nucleotide involved in a stacked pair. This method is recognized by a capital D in the provided parameter, i.e.: `--shapeMethod="D"` is the default setting. The slope *m* and the intercept *b* can be set to a non-default value if necessary, otherwise *m*=1.8 and *b*=-0.6. To alter these parameters, e.g. *m*=1.9 and *b*=-0.7, use a parameter string like this: `--shapeMethod="Dm1.9b-0.7"`. You may also provide only one of the two parameters like: `--shapeMethod="Dm1.9"` or `--shapeMethod="Db-0.7"`.

Z: Convert SHAPE reactivities to pseudo energies according to Zarrinhalam

et al 2012. SHAPE reactivities will be converted to pairing probabilities by using linear mapping. Aberration from the observed pairing probabilities will be penalized during the folding recursion. The magnitude of the penalties can be affected by adjusting the factor *beta* (e.g. `--shapeMethod="Zb0.8"`).

W: Apply a given vector of perturbation energies to unpaired nucleotides

according to Washietl et al 2012. Perturbation vectors can be calculated by using RNApvmmin.

**--shapeConversion=method**

Select method for SHAPE reactivity conversion.

(*default="O"*)

This parameter is useful when dealing with the SHAPE incorporation according to Zarrinhalam et al. The following methods can be used to convert SHAPE reactivities into the probability for a certain nucleotide to be unpaired.

M: Use linear mapping according to Zarrinhalam et al. C: Use a cutoff-approach to divide into paired and unpaired nucleotides (e.g. "C0.25") S: Skip the normalizing step since the input data already represents probabilities for being unpaired rather than raw reactivity values L: Use a linear model to convert the reactivity into a probability for being unpaired (e.g. "Ls0.68i0.2" to use a slope of 0.68 and an intercept of 0.2) O: Use a linear model to convert the log of the reactivity into a probability for being unpaired (e.g. "Os1.6i-2.29" to use a slope of 1.6 and an intercept of -2.29)

**--commands=filename**

Read additional commands from file

Commands include hard and soft constraints, but also structure motifs in hairpin and interior loops that need to be treated differently. Furthermore, commands can be set for unstructured and structured domains.

**Energy Parameters:**

Energy parameter sets can be adapted or loaded from user-provided input files

**-T, --temp=DOUBLE**

Rescale energy parameters to a temperature of temp C. Default is 37C.

(*default="37.0"*)

**-P, --paramFile=paramfile**

Read energy parameters from paramfile, instead of using the default parameter set.

Different sets of energy parameters for RNA and DNA should accompany your distribution. See the RNAlib documentation for details on the file format. The placeholder file name DNA can be used to load DNA parameters without the need to actually specify any input file.



**-4, --noTetra**

Do not include special tabulated stabilizing energies for tri-, tetra- and hexaloop hairpins.

(*default=off*)

Mostly for testing.

**--salt=DOUBLE**

Set salt concentration in molar (M). Default is 1.021M.

**--saltInit=DOUBLE**

Provide salt correction for duplex initialization (in kcal/mol).

**-m, --modifications[=STRING]**

Allow for modified bases within the RNA sequence string.

(*default="7I6P9D"*)

Treat modified bases within the RNA sequence differently, i.e. use corresponding energy corrections and/or pairing partner rules if available. For that, the modified bases in the input sequence must be marked by their corresponding one-letter code. If no additional arguments are supplied, all available corrections are performed. Otherwise, the user may limit the modifications to a particular subset of modifications, resp. one-letter codes, e.g. `-mP6` will only correct for pseudouridine and m6A bases.

Currently supported one-letter codes and energy corrections are:

7: 7-deaza-adenosine (7DA)

I: Inosine

6: N6-methyladenosine (m6A)

P: Pseudouridine

9: Purine (a.k.a. nebularine)

D: Dihydrouridine

**--mod-file=STRING**

Use additional modified base data from JSON file.

**Model Details:**

Tweak the energy model and pairing rules additionally using the following parameters

**-d, --dangles=INT**

How to treat “dangling end” energies for bases adjacent to helices in free ends and multi-loops.

(*default="2"*)

With `-d1` only unpaired bases can participate in at most one dangling end. With `-d2` this check is ignored, dangling energies will be added for the bases adjacent to a helix on both sides in any case; this is the default for mfe and partition function folding (`-p`). The option `-d0` ignores dangling ends altogether (mostly for debugging). With `-d3` mfe folding will allow coaxial stacking of adjacent helices in multi-loops. At the moment the implementation will not allow coaxial stacking of the two interior pairs in a loop of degree 3 and works only for mfe folding.

Note that with `-d1` and `-d3` only the MFE computations will be using this setting while partition function uses `-d2` setting, i.e. dangling ends will be treated differently.

**--noLP**

Produce structures without lonely pairs (helices of length 1).

(*default=off*)

For partition function folding this only disallows pairs that can only occur isolated. Other pairs may still occasionally occur as helices of length 1.

**--noGU**

Do not allow GU pairs.

(*default=off*)

**--noClosingGU**

Do not allow GU pairs at the end of helices.

(*default=off*)

**--nsp=STRING**

Allow other pairs in addition to the usual AU,GC,and GU pairs.

Its argument is a comma separated list of additionally allowed pairs. If the first character is a “-” then AB will imply that AB and BA are allowed pairs, e.g. `--nsp="-GA"` will allow GA and AG pairs. Nonstandard pairs are given 0 stacking energy.

**-e, --energyModel=INT**

Set energy model.

Rarely used option to fold sequences from the artificial ABCD... alphabet, where A pairs B, C-D etc. Use the energy parameters for GC (`-e 1`) or AU (`-e 2`) pairs.

**--helical-rise=FLOAT**

Set the helical rise of the helix in units of Angstrom.

(*default="2.8"*)

Use with caution! This value will be re-set automatically to 3.4 in case DNA parameters are loaded via `-P DNA` and no further value is provided.

**--backbone-length=FLOAT**

Set the average backbone length for looped regions in units of Angstrom.

(*default="6.0"*)

Use with caution! This value will be re-set automatically to 6.76 in case DNA parameters are loaded via `-P DNA` and no further value is provided.

## Plotting:

Command line options for changing the default behavior of structure layout and pairing probability plots

**--noPS**

Do not produce postscript drawing of the mfe structure.

(*default=off*)

## 4.4.3 REFERENCES

*If you use this program in your work you might want to cite:*

R. Lorenz, S.H. Bernhart, C. Hoener zu Siederdisen, H. Tafer, C. Flamm, P.F. Stadler and I.L. Hofacker (2011), “ViennaRNA Package 2.0”, *Algorithms for Molecular Biology*: 6:26

I.L. Hofacker, W. Fontana, P.F. Stadler, S. Bonhoeffer, M. Tacker, P. Schuster (1994), “Fast Folding and Comparison of RNA Secondary Structures”, *Monatshefte f. Chemie*: 125, pp 167-188

R. Lorenz, I.L. Hofacker, P.F. Stadler (2016), “RNA folding with hard and soft constraints”, *Algorithms for Molecular Biology* 11:1 pp 1-13

S.H.Bernhart, Ch. Flamm, P.F. Stadler, I.L. Hofacker, (2006), “Partition Function and Base Pairing Probabilities of RNA Heterodimers”, *Algorithms Mol. Biol.*

*The energy parameters are taken from:*

D.H. Mathews, M.D. Disney, D. Matthew, J.L. Childs, S.J. Schroeder, J. Susan, M. Zuker, D.H. Turner (2004), “Incorporating chemical modification constraints into a dynamic programming algorithm for prediction of RNA secondary structure”, Proc. Natl. Acad. Sci. USA: 101, pp 7287-7292

D.H. Turner, D.H. Mathews (2009), “NNDB: The nearest neighbor parameter database for predicting stability of nucleic acid secondary structure”, Nucleic Acids Research: 38, pp 280-282

#### 4.4.4 AUTHOR

Ivo L Hofacker, Peter F Stadler, Stephan Bernhart, Ronny Lorenz

#### 4.4.5 REPORTING BUGS

If in doubt our program is right, nature is at fault. Comments should be sent to [rna@tbi.univie.ac.at](mailto:rna@tbi.univie.ac.at).

### 4.5 RNAdistance

**RNAdistance** - manual page for RNAdistance 2.6.4

#### 4.5.1 Synopsis

```
RNAdistance [OPTION] . . .
```

#### 4.5.2 DESCRIPTION

RNAdistance 2.6.4

Calculate distances between RNA secondary structures

This program reads RNA secondary structures from stdin and calculates one or more measures for their dissimilarity, based on tree or string editing (alignment). In addition it calculates a “base pair distance” given by the number of base pairs present in one structure, but not the other. For structures of different length base pair distance is not recommended.

RNAdistance accepts structures in bracket format, where matching brackets symbolize base pairs and unpaired bases are represented by a dot ., or coarse grained representations where hairpins, interior loops, bulges, multiloops, stacks and external bases are represented by (H), (I), (B), (M), (S), and (E), respectively. These can be optionally weighted. Full structures can be represented in the same fashion using the identifiers (U) and (P) for unpaired and paired bases, respectively. We call this the HIT representation (you don’t want to know what this means). For example the following structure consists of 2 hairpins joined by a multiloop:

```

((..(((...)))..((..)))..      full structure (usual format);
(U)((U2)((U3)P3)(U2)((U2)P2)P2) HIT structure;
(H)(H)M      or
(((H)S)((H)S)M)S      coarse grained structure;
((((H3)S3)((H2)S2)M4)S2)E2      weighted coarse grained.

```

The program will continue to read new structures until a line consisting of the single character @ or an end of file condition is encountered. Input lines neither containing a valid structure nor starting with > are ignored.

**-h, --help**

Print help and exit

**--detailed-help**

Print help, including all details and hidden options, and exit

**-V, --version**

Print version and exit

**-D, --distance=fhwcFHWCP**

Specify the distance representation to be used in calculations.

(*default="f"*)

Use the full, HIT, weighted coarse, or coarse representation to calculate the distance. Capital letters indicate string alignment otherwise tree editing is used. Any combination of distances can be specified.

**-X, --compare=p|m|f|c**

Specify the comparison directive. (*default="p"*)

Possible arguments for this option are: **-Xp** compare the structures pairwise (p), i.e. first with 2nd, third with 4th etc. **-Xm** calculate the distance matrix between all structures. The output is formatted as a lower triangle matrix. **-Xf** compare each structure to the first one. **-Xc** compare continuously, that is i-th with (i+1)th structure.

**-S, --shapiro**

Use the Bruce Shapiro's cost matrix for comparing coarse structures.

(*default=off*)

**-B, --backtrack[=<filename>]**

Print an "alignment" with gaps of the structures, to show matching substructures. The aligned structures are written to <filename>, if specified.

(*default="none"*)

If <filename> is not specified, the output is written to stdout, unless the **-Xm** option is set in which case "backtrack.file" is used.

## 4.5.3 REFERENCES

*If you use this program in your work you might want to cite:*

R. Lorenz, S.H. Bernhart, C. Hoener zu Siederdisen, H. Tafer, C. Flamm, P.F. Stadler and I.L. Hofacker (2011), "ViennaRNA Package 2.0", Algorithms for Molecular Biology: 6:26

I.L. Hofacker, W. Fontana, P.F. Stadler, S. Bonhoeffer, M. Tacker, P. Schuster (1994), "Fast Folding and Comparison of RNA Secondary Structures", Monatshefte f. Chemie: 125, pp 167-188

R. Lorenz, I.L. Hofacker, P.F. Stadler (2016), "RNA folding with hard and soft constraints", Algorithms for Molecular Biology 11:1 pp 1-13

B.A. Shapiro (1988), "An algorithm for comparing multiple RNA secondary structures" CABIOS: 4, pp 381-393

B.A. Shapiro, K. Zhang (1990), "Comparing multiple RNA secondary structures using tree comparison", CABIOS: 6, pp 309-318

W. Fontana, D.A.M. Konings, P.F. Stadler and P. Schuster P (1993), "Statistics of RNA secondary structures", Biopolymers: 33, pp 1389-1404

*The energy parameters are taken from:*

D.H. Mathews, M.D. Disney, D. Matthew, J.L. Childs, S.J. Schroeder, J. Susan, M. Zuker, D.H. Turner (2004), "Incorporating chemical modification constraints into a dynamic programming algorithm for prediction of RNA secondary structure", Proc. Natl. Acad. Sci. USA: 101, pp 7287-7292

D.H. Turner, D.H. Mathews (2009), "NNDB: The nearest neighbor parameter database for predicting stability of nucleic acid secondary structure", Nucleic Acids Research: 38, pp 280-282

## 4.5.4 AUTHOR

Walter Fontana, Ivo L Hofacker, Peter F Stadler

## 4.5.5 REPORTING BUGS

If in doubt our program is right, nature is at fault. Comments should be sent to [rna@tbi.univie.ac.at](mailto:rna@tbi.univie.ac.at).

## 4.6 RNAdos

**RNAdos** - manual page for RNAdos 2.6.4

### 4.6.1 Synopsis

**RNAdos** [OPTIONS]

### 4.6.2 DESCRIPTION

RNAdos 2.6.4

Calculate the density of states for each energy band of an RNA

The program reads an RNA sequence and computes the density of states for each energy band.

**-h, --help**

Print help and exit

**--detailed-help**

Print help, including all details and hidden options, and exit

**--full-help**

Print help, including hidden options, and exit

**-V, --version**

Print version and exit

**-v, --verbose**

Be verbose.

*(default=off)*

#### I/O Options:

Command line options for input and output (pre-)processing

**-s, --sequence=STRING**

The RNA sequence (ACGU).

**-j, --numThreads=INT**

Set the number of threads used for calculations (only available when compiled with OpenMP support)

**Algorithms:**

Select additional algorithms which should be included in the calculations. The Minimum free energy (MFE) and a structure representative are calculated in any case.

**-e, --max-energy=INT**

Structures are only counted until this threshold is reached. Default is 0 kcal/mol.

*(default="0")*

**-b, --hashtable-bits=INT**

Set the size of the hash table for each cell in the dp-matrices.

*(default="20")*

**Energy Parameters:**

Energy parameter sets can be adapted or loaded from user-provided input files

**-T, --temp=DOUBLE**

Rescale energy parameters to a temperature of temp C. Default is 37C.

*(default="37.0")*

**-P, --paramFile=paramfile**

Read energy parameters from paramfile, instead of using the default parameter set.

Different sets of energy parameters for RNA and DNA should accompany your distribution. See the RNAlib documentation for details on the file format. The placeholder file name DNA can be used to load DNA parameters without the need to actually specify any input file.

**--salt=DOUBLE**

Set salt concentration in molar (M). Default is 1.021M.

**Model Details:**

Tweak the energy model and pairing rules additionally using the following parameters

**-d, --dangles=INT**

How to treat "dangling end" energies for bases adjacent to helices in free ends and multi-loops.

*(default="2")*

With -d1 only unpaired bases can participate in at most one dangling end. With -d2 this check is ignored, dangling energies will be added for the bases adjacent to a helix on both sides in any case; this is the default for mfe and partition function folding (-p). The option -d0 ignores dangling ends altogether (mostly for debugging). With -d3 mfe folding will allow coaxial stacking of adjacent helices in multi-loops. At the moment the implementation will not allow coaxial stacking of the two interior pairs in a loop of degree 3 and works only for mfe folding.

Note that with -d1 and -d3 only the MFE computations will be using this setting while partition function uses -d2 setting, i.e. dangling ends will be treated differently.

**--helical-rise=FLOAT**

Set the helical rise of the helix in units of Angstrom.

*(default="2.8")*

Use with caution! This value will be re-set automatically to 3.4 in case DNA parameters are loaded via -P DNA and no further value is provided.

**--backbone-length=FLOAT**

Set the average backbone length for looped regions in units of Angstrom.

(*default="6.0"*)

Use with caution! This value will be re-set automatically to 6.76 in case DNA parameters are loaded via *-P* DNA and no further value is provided.

**4.6.3 REFERENCES**

*If you use this program in your work you might want to cite:*

R. Lorenz, S.H. Bernhart, C. Hoener zu Siederdisen, H. Tafer, C. Flamm, P.F. Stadler and I.L. Hofacker (2011), "ViennaRNA Package 2.0", Algorithms for Molecular Biology: 6:26

I.L. Hofacker, W. Fontana, P.F. Stadler, S. Bonhoeffer, M. Tacker, P. Schuster (1994), "Fast Folding and Comparison of RNA Secondary Structures", Monatshefte f. Chemie: 125, pp 167-188

R. Lorenz, I.L. Hofacker, P.F. Stadler (2016), "RNA folding with hard and soft constraints", Algorithms for Molecular Biology 11:1 pp 1-13

J. Cupal, I.L. Hofacker, P.F. Stadler (1996), "Dynamic programming algorithm for the density of states of RNA secondary structures" Computer Science and Biology 96, Proc. German Conf. on Bioinformatics 1996, pp. 184-186.

*The energy parameters are taken from:*

D.H. Mathews, M.D. Disney, D. Matthew, J.L. Childs, S.J. Schroeder, J. Susan, M. Zuker, D.H. Turner (2004), "Incorporating chemical modification constraints into a dynamic programming algorithm for prediction of RNA secondary structure", Proc. Natl. Acad. Sci. USA: 101, pp 7287-7292

D.H. Turner, D.H. Mathews (2009), "NNDB: The nearest neighbor parameter database for predicting stability of nucleic acid secondary structure", Nucleic Acids Research: 38, pp 280-282

**4.6.4 AUTHOR**

Gregor Entzian, Ronny Lorenz

**4.6.5 REPORTING BUGS**

If in doubt our program is right, nature is at fault. Comments should be sent to [rna@tbi.univie.ac.at](mailto:rna@tbi.univie.ac.at).

**4.6.6 SEE ALSO**

RNAsubopt(1)

**4.7 RNAduplex**

**RNAduplex** - manual page for RNAduplex 2.6.4

## 4.7.1 Synopsis

`RNA duplex [OPTION]...`

## 4.7.2 DESCRIPTION

RNA duplex 2.6.4

Compute the structure upon hybridization of two RNA strands

reads two RNA sequences from stdin or <filename> and computes optimal and suboptimal secondary structures for their hybridization. The calculation is simplified by allowing only inter-molecular base pairs, for the general case use RNAcifold. The computed optimal and suboptimal structure are written to stdout, one structure per line. Each line consist of: The structure in dot bracket format with a & separating the two strands. The range of the structure in the two sequences in the format “from,to : from,to”; the energy of duplex structure in kcal/mol. The format is especially useful for computing the hybrid structure between a small probe sequence and a long target sequence.

**-h, --help**

Print help and exit

**--detailed-help**

Print help, including all details and hidden options, and exit

**--full-help**

Print help, including hidden options, and exit

**-V, --version**

Print version and exit

### I/O Options:

Command line options for input and output (pre-)processing

**-s, --sorted**

Sort the printed output by free energy.

*(default=off)*

**--noconv**

Do not automatically substitute nucleotide “T” with “U”.

*(default=off)*

### Algorithms:

Select additional algorithms which should be included in the calculations.

**-e, --deltaEnergy=range**

Compute suboptimal structures with energy in a certain range of the optimum (kcal/mol). Default is calculation of mfe structure only.



## Energy Parameters:

Energy parameter sets can be adapted or loaded from user-provided input files

### **-T, --temp=DOUBLE**

Rescale energy parameters to a temperature of temp C. Default is 37C.

*(default="37.0")*

### **-P, --paramFile=paramfile**

Read energy parameters from paramfile, instead of using the default parameter set.

Different sets of energy parameters for RNA and DNA should accompany your distribution. See the RNALib documentation for details on the file format. The placeholder file name DNA can be used to load DNA parameters without the need to actually specify any input file.

### **-4, --noTetra**

Do not include special tabulated stabilizing energies for tri-, tetra- and hexaloop hairpins.

*(default=off)*

Mostly for testing.

### **--salt=DOUBLE**

Set salt concentration in molar (M). Default is 1.021M.

### **--saltInit=DOUBLE**

Provide salt correction for duplex initialization (in kcal/mol).

## Model Details:

Tweak the energy model and pairing rules additionally using the following parameters

### **-d, --dangles=INT**

How to treat “dangling end” energies for bases adjacent to helices in free ends and multi-loops.

*(default="2")*

With **-d1** only unpaired bases can participate in at most one dangling end. With **-d2** this check is ignored, dangling energies will be added for the bases adjacent to a helix on both sides in any case; this is the default for mfe and partition function folding (**-p**). The option **-d0** ignores dangling ends altogether (mostly for debugging). With **-d3** mfe folding will allow coaxial stacking of adjacent helices in multi-loops. At the moment the implementation will not allow coaxial stacking of the two interior pairs in a loop of degree 3 and works only for mfe folding.

Note that with **-d1** and **-d3** only the MFE computations will be using this setting while partition function uses **-d2** setting, i.e. dangling ends will be treated differently.

### **--noLP**

Produce structures without lonely pairs (helices of length 1).

*(default=off)*

For partition function folding this only disallows pairs that can only occur isolated. Other pairs may still occasionally occur as helices of length 1.

### **--noGU**

Do not allow GU pairs.

*(default=off)*

### **--noClosingGU**

Do not allow GU pairs at the end of helices.

*(default=off)*

**--nsp=STRING**

Allow other pairs in addition to the usual AU,GC,and GU pairs.

Its argument is a comma separated list of additionally allowed pairs. If the first character is a "-" then AB will imply that AB and BA are allowed pairs, e.g. --nsp="-GA" will allow GA and AG pairs. Nonstandard pairs are given 0 stacking energy.

**--helical-rise=FLOAT**

Set the helical rise of the helix in units of Angstrom.

(*default="2.8"*)

Use with caution! This value will be re-set automatically to 3.4 in case DNA parameters are loaded via *-P* DNA and no further value is provided.

**--backbone-length=FLOAT**

Set the average backbone length for looped regions in units of Angstrom.

(*default="6.0"*)

Use with caution! This value will be re-set automatically to 6.76 in case DNA parameters are loaded via *-P* DNA and no further value is provided.

### 4.7.3 REFERENCES

*If you use this program in your work you might want to cite:*

R. Lorenz, S.H. Bernhart, C. Hoener zu Siederdisen, H. Tafer, C. Flamm, P.F. Stadler and I.L. Hofacker (2011), "ViennaRNA Package 2.0", Algorithms for Molecular Biology: 6:26

I.L. Hofacker, W. Fontana, P.F. Stadler, S. Bonhoeffer, M. Tacker, P. Schuster (1994), "Fast Folding and Comparison of RNA Secondary Structures", Monatshefte f. Chemie: 125, pp 167-188

R. Lorenz, I.L. Hofacker, P.F. Stadler (2016), "RNA folding with hard and soft constraints", Algorithms for Molecular Biology 11:1 pp 1-13

*The energy parameters are taken from:*

D.H. Mathews, M.D. Disney, D. Matthew, J.L. Childs, S.J. Schroeder, J. Susan, M. Zuker, D.H. Turner (2004), "Incorporating chemical modification constraints into a dynamic programming algorithm for prediction of RNA secondary structure", Proc. Natl. Acad. Sci. USA: 101, pp 7287-7292

D.H. Turner, D.H. Mathews (2009), "NNDB: The nearest neighbor parameter database for predicting stability of nucleic acid secondary structure", Nucleic Acids Research: 38, pp 280-282

### 4.7.4 AUTHOR

Ivo L Hofacker, Ronny Lorenz

### 4.7.5 REPORTING BUGS

If in doubt our program is right, nature is at fault. Comments should be sent to [rna@tbi.univie.ac.at](mailto:rna@tbi.univie.ac.at).

## 4.7.6 SEE ALSO

RNAcofold(l) RNAfold(l)

## 4.8 RNAeval

**RNAeval** - manual page for RNAeval 2.6.4

### 4.8.1 Synopsis

```
RNAeval [OPTIONS] [<input0>] [<input1>]...
```

### 4.8.2 DESCRIPTION

RNAeval 2.6.4

Determine the free energy of a (consensus) secondary structure for (an alignment of) RNA sequence(s)

Evaluates the free energy of a particular (consensus) secondary structure for an (an alignment of) RNA molecule(s). The energy unit is kcal/mol and contains a covariance pseudo-energy term for multiple sequence alignments (*--msa* option) and corresponding consensus structures. The program will continue to read new sequences and structures until a line consisting of the single character @ or an end of file condition is encountered. If the input sequence or structure contains the separator character & the program calculates the energy of the co-folding of two RNA strands, where the & marks the boundary between the two strands.

**-h, --help**

Print help and exit

**--detailed-help**

Print help, including all details and hidden options, and exit

**--full-help**

Print help, including hidden options, and exit

**-V, --version**

Print version and exit

**-v, --verbose**

Print out energy contribution of each loop in the structure.

*(default=off)*

#### I/O Options:

Command line options for input and output (pre-)processing

**-i, --infile=filename**

Read a file instead of reading from stdin.

The default behavior of RNAeval is to read input from stdin or the file(s) that follow(s) the RNAeval command. Using this parameter the user can specify input file names where data is read from. Note, that any additional files supplied to RNAeval are still processed as well.

**-a, --msa**

Input is multiple sequence alignment in Stockholm 1.0 format.

*(default=off)*

Using this flag indicates that the input is a multiple sequence alignment (MSA) instead of (a) single sequence(s). Note, that only STOCKHOLM format allows one to specify a consensus structure. Therefore, this is the only supported MSA format for now!

**--mis**

Output “most informative sequence” instead of simple consensus: For each column of the alignment output the set of nucleotides with frequency greater than average in IUPAC notation.

*(default=off)*

**-j, --jobs[=number]**

Split batch input into jobs and start processing in parallel using multiple threads. A value of 0 indicates to use as many parallel threads as computation cores are available.

*(default="0")*

Default processing of input data is performed in a serial fashion, i.e. one sequence at a time. Using this switch, a user can instead start the computation for many sequences in the input in parallel. RNAeval will create as many parallel computation slots as specified and assigns input sequences of the input file(s) to the available slots. Note, that this increases memory consumption since input alignments have to be kept in memory until an empty compute slot is available and each running job requires its own dynamic programming matrices.

**--unordered**

Do not try to keep output in order with input while parallel processing is in place.

*(default=off)*

When parallel input processing (*--jobs* flag) is enabled, the order in which input is processed depends on the host machines job scheduler. Therefore, any output to stdout or files generated by this program will most likely not follow the order of the corresponding input data set. The default of RNAeval is to use a specialized data structure to still keep the results output in order with the input data. However, this comes with a trade-off in terms of memory consumption, since all output must be kept in memory for as long as no chunks of consecutive, ordered output are available. By setting this flag, RNAeval will not buffer individual results but print them as soon as they have been computed.

**--noconv**

Do not automatically substitute nucleotide “T” with “U”.

*(default=off)*

**--auto-id**

Automatically generate an ID for each sequence. *(default=off)*

The default mode of RNAeval is to automatically determine an ID from the input sequence data if the input file format allows to do that. Sequence IDs are usually given in the FASTA header of input sequences. If this flag is active, RNAeval ignores any IDs retrieved from the input and automatically generates an ID for each sequence. This ID consists of a prefix and an increasing number. This flag can also be used to add a FASTA header to the output even if the input has none.

**--id-prefix=STRING**

Prefix for automatically generated IDs (as used in output file names).

*(default="sequence")*

If this parameter is set, each sequence will be prefixed with the provided string. Note: Setting this parameter implies *--auto-id*.

**--id-delim=CHAR**

Change the delimiter between prefix and increasing number for automatically generated IDs (as used in output file names).

(*default*=" \_ ")

This parameter can be used to change the default delimiter \_ between the prefix string and the increasing number for automatically generated ID.

**--id-digits=INT**

Specify the number of digits of the counter in automatically generated alignment IDs.

(*default*="4")

When alignments IDs are automatically generated, they receive an increasing number, starting with 1. This number will always be left-padded by leading zeros, such that the number takes up a certain width. Using this parameter, the width can be specified to the users need. We allow numbers in the range [1:18]. This option implies *--auto-id*.

**--id-start=LONG**

Specify the first number in automatically generated IDs.

(*default*="1")

When sequence IDs are automatically generated, they receive an increasing number, usually starting with 1. Using this parameter, the first number can be specified to the users requirements. Note: negative numbers are not allowed. Note: Setting this parameter implies to ignore any IDs retrieved from the input data, i.e. it activates the *--auto-id* flag.

**Algorithms:**

Select additional algorithmic details which should be included in the calculations.

**-c, --circ**

Assume a circular (instead of linear) RNA molecule.

(*default*=off)

**-g, --gquad**

Incorporate G-Quadruplex formation into the structure prediction algorithm.

(*default*=off)

**Structure Constraints:**

Command line options to interact with the structure constraints feature of this program

**--shape=filename**

Use SHAPE reactivity data to guide structure predictions.

**--shapeMethod=method**

Select SHAPE reactivity data incorporation strategy.

(*default*="D")

The following methods can be used to convert SHAPE reactivities into pseudo energy contributions.

D: Convert by using the linear equation according to Deigan et al 2009.

Derived pseudo energy terms will be applied for every nucleotide involved in a stacked pair. This method is recognized by a capital D in the provided parameter, i.e.: *--shapeMethod="D"* is the default setting. The slope *m* and the intercept *b* can be set to a non-default value if necessary, otherwise *m*=1.8 and *b*=-0.6. To alter these parameters, e.g. *m*=1.9 and *b*=-0.7, use a parameter string

like this: `--shapeMethod="Dm1.9b-0.7"`. You may also provide only one of the two parameters like: `--shapeMethod="Dm1.9"` or `--shapeMethod="Db-0.7"`.

**Z:** Convert SHAPE reactivities to pseudo energies according to Zarringhalam

et al 2012. SHAPE reactivities will be converted to pairing probabilities by using linear mapping. Aberration from the observed pairing probabilities will be penalized during the folding recursion. The magnitude of the penalties can be affected by adjusting the factor beta (e.g. `--shapeMethod="Zb0.8"`).

**W:** Apply a given vector of perturbation energies to unpaired nucleotides

according to Washietl et al 2012. Perturbation vectors can be calculated by using RNApvmin.

**--shapeConversion=method**

Select method for SHAPE reactivity conversion.

*(default="O")*

This parameter is useful when dealing with the SHAPE incorporation according to Zarringhalam et al. The following methods can be used to convert SHAPE reactivities into the probability for a certain nucleotide to be unpaired.

**M:** Use linear mapping according to Zarringhalam et al. **C:** Use a cutoff-approach to divide into paired and unpaired nucleotides (e.g. "C0.25") **S:** Skip the normalizing step since the input data already represents probabilities for being unpaired rather than raw reactivity values **L:** Use a linear model to convert the reactivity into a probability for being unpaired (e.g. "Ls0.68i0.2" to use a slope of 0.68 and an intercept of 0.2) **O:** Use a linear model to convert the log of the reactivity into a probability for being unpaired (e.g. "Os1.6i-2.29" to use a slope of 1.6 and an intercept of -2.29)

## Energy Parameters:

Energy parameter sets can be adapted or loaded from user-provided input files

**-T, --temp=DOUBLE**

Rescale energy parameters to a temperature of temp C. Default is 37C.

*(default="37.0")*

**-P, --paramFile=paramfile**

Read energy parameters from paramfile, instead of using the default parameter set.

Different sets of energy parameters for RNA and DNA should accompany your distribution. See the RNAlib documentation for details on the file format. The placeholder file name DNA can be used to load DNA parameters without the need to actually specify any input file.

**-4, --noTetra**

Do not include special tabulated stabilizing energies for tri-, tetra- and hexaloop hairpins.

*(default=off)*

Mostly for testing.

**--salt=DOUBLE**

Set salt concentration in molar (M). Default is 1.021M.

**Model Details:**

Tweak the energy model and pairing rules additionally using the following parameters

**-d, --dangles=INT**

How to treat “dangling end” energies for bases adjacent to helices in free ends and multi-loops.

*(default=“2”)*

With -d1 only unpaired bases can participate in at most one dangling end. With -d2 this check is ignored, dangling energies will be added for the bases adjacent to a helix on both sides in any case; this is the default for mfe and partition function folding. The option -d0 ignores dangling ends altogether (mostly for debugging). With -d3 mfe folding will allow coaxial stacking of adjacent helices in multi-loops. At the moment the implementation will not allow coaxial stacking of the two interior pairs in a loop of degree 3.

**--nsp=STRING**

Allow other pairs in addition to the usual AU,GC,and GU pairs.

Its argument is a comma separated list of additionally allowed pairs. If the first character is a “-” then AB will imply that AB and BA are allowed pairs, e.g. --nsp=“-GA” will allow GA and AG pairs. Nonstandard pairs are given 0 stacking energy.

**-e, --energyModel=INT**

Set energy model.

Rarely used option to fold sequences from the artificial ABCD... alphabet, where A pairs B, C-D etc. Use the energy parameters for GC (-e 1) or AU (-e 2) pairs.

**--logML**

Recalculate energies of structures using a logarithmic energy function for multi-loops before output.

*(default=off)*

This option does not effect structure generation, only the energies that are printed out. Since logML lowers energies somewhat, some structures may be missing.

**--cfactor=DOUBLE**

Set the weight of the covariance term in the energy function

*(default=“1.0”)*

**--nfactor=DOUBLE**

Set the penalty for non-compatible sequences in the covariance term of the energy function

*(default=“1.0”)*

**-R, --ribosum\_file=ribosumfile**

use specified Ribosum Matrix instead of normal

energy model.

Matrixes to use should be 6x6 matrices, the order of the terms is AU, CG, GC, GU, UA, UG.

**-r, --ribosum\_scoring**

use ribosum scoring matrix. *(default=off)*

The matrix is chosen according to the minimal and maximal pairwise identities of the sequences in the file.

**--old**

use old energy evaluation, treating gaps as characters.

*(default=off)*

**--helical-rise=FLOAT**

Set the helical rise of the helix in units of Angstrom.

(*default="2.8"*)

Use with caution! This value will be re-set automatically to 3.4 in case DNA parameters are loaded via *-P* DNA and no further value is provided.

**--backbone-length=FLOAT**

Set the average backbone length for looped regions in units of Angstrom.

(*default="6.0"*)

Use with caution! This value will be re-set automatically to 6.76 in case DNA parameters are loaded via *-P* DNA and no further value is provided.

## 4.8.3 REFERENCES

*If you use this program in your work you might want to cite:*

R. Lorenz, S.H. Bernhart, C. Hoener zu Siederdisen, H. Tafer, C. Flamm, P.F. Stadler and I.L. Hofacker (2011), "ViennaRNA Package 2.0", Algorithms for Molecular Biology: 6:26

I.L. Hofacker, W. Fontana, P.F. Stadler, S. Bonhoeffer, M. Tacker, P. Schuster (1994), "Fast Folding and Comparison of RNA Secondary Structures", Monatshefte f. Chemie: 125, pp 167-188

R. Lorenz, I.L. Hofacker, P.F. Stadler (2016), "RNA folding with hard and soft constraints", Algorithms for Molecular Biology 11:1 pp 1-13

*The energy parameters are taken from:*

D.H. Mathews, M.D. Disney, D. Matthew, J.L. Childs, S.J. Schroeder, J. Susan, M. Zuker, D.H. Turner (2004), "Incorporating chemical modification constraints into a dynamic programming algorithm for prediction of RNA secondary structure", Proc. Natl. Acad. Sci. USA: 101, pp 7287-7292

D.H. Turner, D.H. Mathews (2009), "NNDB: The nearest neighbor parameter database for predicting stability of nucleic acid secondary structure", Nucleic Acids Research: 38, pp 280-282

## 4.8.4 AUTHOR

Ivo L Hofacker, Peter F Stadler, Ronny Lorenz

## 4.8.5 REPORTING BUGS

If in doubt our program is right, nature is at fault. Comments should be sent to [rna@tbi.univie.ac.at](mailto:rna@tbi.univie.ac.at).

## 4.9 RNAfold

**RNAfold** - manual page for RNAfold 2.6.4



## 4.9.1 Synopsis

```
RNAfold [OPTIONS] [<input0.fa>] [<input1.fa>] ...
```

## 4.9.2 DESCRIPTION

RNAfold 2.6.4

Calculate minimum free energy secondary structures and partition function of RNAs

The program reads RNA sequences, calculates their minimum free energy (mfe) structure and prints the mfe structure in bracket notation and its free energy. If not specified differently using commandline arguments, input is accepted from stdin or read from an input file, and output printed to stdout. If the `-p` option was given it also computes the partition function (pf) and base pairing probability matrix, and prints the free energy of the thermodynamic ensemble, the frequency of the mfe structure in the ensemble, and the ensemble diversity to stdout.

It also produces PostScript files with plots of the resulting secondary structure graph and a “dot plot” of the base pairing matrix. The dot plot shows a matrix of squares with area proportional to the pairing probability in the upper right half, and one square for each pair in the minimum free energy structure in the lower left half. For each pair  $i$ - $j$  with probability  $p > 10E-6$  there is a line of the form

```
i j sqrt(p) ubox
```

in the PostScript file, so that the pair probabilities can be easily extracted.

Sequences may be provided in a simple text format where each sequence occupies a single line. Output files are named “rna.ps” and “dot.ps”. Existing files of the same name will be overwritten.

It is also possible to provide sequence data in FASTA format. In this case, the first word of the FASTA header will be used as prefix for output file names. PostScript files “prefix\_ss.ps” and “prefix\_dp.ps” are produced for the structure and dot plot, respectively. Note, however, that once FASTA input was provided all following sequences must be in FASTA format too.

To avoid problems with certain operating systems and/or file systems the prefix will ALWAYS be sanitized! This step substitutes any special character in the prefix by a filename delimiter. See the `--filename-delim` option to change the delimiting character according to your requirements.

The program will continue to read new sequences until a line consisting of the single character @ or an end of file (EOF) condition is encountered.

**-h, --help**

Print help and exit

**--detailed-help**

Print help, including all details and hidden options, and exit

**--full-help**

Print help, including hidden options, and exit

**-V, --version**

Print version and exit

**-v, --verbose**

Be verbose.

(*default=off*)

## I/O Options:

Command line options for input and output (pre-)processing

### **-i, --infile=filename**

Read a file instead of reading from stdin.

The default behavior of RNAfold is to read input from stdin or the file(s) that follow(s) the RNAfold command. Using this parameter the user can specify input file names where data is read from. Note, that any additional files supplied to RNAfold are still processed as well.

### **-o, --outfile[=filename]**

Print output to file instead of stdout.

This option may be used to write all output to output files rather than printing to stdout. The default filename is “RNAfold\_output.fold” if no FASTA header precedes the input sequences and the *--auto-id* feature is inactive. Otherwise, output files with the scheme “prefix.fold” are generated, where the “prefix” is taken from the sequence id, e.g. the FASTA header. The user may specify a single output file name for all data generated from the input by supplying a filename as argument following immediately after this parameter. In case a file with the same filename already exists, any output of the program will be appended to it. Note: Any special characters in the filename will be replaced by the filename delimiter, hence there is no way to pass an entire directory path through this option (yet). (See also the “-filename-delim” parameter)

### **-j, --jobs[=number]**

Split batch input into jobs and start processing in parallel using multiple threads. A value of 0 indicates to use as many parallel threads as computation cores are available.

*(default="0")*

Default processing of input data is performed in a serial fashion, i.e. one sequence at a time. Using this switch, a user can instead start the computation for many sequences in the input in parallel. RNAfold will create as many parallel computation slots as specified and assigns input sequences of the input file(s) to the available slots. Note, that this increases memory consumption since input alignments have to be kept in memory until an empty compute slot is available and each running job requires its own dynamic programming matrices.

### **--unordered**

Do not try to keep output in order with input while parallel processing is in place.

*(default=off)*

When parallel input processing (*--jobs* flag) is enabled, the order in which input is processed depends on the host machines job scheduler. Therefore, any output to stdout or files generated by this program will most likely not follow the order of the corresponding input data set. The default of RNAfold is to use a specialized data structure to still keep the results output in order with the input data. However, this comes with a trade-off in terms of memory consumption, since all output must be kept in memory for as long as no chunks of consecutive, ordered output are available. By setting this flag, RNAfold will not buffer individual results but print them as soon as they have been computed.

### **--noconv**

Do not automatically substitute nucleotide “T” with “U”.

*(default=off)*

### **--auto-id**

Automatically generate an ID for each sequence. *(default=off)*

The default mode of RNAfold is to automatically determine an ID from the input sequence data if the input file format allows to do that. Sequence IDs are usually given in the FASTA header of input sequences. If this flag is active, RNAfold ignores any IDs retrieved from the input and automatically generates an ID for each sequence. This ID consists of a prefix and an increasing number. This flag can also be used to add a FASTA header to the output even if the input has none.

**--id-prefix=STRING**

Prefix for automatically generated IDs (as used in output file names).

(*default="sequence"*)

If this parameter is set, each sequence will be prefixed with the provided string. Hence, the output files will obey the following naming scheme: “prefix\_xxxx\_ss.ps” (secondary structure plot), “prefix\_xxxx\_dp.ps” (dot-plot), “prefix\_xxxx\_dp2.ps” (stack probabilities), etc. where xxxx is the sequence number. Note: Setting this parameter implies *--auto-id*.

**--id-delim=CHAR**

Change the delimiter between prefix and increasing number for automatically generated IDs (as used in output file names).

(*default="\_"*)

This parameter can be used to change the default delimiter “\_” between the prefix string and the increasing number for automatically generated ID.

**--id-digits=INT**

Specify the number of digits of the counter in automatically generated alignment IDs.

(*default="4"*)

When alignments IDs are automatically generated, they receive an increasing number, starting with 1. This number will always be left-padded by leading zeros, such that the number takes up a certain width. Using this parameter, the width can be specified to the users need. We allow numbers in the range [1:18]. This option implies *--auto-id*.

**--id-start=LONG**

Specify the first number in automatically generated IDs.

(*default="1"*)

When sequence IDs are automatically generated, they receive an increasing number, usually starting with 1. Using this parameter, the first number can be specified to the users requirements. Note: negative numbers are not allowed. Note: Setting this parameter implies to ignore any IDs retrieved from the input data, i.e. it activates the *--auto-id* flag.

**--filename-delim=CHAR**

Change the delimiting character used in sanitized filenames.

(*default="ID-delimiter"*)

This parameter can be used to change the delimiting character used while sanitizing filenames, i.e. replacing invalid characters. Note, that the default delimiter ALWAYS is the first character of the “ID delimiter” as supplied through the *--id-delim* option. If the delimiter is a whitespace character or empty, invalid characters will be simply removed rather than substituted. Currently, we regard the following characters as illegal for use in filenames: backslash \, slash /, question mark ?, percent sign %, asterisk \*, colon :, pipe symbol |, double quote ", triangular brackets < and >.

**--filename-full**

Use full FASTA header to create filenames. (*default=off*)

This parameter can be used to deactivate the default behavior of limiting output filenames to the first word of the sequence ID. Consider the following example: An input with FASTA header >NM\_0001 Homo Sapiens some gene usually produces output files with the prefix “NM\_0001” without the additional data available in the FASTA header, e.g. “NM\_0001\_ss.ps” for secondary structure plots. With this flag set, no truncation of the output filenames is done, i.e. output filenames receive the full FASTA header data as prefixes. Note, however, that invalid characters (such as whitespace) will be substituted by a delimiting character or simply removed, (see also the parameter option *--filename-delim*).

**Algorithms:**

Select additional algorithms which should be included in the calculations. The Minimum free energy (MFE) and a structure representative are calculated in any case.

**-p, --partfunc [=INT]**

Calculate the partition function and base pairing probability matrix.

(*default="1"*)

In addition to the MFE structure we print a coarse representation of the pair probabilities in form of a pseudo bracket notation followed by the ensemble free energy. This notation makes use of the letters ., ,, |, {, }, C, and ) denoting bases that are essentially unpaired, weakly paired, strongly paired without preference, weakly upstream (downstream) paired, or strongly up- (down-)stream paired bases, respectively. On the next line the centroid structure as derived from the pair probabilities together with its free energy and distance to the ensemble is shown. Finally it prints the frequency of the mfe structure, and the structural diversity (mean distance between the structures in the ensemble). See the description of `vrna_pf()` and `mean_bp_dist()` and `vrna_centroid()` in the RNAlib documentation for details. Note that unless you also specify `-d2` or `-d0`, the partition function and mfe calculations will use a slightly different energy model. See the discussion of dangling end options below.

An additionally passed value to this option changes the behavior of partition function calculation: `-p0` Calculate the partition function but not the pair probabilities, saving about 50% in runtime. This prints the ensemble free energy  $dG = -kT \ln(Z)$ . `-p2` Compute stack probabilities, i.e. the probability that a pair  $(i, j)$  and the immediately interior pair  $(i+1, j-1)$  are formed simultaneously in addition to pair probabilities. A second postscript dot plot named "name\_dp2.ps", or "dot2.ps" (if the sequence does not have a name), is produced that contains pair probabilities in the upper right half and stack probabilities in the lower left.

**--betaScale=DOUBLE**

Set the scaling of the Boltzmann factors. (*default="1."*)

The argument provided with this option is used to scale the thermodynamic temperature in the Boltzmann factors independently from the temperature of the individual loop energy contributions. The Boltzmann factors then become  $\exp(-dG/(kT*\text{betaScale}))$  where  $k$  is the Boltzmann constant,  $dG$  the free energy contribution of the state and  $T$  the absolute temperature.

**-S, --pfScale=DOUBLE**

In the calculation of the pf use `scale*mfe` as an estimate for the ensemble free energy (used to avoid overflows).

(*default="1.07"*)

The default is 1.07, useful values are 1.0 to 1.2. Occasionally needed for long sequences.

**--MEA [=gamma]**

Compute MEA (maximum expected accuracy) structure.

(*default="1."*)

The expected accuracy is computed from the pair probabilities: each base pair  $(i, j)$  receives a score  $2*\text{gamma}*p_{ij}$  and the score of an unpaired base is given by the probability of not forming a pair. The parameter `gamma` tunes the importance of correctly predicted pairs versus unpaired bases. Thus, for small values of `gamma` the MEA structure will contain only pairs with very high probability. Using `--MEA` implies `-p` for computing the pair probabilities.

**-c, --circ**

Assume a circular (instead of linear) RNA molecule.

(*default=off*)

**--ImFeelingLucky**

Return exactly one stochastically backtracked structure.

(*default=off*)

This function computes the partition function and returns exactly one secondary structure stochastically sampled from the Boltzmann equilibrium according to its probability in the ensemble

**--bppmThreshold=cutoff**

Set the threshold/cutoff for base pair probabilities included in the postscript output.

(*default="1e-5"*)

By setting the threshold the base pair probabilities that are included in the output can be varied. By default only those exceeding  $1e-5$  in probability will be shown as squares in the dot plot. Changing the threshold to any other value allows for increase or decrease of data.

**-g, --gquad**

Incorporate G-Quadruplex formation into the structure prediction algorithm.

(*default=off*)

### Structure Constraints:

Command line options to interact with the structure constraints feature of this program

**--maxBPspan=INT**

Set the maximum base pair span.

(*default="-1"*)

**-C, --constraint[=filename]**

Calculate structures subject to constraints. (*default=""*)

The program reads first the sequence, then a string containing constraints on the structure encoded with the symbols:

- . (no constraint for this base)
- | (the corresponding base has to be paired)
- x (the base is unpaired)
- < (base i is paired with a base j>i)
- > (base i is paired with a base j<i)
- and matching brackets ( ) (base i pairs base j)

With the exception of |, constraints will disallow all pairs conflicting with the constraint. This is usually sufficient to enforce the constraint, but occasionally a base may stay unpaired in spite of constraints. PF folding ignores constraints of type |.

**--batch**

Use constraints for multiple sequences. (*default=off*)

Usually, constraints provided from input file only apply to a single input sequence. Therefore, RNAfold will stop its computation and quit after the first input sequence was processed. Using this switch, RNAfold processes multiple input sequences and applies the same provided constraints to each of them.

**--canonicalBPOnly**

Remove non-canonical base pairs from the structure constraint.

(*default=off*)

**--enforceConstraint**

Enforce base pairs given by round brackets ( ) in structure constraint.

(*default=off*)

**--shape=filename**

Use SHAPE reactivity data to guide structure predictions.

**--shapeMethod=method**

Select SHAPE reactivity data incorporation strategy.

(*default="D"*)

The following methods can be used to convert SHAPE reactivities into pseudo energy contributions.

D: Convert by using the linear equation according to Deigan et al 2009.

Derived pseudo energy terms will be applied for every nucleotide involved in a stacked pair. This method is recognized by a capital D in the provided parameter, i.e.: `--shapeMethod="D"` is the default setting. The slope *m* and the intercept *b* can be set to a non-default value if necessary, otherwise *m*=1.8 and *b*=-0.6. To alter these parameters, e.g. *m*=1.9 and *b*=-0.7, use a parameter string like this: `--shapeMethod="Dm1.9b-0.7"`. You may also provide only one of the two parameters like: `--shapeMethod="Dm1.9"` or `--shapeMethod="Db-0.7"`.

Z: Convert SHAPE reactivities to pseudo energies according to Zarrinhalam

et al 2012. SHAPE reactivities will be converted to pairing probabilities by using linear mapping. Aberration from the observed pairing probabilities will be penalized during the folding recursion. The magnitude of the penalties can be affected by adjusting the factor *beta* (e.g. `--shapeMethod="Zb0.8"`).

W: Apply a given vector of perturbation energies to unpaired nucleotides

according to Washietl et al 2012. Perturbation vectors can be calculated by using RNApvmin.

**--shapeConversion=method**

Select method for SHAPE reactivity conversion.

(*default="O"*)

This parameter is useful when dealing with the SHAPE incorporation according to Zarrinhalam et al. The following methods can be used to convert SHAPE reactivities into the probability for a certain nucleotide to be unpaired.

M: Use linear mapping according to Zarrinhalam et al. C: Use a cutoff-approach to divide into paired and unpaired nucleotides (e.g. "C0.25") S: Skip the normalizing step since the input data already represents probabilities for being unpaired rather than raw reactivity values L: Use a linear model to convert the reactivity into a probability for being unpaired (e.g. "Ls0.68i0.2" to use a slope of 0.68 and an intercept of 0.2) O: Use a linear model to convert the log of the reactivity into a probability for being unpaired (e.g. "Os1.6i-2.29" to use a slope of 1.6 and an intercept of -2.29)

**--motif=SEQUENCE, STRUCTURE, ENERGY**

Specify stabilizing energy of a ligand binding

to a particular sequence/structure motif.

Some ligands binding to RNAs require and/or induce particular sequence and structure motifs. For instance they bind to an interior loop, or small hairpin loop. If for such cases a binding free energy is known, the binding and therefore stabilizing effect of the ligand can be included in the folding recursions. Interior loop motifs are specified as concatenations of 5` and 3` motif, separated by an & character.

Energy contributions must be specified in kcal/mol.

See the manpage for an example usage of this option.

**--commands=filename**

Read additional commands from file

Commands include hard and soft constraints, but also structure motifs in hairpin and interior loops that need to be treated differently. Furthermore, commands can be set for unstructured and structured domains.

## Energy Parameters:

Energy parameter sets can be adapted or loaded from user-provided input files

**-T, --temp=DOUBLE**

Rescale energy parameters to a temperature of temp C. Default is 37C.

*(default="37.0")*

**-P, --paramFile=paramfile**

Read energy parameters from paramfile, instead of using the default parameter set.

Different sets of energy parameters for RNA and DNA should accompany your distribution. See the RNAlib documentation for details on the file format. The placeholder file name DNA can be used to load DNA parameters without the need to actually specify any input file.

**-4, --noTetra**

Do not include special tabulated stabilizing energies for tri-, tetra- and hexaloop hairpins.

*(default=off)*

Mostly for testing.

**--salt=DOUBLE**

Set salt concentration in molar (M). Default is 1.021M.

**-m, --modifications[=STRING]**

Allow for modified bases within the RNA sequence string.

*(default="7I6P9D")*

Treat modified bases within the RNA sequence differently, i.e. use corresponding energy corrections and/or pairing partner rules if available. For that, the modified bases in the input sequence must be marked by their corresponding one-letter code. If no additional arguments are supplied, all available corrections are performed. Otherwise, the user may limit the modifications to a particular subset of modifications, resp. one-letter codes, e.g. `-mP6` will only correct for pseudouridine and m6A bases.

Currently supported one-letter codes and energy corrections are:

7: 7-deaza-adenosine (7DA)

I: Inosine

6: N6-methyladenosine (m6A)

P: Pseudouridine

9: Purine (a.k.a. nebularine)

D: Dihydrouridine

**--mod-file=STRING**

Use additional modified base data from JSON file.

## Model Details:

Tweak the energy model and pairing rules additionally using the following parameters

**-d, --dangles=INT**

How to treat “dangling end” energies for bases adjacent to helices in free ends and multi-loops.

*(default="2")*

With `-d1` only unpaired bases can participate in at most one dangling end. With `-d2` this check is ignored, dangling energies will be added for the bases adjacent to a helix on both sides in any case; this is the default for mfe and partition function folding (`-p`). The option `-d0` ignores dangling ends altogether (mostly for debugging). With `-d3` mfe folding will allow coaxial stacking of adjacent helices in multi-loops. At the

moment the implementation will not allow coaxial stacking of the two interior pairs in a loop of degree 3 and works only for mfe folding.

Note that with `-d1` and `-d3` only the MFE computations will be using this setting while partition function uses `-d2` setting, i.e. dangling ends will be treated differently.

**--noLP**

Produce structures without lonely pairs (helices of length 1).

*(default=off)*

For partition function folding this only disallows pairs that can only occur isolated. Other pairs may still occasionally occur as helices of length 1.

**--noGU**

Do not allow GU pairs.

*(default=off)*

**--noClosingGU**

Do not allow GU pairs at the end of helices.

*(default=off)*

**--nsp=STRING**

Allow other pairs in addition to the usual AU,GC,and GU pairs.

Its argument is a comma separated list of additionally allowed pairs. If the first character is a "-" then AB will imply that AB and BA are allowed pairs, e.g. `--nsp="-GA"` will allow GA and AG pairs. Nonstandard pairs are given 0 stacking energy.

**-e, --energyModel=INT**

Set energy model.

Rarely used option to fold sequences from the artificial ABCD... alphabet, where A pairs B, C-D etc. Use the energy parameters for GC (`-e 1`) or AU (`-e 2`) pairs.

**--helical-rise=FLOAT**

Set the helical rise of the helix in units of Angstrom.

*(default="2.8")*

Use with caution! This value will be re-set automatically to 3.4 in case DNA parameters are loaded via `-P DNA` and no further value is provided.

**--backbone-length=FLOAT**

Set the average backbone length for looped regions in units of Angstrom.

*(default="6.0")*

Use with caution! This value will be re-set automatically to 6.76 in case DNA parameters are loaded via `-P DNA` and no further value is provided.

**Plotting:**

Command line options for changing the default behavior of structure layout and pairing probability plots

**--noPS**

Do not produce postscript drawing of the mfe structure.

*(default=off)*



**--noDP**

Do not produce dot-plot postscript file containing base pair or stack probabilities.

(*default=off*)

In combination with the *-p* option, this flag turns-off creation of individual dot-plot files. Consequently, computed base pair probability output is omitted but centroid and MEA structure prediction is still performed.

**-t, --layout-type=INT**

Choose the layout algorithm. (*default="1"*)

Select the layout algorithm that computes the nucleotide coordinates. Currently, the following algorithms are available:

0: simple radial layout

1: Naview layout (Brucoleri et al. 1988)

2: circular layout

3: RNAturtle (Wiegrefe et al. 2018)

4: RNApuzzler (Wiegrefe et al. 2018)

**4.9.3 REFERENCES**

*If you use this program in your work you might want to cite:*

R. Lorenz, S.H. Bernhart, C. Hoener zu Siederdisen, H. Tafer, C. Flamm, P.F. Stadler and I.L. Hofacker (2011), "ViennaRNA Package 2.0", Algorithms for Molecular Biology: 6:26

I.L. Hofacker, W. Fontana, P.F. Stadler, S. Bonhoeffer, M. Tacker, P. Schuster (1994), "Fast Folding and Comparison of RNA Secondary Structures", Monatshefte f. Chemie: 125, pp 167-188

R. Lorenz, I.L. Hofacker, P.F. Stadler (2016), "RNA folding with hard and soft constraints", Algorithms for Molecular Biology 11:1 pp 1-13

M. Zuker, P. Stiegler (1981), "Optimal computer folding of large RNA sequences using thermodynamic and auxiliary information", Nucl Acid Res: 9, pp 133-148

J.S. McCaskill (1990), "The equilibrium partition function and base pair binding probabilities for RNA secondary structures", Biopolymers: 29, pp 1105-1119

I.L. Hofacker & P.F. Stadler (2006), "Memory Efficient Folding Algorithms for Circular RNA Secondary Structures", Bioinformatics

A.F. Bompfuenewerer, R. Backofen, S.H. Bernhart, J. Hertel, I.L. Hofacker, P.F. Stadler, S. Will (2007), "Variations on {RNA} Folding and Alignment: Lessons from Benasque", J. Math. Biol.

D. Adams (1979), "The hitchhiker's guide to the galaxy", Pan Books, London

The calculation of mfe structures is based on dynamic programming algorithm originally developed by M. Zuker and P. Stiegler. The partition function algorithm is based on work by J.S. McCaskill.

*The energy parameters are taken from:*

D.H. Mathews, M.D. Disney, D. Matthew, J.L. Childs, S.J. Schroeder, J. Susan, M. Zuker, D.H. Turner (2004), "Incorporating chemical modification constraints into a dynamic programming algorithm for prediction of RNA secondary structure", Proc. Natl. Acad. Sci. USA: 101, pp 7287-7292

D.H. Turner, D.H. Mathews (2009), "NNDB: The nearest neighbor parameter database for predicting stability of nucleic acid secondary structure", Nucleic Acids Research: 38, pp 280-282

## 4.9.4 EXAMPLES

Single line sequence input and calculation of partition function and MEA structure

```
$ RNAfold --MEA -d2 -p
```

The program will then prompt for sequence input. Using the example sequence “CGACGTAGATGCTAGCT-GACTCGATGC” and pressing ENTER the output of the program will be similar to

```
CGACGUAGAUGCUGACUCGAUGC
(((.((((.....)).))))....
minimum free energy = -1.90 kcal/mol
(((.((((.....))},}))....
free energy of ensemble = -2.86 kcal/mol
(((.(.(((.....)).)))).... { 0.80 d=2.81}
(((.((((.....)).)))).... { -1.90 MEA=22.32}
frequency of mfe structure in ensemble 0.20997; ensemble diversity 4.19
```

Here, the first line just repeats the sequence input. The second line contains a MFE structure in dot bracket notation followed by the minimum free energy. After this, the pairing probabilities for each nucleotide are shown in a pseudo dot-bracket notation followed by the free energy of ensemble. The next two lines show the centroid structure with its free energy and its distance to the ensemble as well as the MEA structure, its free energy and the maximum expected accuracy, respectively. The last line finally contains the frequency of the MFE representative in the complete ensemble of secondary structures and the ensemble diversity. For further details about the calculation and interpretation of the given output refer to the reference manual of RNAlib.

Since version 2.0 it is also possible to provide FASTA file sequence input. Assume you have a file containing two sequences in FASTA format, e.g

```
$ cat sequences.fa
>seq1
CGGCUCGCAACAGACCUAUUAGUUUACGUAAUAUUUG
GAACGAUCUAUAACACGACUUCACUCUU
>seq2
GAAUGACCCGAUAACCCCGUAAUAUUUGGAACGAUCUA
UAACACGACUUCACUCUU
```

In order to compute the MFE for the two sequences the user can use the following command

```
$ RNAfold < sequences.fa
```

which would result in an output like this

```
>seq1
CGGCUCGCAACAGACCUAUUAGUUUACGUAAUAUUUGGAACGAUCUAUAACACGACUUCACUCUU
.(.(.(((.....)).)))).... ( -5.40)
>seq2
GAAUGACCCGAUAACCCCGUAAUAUUUGGAACGAUCUAUAACACGACUUCACUCUU
.....(((.....)).)))).... ( -2.00)
```

## 4.9.5 CONSTRAINT EXAMPLES

Secondary structure constraints may be given in addition to the sequence information, too. Using the first sequence of the previous example and restricting the nucleotides of the outermost helix to be unpaired, i.e. base pairs (2,47) and (3,46) the input file should have the following form

```
$ cat sequence_unpaired.fa
>seq1
CGGCUCGCAACAGACCUAUUAGUUUUACGUAUUUUUUG
GAACGAUCUAUAACACGACUUCACUCUU
..xx.....
.....xx.....
```

Calling RNAfold with the structure constraint option -C it shows the following result

```
$ RNAfold -C < sequence_unpaired.fa
>seq1
CGGCUCGCAACAGACCUAUUAGUUUUACGUAUUUUUGGAACGAUCUAUAACACGACUUCACUCUU
....(((...(((...(((...(((.....))))))))))....))..... ( -4.20)
```

This represents the minimum free energy and a structure representative of the RNA sequence given that nucleotides 2,3,46 and 47 must not be involved in any base pair. For further information about constrained folding refer to the details of the -C option and the reference manual of RNAlib.

Since version 2.2 the ViennaRNA Package distinguishes hard and soft constraints. As a consequence, structure predictions are easily amenable to a versatile set of constraints, such as maximal base pair span, incorporation of SHAPE reactivity data, and RNA-ligand binding to hairpin, or interior loop motifs.

### *Restricting the maximal span of a base pair*

A convenience commandline option allows you to easily limit the distance ( $j - i + 1$ ) between two nucleotides  $i$  and  $j$  that form a basepair. For instance a limit of 600nt can be accomplished using:

```
$ RNAfold --maxBPspan 600
```

### *Guide structure prediction with SHAPE reactivity data*

Use SHAPE reactivity data to guide secondary structure prediction:

```
$ RNAfold --shape=reactivities.dat < sequence.fa
```

where the file reactivities.dat is a two column text file with sequence positions (1-based) and normalized reactivity values (usually between 0 and 2. Missing values may be left out, or assigned a negative score:

```
$ cat reactivities.dat
9    -999      # No reactivity information
10   -999
11   0.042816 # normalized SHAPE reactivity
12   0        # also a valid SHAPE reactivity
15   0.15027  # Missing data for pos. 13-14
...
42   0.16201
```

Note, that RNAfold will only process the first sequence in the input file, when provided with SHAPE reactivity data!

### *Complex structure constraints and grammar extensions*

Structure constraints beyond those that can be expressed with a pseudo-dot bracket notation may be provided in a so-called command file:

```
$ RNAfold --commands=constraints.txt < sequence.fa
```

The command file syntax is a generalization of constraints as used in UNAFold/mfold. Each line starts with a one or two letter command followed by command parameters. For structure constraints, this amounts to a single command character followed by three or four numbers. In addition, optional auxiliary modifier characters may be used to limit the constraint to specific loop types. For base pair specific constraints, we currently distinguish pairs in exterior loops (E), closing pairs of hairpin loops (H), closing (I) and enclosed (i) pairs of interior loops, and closing (M) and enclosed (m) pairs of multibranch loops. Nucleotide-wise constraints may be limited to their loop context using the corresponding uppercase characters. The default is to apply a constraint to all (A) loop types. Furthermore, pairing constraints for single nucleotides may be limited to upstream (U), or downstream (D) orientation. The command file specification is as follows:

```
F i 0 k [TYPE] [ORIENTATION] # Force nucleotides i...i+k-1 to be paired
F i j k [TYPE] # Force helix of size k starting with (i,j) to be formed
P i 0 k [TYPE] # Prohibit nucleotides i...i+k-1 to be paired
P i j k [TYPE] # Prohibit pairs (i,j),..., (i+k-1,j-k+1)
P i-j k-l [TYPE] # Prohibit pairing between two ranges
C i 0 k [TYPE] # Nucleotides i,...,i+k-1 must appear in context TYPE
C i j k # Remove pairs conflicting with (i,j),..., (i+k-1,j-k+1)
E i 0 k e # Add pseudo-energy e to nucleotides i...i+k-1
E i j k e # Add pseudo-energy e to pairs (i,j),..., (i+k-1,j-k+1)
UD m e [LOOP] # Add ligand binding to unstructured domains with motif
# m and binding free energy e

# [LOOP] = { E, H, I, M, A }
# [TYPE] = [LOOP] + { i, m }
# [ORIENTATION] = { U, D }
```

Again, RNAfold by default only processes the first sequence in the input sequence when provided with constraints in a command file. To apply the exact same constraints to each of the input sequences in a multi FASTA file, use the batch mode commandline option:

```
$ RNAfold --constraint=constraints.txt --batch < sequences.fa
```

#### Ligand binding contributions to specific hairpin/interior loop motifs

A convenience function allows one to specify a hairpin/interior loop motif where a ligand is binding with a particular binding free energy dG. Here is an example that adds a theophylline binding motif. Free energy contribution of this motif of dG=-9.22kcal/mol is derived from  $k_d=0.32\mu\text{mol/l}$ , taken from Jenison et al. 1994. Although the structure motif consists of a symmetric interior loop of size 6, followed by a small helix of 3 basepairs, and a bulge of 3 nucleotides, the entire structure can still be represented by one interior loop. See the below motif description where the & character splits the motif into a 5' and a 3' part. The first line gives the sequences motif, the second line shows the actual structure motif of the aptamer pocket, and the third line is the interior loop motif that fully encapsulates the theophylline aptamer:

```
GAUACCAG&CCCUUGGCAGC
(...((((&)...)))...)
(.....(&).....)
```

To use the above information in the folding recursions of RNAfold, one only needs to provide the motif itself, and binding free energy:

```
$ RNAfold --motif="GAUACCAG&CCCUUGGCAGC,(...((((&)...)))...),-9.22" < sequences.fa
```

Adding the `-verbose` option to the above call of RNAfold also prints the sequence position of each motif found in the MFE structure. In case interior-loop like motifs are provided, two intervals are printed denoting the 5' and 3' part, respectively.

#### Ligand binding contributions to unpaired segments of the RNA structure

The extension of the RNA folding grammar with unstructured domains allows for an easy incorporation of ligands that bind to unpaired stretches of an RNA structure. To model such interactions only two parameters are required: (i) a sequence motif in IUPAC notation that specifies where the ligand binds to, and (ii) a binding free energy that can be derived from the association/dissociation constant of the ligand. With these two parameters in hand, the modification of RNAfold to include the competition of regular intramolecular base pairing and ligand interaction is as easy as writing a simple command file of the form:

```
UD m e [LOOP]
```

where *m* is the motif string in upper-case IUPAC notation, and *e* the binding free energy in kcal/mol and optional loop type restriction [LOOP]. See also the command file specification as defined above.

For instance, having a protein with a 4-nucleotide footprint binding AAAA, a binding free energy  $e = -5.0$  kcal/mol, and a binding restriction to exterior- and multibranch loops results in a command file:

```
$ cat commands.txt
UD AAAA -5.0 ME
```

and the corresponding call to RNAfold to compute MFE and equilibrium probabilities becomes:

```
$ RNAfold --commands=commands.txt -p < sequence.fa
```

The resulting MFE plot will be annotated to display the binding site(s) of the ligand, and the base pair probability dot-plot is extended to include the probability that a particular nucleotide is bound by the ligand.

#### 4.9.6 POST-TRANSCRIPTIONAL MODIFICATION EXAMPLES

Many RNA molecules harbor (post-transcriptional) modifications. These modified base often change the pairing behavior or energy contribution for the loops they are part of. To accommodate for that effect (to a certain degree) one may use additional correcting energy parameters for loops with the respective modified bases. In literature, a few stacking- and some terminal mismatch energies can be found. Some of them are already provided within the ViennaRNA Package. The `-modification` and `-mod-file` command line parameters can be used to apply these parameters in the predictions. While the former allows one to select a subset of implemented modified base corrections, the latter enables the prediction programs to read energy parameters for modified bases from a user-provided JSON file.

Consider, for instance, the following tRNA sequence with dihydrouridines and pseudouridines annotated by their respective one-letter codes D and P:

```
$ cat tRNAphe.fa
>tRNAphe
GCCGAAAUAGCUCAGDDGGGAGAGCGPPAGACUGAAGAPCUAAAGGDCCCUGGUPCGAUCCCGGGUUUCGGCACCA
```

Now, a prediction that includes support for the destabilizing effect of D and the stabilizing effects of P within base pair stacks can be done as follows:

```
$ RNAfold --modifications=DP < tRNAphe.fa
>tRNAphe
GCCGAAAUAGCUCAGDDGGGAGAGCGPPAGACUGAAGAPCUAAAGGDCCCUGGUPCGAUCCCGGGUUUCGGCACCA
(((((((..(((.....))))).((((.....))))))....(((.(.....)).)))))).... (-23.37)
```

## 4.9.7 AUTHOR

Ivo L Hofacker, Walter Fontana, Sebastian Bonhoeffer, Peter F Stadler, Ronny Lorenz

## 4.9.8 REPORTING BUGS

If in doubt our program is right, nature is at fault. Comments should be sent to [rna@tbi.univie.ac.at](mailto:rna@tbi.univie.ac.at).

## 4.10 RNAheat

**RNAheat** - manual page for RNAheat 2.6.4

### 4.10.1 Synopsis

```
RNAheat [OPTIONS] [<input0>] [<input1>]...
```

### 4.10.2 DESCRIPTION

RNAheat 2.6.4

calculate specific heat of RNAs

Reads RNA sequences from stdin or input files and calculates their specific heat in the temperature range  $t_1$  to  $t_2$ , from the partition function by numeric differentiation. The result is written to stdout as a list of pairs of temperature in C and specific heat in kcal/(mol\*K). The program will continue to read new sequences until a line consisting of the single character @ or an end of file condition is encountered.

**-h, --help**

Print help and exit

**--detailed-help**

Print help, including all details and hidden options, and exit

**--full-help**

Print help, including hidden options, and exit

**-V, --version**

Print version and exit

#### I/O Options:

Command line options for input and output (pre-)processing

**-i, --infile=filename**

Read a file instead of reading from stdin

The default behavior of RNAheat is to read input from stdin or the file(s) that follow(s) the RNAheat command. Using this parameter the user can specify input file names where data is read from. Note, that any additional files supplied to RNAheat are still processed as well.

**-j, --jobs[=number]**

Split batch input into jobs and start processing in parallel using multiple threads. A value of 0 indicates to use as many parallel threads as computation cores are available.

(*default="0"*)

Default processing of input data is performed in a serial fashion, i.e. one sequence at a time. Using this switch, a user can instead start the computation for many sequences in the input in parallel. RNAheat will create as many parallel computation slots as specified and assigns input sequences of the input file(s) to the available slots. Note, that this increases memory consumption since input alignments have to be kept in memory until an empty compute slot is available and each running job requires its own dynamic programming matrices.

**--unordered**

Do not try to keep output in order with input while parallel processing is in place.

(*default=off*)

When parallel input processing (*--jobs* flag) is enabled, the order in which input is processed depends on the host machines job scheduler. Therefore, any output to stdout or files generated by this program will most likely not follow the order of the corresponding input data set. The default of RNAheat is to use a specialized data structure to still keep the results output in order with the input data. However, this comes with a trade-off in terms of memory consumption, since all output must be kept in memory for as long as no chunks of consecutive, ordered output are available. By setting this flag, RNAheat will not buffer individual results but print them as soon as they have been computed.

**--noconv**

Do not automatically substitute nucleotide "T" with "U".

(*default=off*)

**--auto-id**

Automatically generate an ID for each sequence. (*default=off*)

The default mode of RNAheat is to automatically determine an ID from the input sequence data if the input file format allows to do that. Sequence IDs are usually given in the FASTA header of input sequences. If this flag is active, RNAheat ignores any IDs retrieved from the input and automatically generates an ID for each sequence. This ID consists of a prefix and an increasing number. This flag can also be used to add a FASTA header to the output even if the input has none.

**--id-prefix=STRING**

Prefix for automatically generated IDs (as used in output file names)

(*default="sequence"*)

If this parameter is set, each sequences' FASTA id will be prefixed with the provided string. FASTA ids then take the form ">prefix\_xxxx" where xxxx is the sequence number. Note: Setting this parameter implies *--auto-id*.

**--id-delim=CHAR**

Change the delimiter between prefix and increasing number for automatically generated IDs (as used in output file names).

(*default="\_"*)

This parameter can be used to change the default delimiter "\_" between the prefix string and the increasing number for automatically generated ID.

**--id-digits=INT**

Specify the number of digits of the counter in automatically generated alignment IDs.

(*default="4"*)

When alignments IDs are automatically generated, they receive an increasing number, starting with 1. This number will always be left-padded by leading zeros, such that the number takes up a certain width. Using

this parameter, the width can be specified to the users need. We allow numbers in the range [1:18]. This option implies *--auto-id*.

**--id-start=LONG**

Specify the first number in automatically generated alignment IDs.

*(default="1")*

When sequence IDs are automatically generated, they receive an increasing number, usually starting with 1. Using this parameter, the first number can be specified to the users requirements. Note: negative numbers are not allowed. Note: Setting this parameter implies to ignore any IDs retrieved from the input data, i.e. it activates the *--auto-id* flag.

### Algorithms:

Select additional algorithms which should be included in the calculations.

**--Tmin=t1**

Lowest temperature.

*(default="0")*

**--Tmax=t2**

Highest temperature.

*(default="100")*

**--stepsize=FLOAT**

Calculate partition function every stepsize degrees C.

*(default="1.")*

**-m, --ipoints=ipoints**

The program fits a parabola to  $2 * ipoints + 1$  data points to calculate 2nd derivatives. Increasing this parameter produces a smoother curve.

*(default="2")*

**-c, --circ**

Assume a circular (instead of linear) RNA molecule.

*(default=off)*

**-g, --gquad**

Incorporate G-Quadruplex formation into the structure prediction algorithm.

*(default=off)*

### Structure Constraints:

Command line options to interact with the structure constraints feature of this program

**--maxBPspan=INT**

Set the maximum base pair span.

*(default="-1")*



**Energy Parameters:**

Energy parameter sets can be adapted or loaded from user-provided input files

**-P, --paramFile=paramfile**

Read energy parameters from paramfile, instead of using the default parameter set.

Different sets of energy parameters for RNA and DNA should accompany your distribution. See the RNAlib documentation for details on the file format. The placeholder file name DNA can be used to load DNA parameters without the need to actually specify any input file.

**-4, --noTetra**

Do not include special tabulated stabilizing energies for tri-, tetra- and hexaloop hairpins.

*(default=off)*

Mostly for testing.

**--salt=DOUBLE**

Set salt concentration in molar (M). Default is 1.021M.

**Model Details:**

Tweak the energy model and pairing rules additionally using the following parameters

**-d, --dangles=INT**

How to treat “dangling end” energies for bases adjacent to helices in free ends and multi-loops

*(default="2")*

With -d2 dangling energies will be added for the bases adjacent to a helix on both sides in any case

.HP -d0 ignores dangling ends altogether (mostly for debugging).

**--noLP**

Produce structures without lonely pairs (helices of length 1).

*(default=off)*

For partition function folding this only disallows pairs that can only occur isolated. Other pairs may still occasionally occur as helices of length 1.

**--noGU**

Do not allow GU pairs.

*(default=off)*

**--noClosingGU**

Do not allow GU pairs at the end of helices.

*(default=off)*

**--nsp=STRING**

Allow other pairs in addition to the usual AU,GC,and GU pairs.

Its argument is a comma separated list of additionally allowed pairs. If the first character is a “-” then AB will imply that AB and BA are allowed pairs, e.g. --nsp="-GA" will allow GA and AG pairs. Nonstandard pairs are given 0 stacking energy.

**-e, --energyModel=INT**

Set energy model.

Rarely used option to fold sequences from the artificial ABCD... alphabet, where A pairs B, C-D etc. Use the energy parameters for GC (-e 1) or AU (-e 2) pairs.

**--helical-rise=FLOAT**

Set the helical rise of the helix in units of Angstrom.

(*default="2.8"*)

Use with caution! This value will be re-set automatically to 3.4 in case DNA parameters are loaded via *-P* DNA and no further value is provided.

**--backbone-length=FLOAT**

Set the average backbone length for looped regions in units of Angstrom.

(*default="6.0"*)

Use with caution! This value will be re-set automatically to 6.76 in case DNA parameters are loaded via *-P* DNA and no further value is provided.

### 4.10.3 REFERENCES

*If you use this program in your work you might want to cite:*

R. Lorenz, S.H. Bernhart, C. Hoener zu Siederdisen, H. Tafer, C. Flamm, P.F. Stadler and I.L. Hofacker (2011), "ViennaRNA Package 2.0", Algorithms for Molecular Biology: 6:26

I.L. Hofacker, W. Fontana, P.F. Stadler, S. Bonhoeffer, M. Tacker, P. Schuster (1994), "Fast Folding and Comparison of RNA Secondary Structures", Monatshefte f. Chemie: 125, pp 167-188

R. Lorenz, I.L. Hofacker, P.F. Stadler (2016), "RNA folding with hard and soft constraints", Algorithms for Molecular Biology 11:1 pp 1-13

*The energy parameters are taken from:*

D.H. Mathews, M.D. Disney, D. Matthew, J.L. Childs, S.J. Schroeder, J. Susan, M. Zuker, D.H. Turner (2004), "Incorporating chemical modification constraints into a dynamic programming algorithm for prediction of RNA secondary structure", Proc. Natl. Acad. Sci. USA: 101, pp 7287-7292

D.H. Turner, D.H. Mathews (2009), "NNDB: The nearest neighbor parameter database for predicting stability of nucleic acid secondary structure", Nucleic Acids Research: 38, pp 280-282

### 4.10.4 AUTHOR

Ivo L Hofacker, Peter F Stadler, Ronny Lorenz

### 4.10.5 REPORTING BUGS

If in doubt our program is right, nature is at fault. Comments should be sent to [rna@tbi.univie.ac.at](mailto:rna@tbi.univie.ac.at).

### 4.10.6 SEE ALSO

RNAfold(1)

## 4.11 RNAinverse

**RNAinverse** - manual page for RNAinverse 2.6.4

### 4.11.1 Synopsis

```
RNAinverse [OPTION]...
```

### 4.11.2 DESCRIPTION

RNAinverse 2.6.4

Find RNA sequences with given secondary structure

The program searches for sequences folding into a predefined structure, thereby inverting the folding algorithm. Target structures (in bracket notation) and starting sequences for the search are read alternately from stdin. Characters in the start sequence other than "AUGC" (or the alphabet specified with *-a*) will be treated as wild cards and replaced by a random character. Any lower case characters in the start sequence will be kept fixed during the search. If necessary, the sequence will be elongated to the length of the structure. Thus a string of "N"s as well as a blank line specify a random start sequence. For each search the best sequence found and its Hamming distance to the start sequence are printed to stdout. If the the search was unsuccessful, a structure distance to the target is appended. The *-Fp* and *-R* options can modify the output format, see commandline options below. The program will continue to read new structures and sequences until a line consisting of the single character "@" or an end of file condition is encountered.

**-h, --help**

Print help and exit

**--detailed-help**

Print help, including all details and hidden options, and exit

**--full-help**

Print help, including hidden options, and exit

**-V, --version**

Print version and exit

**-v, --verbose**

In conjunction with a negative value supplied to *-R*, print the last subsequence and substructure for each unsuccessful search.

*(default=off)*

#### Algorithms:

Select additional algorithms which should be included in the calculations.

**-F, --function=mp**

Use minimum energy (*-Fm*), partition function folding (*-Fp*) or both (*-Fmp*).

*(default="m")*

In partition function mode, the probability of the target structure  $\exp(-E(S)/kT)/Q$  is maximized. This probability is written in brackets after the found sequence and Hamming distance. In most cases you'll want to use the `:option:-f` option in conjunction with *-Fp*, see below.

**-f, --final=FLOAT**

In combination with **-Fp** stop search when sequence is found with  $E(s)-F$  is smaller than final, where  $F=-kT*\ln(Q)$ .

**-R, --repeat [=INT]**

Search repeatedly for the same structure. If an argument is supplied to this option it must follow the option flag immediately. E.g.: **-R5**

*(default="1")*

If repeats is negative search until **--repeats** exact solutions are found, no output is done for unsuccessful searches. Be aware, that the program will not terminate if the target structure can not be found. If no value is supplied with this option, the default value is used.

**-a, --alphabet=ALPHABET**

Find sequences using only nucleotides from a given alphabet.

### Energy Parameters:

Energy parameter sets can be adapted or loaded from user-provided input files

**-T, --temp=DOUBLE**

Rescale energy parameters to a temperature of temp C. Default is 37C.

*(default="37.0")*

**-P, --paramFile=paramfile**

Read energy parameters from paramfile, instead of using the default parameter set.

Different sets of energy parameters for RNA and DNA should accompany your distribution. See the RNAlib documentation for details on the file format. When passing the placeholder file name "DNA", DNA parameters are loaded without the need to actually specify any input file.

**-4, --noTetra**

Do not include special tabulated stabilizing energies for tri-, tetra- and hexaloop hairpins.

*(default=off)*

Mostly for testing.

**--salt=DOUBLE**

Set salt concentration in molar (M). Default is 1.021M.

### Model Details:

Tweak the energy model and pairing rules additionally using the following parameters

**-d, --dangles=INT**

How to treat "dangling end" energies for bases adjacent to helices in free ends and multi-loops

*(default="2")*

With **-d1** only unpaired bases can participate in at most one dangling end. With **-d2** this check is ignored, dangling energies will be added for the bases adjacent to a helix on both sides in any case; this is the default for mfe and partition function folding (**-p**). The option **-d0** ignores dangling ends altogether (mostly for debugging). With **-d3** mfe folding will allow coaxial stacking of adjacent helices in multi-loops. At the moment the implementation will not allow coaxial stacking of the two interior pairs in a loop of degree 3 and works only for mfe folding.

Note that with **-d1** and **-d3** only the MFE computations will be using this setting while partition function uses **-d2** setting, i.e. dangling ends will be treated differently.

**--noGU**

Do not allow GU pairs.

(*default=off*)

**--noClosingGU**

Do not allow GU pairs at the end of helices.

(*default=off*)

**--nsp=STRING**

Allow other pairs in addition to the usual AU,GC,and GU pairs.

Its argument is a comma separated list of additionally allowed pairs. If the first character is a “-” then AB will imply that AB and BA are allowed pairs. e.g. RNAfold -nsp -GA will allow GA and AG pairs. Nonstandard pairs are given 0 stacking energy.

**-e, --energyModel=INT**

Set energy model.

Rarely used option to fold sequences from the artificial ABCD... alphabet, where A pairs B, C-D etc. Use the energy parameters for GC (*-e 1*) or AU (*-e 2*) pairs.

**--helical-rise=FLOAT**

Set the helical rise of the helix in units of Angstrom.

(*default="2.8"*)

Use with caution! This value will be re-set automatically to 3.4 in case DNA parameters are loaded via *-P* DNA and no further value is provided.

**--backbone-length=FLOAT**

Set the average backbone length for looped regions in units of Angstrom.

(*default="6.0"*)

Use with caution! This value will be re-set automatically to 6.76 in case DNA parameters are loaded via *-P* DNA and no further value is provided.

### 4.11.3 REFERENCES

*If you use this program in your work you might want to cite:*

R. Lorenz, S.H. Bernhart, C. Hoener zu Siederdisen, H. Tafer, C. Flamm, P.F. Stadler and I.L. Hofacker (2011), “ViennaRNA Package 2.0”, Algorithms for Molecular Biology: 6:26

I.L. Hofacker, W. Fontana, P.F. Stadler, S. Bonhoeffer, M. Tacker, P. Schuster (1994), “Fast Folding and Comparison of RNA Secondary Structures”, Monatshefte f. Chemie: 125, pp 167-188

R. Lorenz, I.L. Hofacker, P.F. Stadler (2016), “RNA folding with hard and soft constraints”, Algorithms for Molecular Biology 11:1 pp 1-13

D.H. Turner, N. Sugimoto, S.M. Freier (1988), “RNA structure prediction”, Ann Rev Biophys Biophys Chem: 17, pp 167-192

M. Zuker, P. Stiegler (1981), “Optimal computer folding of large RNA sequences using thermodynamic and auxiliary information”, Nucl Acid Res: 9, pp 133-148

J.S. McCaskill (1990), “The equilibrium partition function and base pair binding probabilities for RNA secondary structures”, Biopolymers: 29, pp 1105-1119

*The energy parameters are taken from:*

D.H. Mathews, M.D. Disney, D. Matthew, J.L. Childs, S.J. Schroeder, J. Susan, M. Zuker, D.H. Turner (2004), “Incorporating chemical modification constraints into a dynamic programming algorithm for prediction of RNA secondary structure”, Proc. Natl. Acad. Sci. USA: 101, pp 7287-7292

D.H Turner, D.H. Mathews (2009), “NNDB: The nearest neighbor parameter database for predicting stability of nucleic acid secondary structure”, Nucleic Acids Research: 38, pp 280-282

#### 4.11.4 EXAMPLES

To search 5 times for sequences forming a simple hairpin structure interrupted by one GA mismatch call

```
$ RNAinverse -R 5
```

and enter the lines

```
(((((((...)))...)))  
NNNgNNNNNNNNNNaNNN
```

#### 4.11.5 AUTHOR

Ivo L Hofacker

#### 4.11.6 REPORTING BUGS

If in doubt our program is right, nature is at fault. Comments should be sent to [rna@tbi.univie.ac.at](mailto:rna@tbi.univie.ac.at).

### 4.12 RNALalifold

**RNALalifold** - manual page for RNALalifold 2.6.4

#### 4.12.1 Synopsis

```
RNALalifold [options] <file1.aln>
```

#### 4.12.2 DESCRIPTION

RNALalifold 2.6.4

calculate locally stable secondary structures for a set of aligned RNAs

reads aligned RNA sequences from stdin or file.aln and calculates locally stable RNA secondary structure with a maximal base pair span. For a sequence of length  $n$  and a base pair span of  $L$  the algorithm uses only  $O(n+L*L)$  memory and  $O(n*L*L)$  CPU time. Thus it is practical to “scan” very large genomes for short RNA

structures.

**-h, --help**

Print help and exit

**--detailed-help**

Print help, including all details and hidden options, and exit

**--full-help**

Print help, including hidden options, and exit

**-V, --version**

Print version and exit

**-v, --verbose**

Be verbose.

*(default=off)*

**-q, --quiet**

Be quiet. *(default=off)*

This option can be used to minimize the output of additional information and non-severe warnings which otherwise might spam stdout/stderr.

**I/O Options:**

Command line options for input and output (pre-)processing

**-f, --input-format=C|S|F|M**

File format of the input multiple sequence alignment (MSA).

If this parameter is set, the input is considered to be in a particular file format. Otherwise, the program tries to determine the file format automatically, if an input file was provided in the set of parameters. In case the input MSA is provided in interactive mode, or from a terminal (TTY), the programs default is to assume CLUSTALW format. Currently, the following formats are available: ClustalW (C), Stockholm 1.0 (S), FASTA/Pearson (F), and MAF (M).

**--csv**

Create comma separated output (csv)

*(default=off)*

**--aln[=prefix]**

Produce output alignments and secondary structure plots for each hit found.

This option tells the program to produce, for each hit, a colored and structure annotated (sub)alignment and secondary structure plot in PostScript format. It also adds the subalignment hit into a multi-Stockholm formatted file "RNALalifold\_results.stk". The postscript output file names are "aln\_start\_end.eps" and "ss\_start\_end.eps". All files will be created in the current directory. The optional argument string can be used to set a specific prefix that is used to name the output files. The file names then become "prefix\_aln\_start\_end.eps", "prefix\_ss\_start\_end.eps", and "prefix.stk". Note: Any special characters in the prefix will be replaced by the filename delimiter, hence there is no way to pass an entire directory path through this option yet. (See also the "--filename-delim" parameter)

**--aln-stk[=prefix]**

Add hits to a multi-Stockholm formatted output file.

*(default="RNALalifold\_results")*

The default file name used for the output is "RNALalifold\_results.stk". Users may change the filename to "prefix.stk" by specifying the prefix as optional argument. The file will be create in the current directory if it does not already exist. In case the file already exists, output will be appended to it. Note: Any special characters in the prefix will be replaced by the filename delimiter, hence there is no way to pass an entire directory path through this option yet. (See also the "--filename-delim" parameter)

**--mis**

Output "most informative sequence" instead of simple consensus: For each column of the alignment output the set of nucleotides with frequency greater than average in IUPAC notation.

*(default=off)*

**--split-contributions**

Split the free energy contributions into separate parts

*(default=off)*

By default, only the total energy contribution for each hit is returned. Using this option, this contribution is split into individual parts, i.e. the Nearest Neighbor model energy, the covariance pseudo energy, and if applicable, a remaining pseudo energy derived from special constraints, such as probing signals like SHAPE.

**--noconv**

Do not automatically substitute nucleotide “T” with “U”.

(*default=off*)

**--auto-id**

Automatically generate an ID for each alignment.

(*default=off*)

The default mode of RNALalifold is to automatically determine an ID from the input alignment if the input file format allows to do that. Alignment IDs are, for instance, usually given in Stockholm 1.0 formatted input. If this flag is active, RNALalifold ignores any IDs retrieved from the input and automatically generates an ID for each alignment.

**--id-prefix=STRING**

Prefix for automatically generated IDs (as used in output file names).

(*default="alignment"*)

If this parameter is set, each alignment will be prefixed with the provided string. Hence, the output files will obey the following naming scheme: “prefix\_xxxx\_ss.ps” (secondary structure plot), “prefix\_xxxx\_dp.ps” (dot-plot), “prefix\_xxxx\_aln.ps” (annotated alignment), etc. where xxxx is the alignment number beginning with the second alignment in the input. Use this setting in conjunction with the *--continuous-ids* flag to assign IDs beginning with the first input alignment.

**--id-delim=CHAR**

Change the delimiter between prefix and increasing number for automatically generated IDs (as used in output file names).

(*default="\_"*)

This parameter can be used to change the default delimiter “\_” between the prefix string and the increasing number for automatically generated ID.

**--id-digits=INT**

Specify the number of digits of the counter in automatically generated alignment IDs.

(*default="4"*)

When alignments IDs are automatically generated, they receive an increasing number, starting with 1. This number will always be left-padded by leading zeros, such that the number takes up a certain width. Using this parameter, the width can be specified to the users need. We allow numbers in the range [1:18].

**--id-start=LONG**

Specify the first number in automatically generated alignment IDs.

(*default="1"*)

When alignment IDs are automatically generated, they receive an increasing number, usually starting with 1. Using this parameter, the first number can be specified to the users requirements. Note: negative numbers are not allowed. Note: Setting this parameter implies continuous alignment IDs, i.e. it activates the *--continuous-ids* flag.

**--filename-delim=CHAR**

Change the delimiting character used in sanitized filenames.

(*default="ID-delimiter"*)

This parameter can be used to change the delimiting character used while sanitizing filenames, i.e. replacing invalid characters. Note, that the default delimiter ALWAYS is the first character of the “ID delimiter” as supplied through the *--id-delim* option. If the delimiter is a whitespace character or empty, invalid



characters will be simply removed rather than substituted. Currently, we regard the following characters as illegal for use in filenames: backslash \, slash /, question mark ?, percent sign %, asterisk \*, colon :, pipe symbol |, double quote ", triangular brackets < and >.

### Algorithms:

Select additional algorithms which should be included in the calculations. The Minimum free energy (MFE) and a structure representative are calculated in any case.

**-L, --maxBPspan=INT**

Set the maximum allowed separation of a base pair to span. I.e. no pairs (i,j) with  $j-i > \text{span}$  will be allowed.  
(*default="70"*)

**--threshold=DOUBLE**

Energy threshold in kcal/mol per nucleotide above which secondary structure hits are omitted in the output.  
(*default="-0.1"*)

**-g, --gquad**

Incorporate G-Quadruplex formation into the structure prediction algorithm.  
(*default=off*)

### Structure Constraints:

Command line options to interact with the structure constraints feature of this program

**--shape=file1, file2**

Use SHAPE reactivity data to guide structure predictions.

Multiple shapefiles for the individual sequences in the alignment may be specified as a comma separated list. An optional association of particular shape files to a specific sequence in the alignment can be expressed by prepending the sequence number to the filename, e.g. "5=seq5.shape,3=seq3.shape" will assign the reactivity values from file seq5.shape to the fifth sequence in the alignment, and the values from file seq3.shape to sequence 3. If no assignment is specified, the reactivity values are assigned to corresponding sequences in the order they are given.

**--shapeMethod=D [mX] [bY]**

Specify the method how to convert SHAPE reactivity data to pseudo energy contributions.

(*default="D"*)

Currently, the only data conversion method available is that of Deigan et al 2009. This method is the default and is recognized by a capital D in the provided parameter, i.e.: `--shapeMethod="D"` is the default setting. The slope *m* and the intercept *b* can be set to a non-default value if necessary. Otherwise  $m=1.8$  and  $b=-0.6$  as stated in the paper mentioned before. To alter these parameters, e.g.  $m=1.9$  and  $b=-0.7$ , use a parameter string like this: `--shapeMethod="Dm1.9b-0.7"`. You may also provide only one of the two parameters like: `--shapeMethod="Dm1.9"` or `--shapeMethod="Db-0.7"`.

### Energy Parameters:

Energy parameter sets can be adapted or loaded from user-provided input files

**-T, --temp=DOUBLE**

Rescale energy parameters to a temperature of temp C. Default is 37C.

*(default="37.0")*

**-P, --paramFile=paramfile**

Read energy parameters from paramfile, instead of using the default parameter set.

Different sets of energy parameters for RNA and DNA should accompany your distribution. See the RNAlib documentation for details on the file format. The placeholder file name DNA can be used to load DNA parameters without the need to actually specify any input file.

**-4, --noTetra**

Do not include special tabulated stabilizing energies for tri-, tetra- and hexaloop hairpins.

*(default=off)*

Mostly for testing.

**--salt=DOUBLE**

Set salt concentration in molar (M). Default is 1.021M.

### Model Details:

Tweak the energy model and pairing rules additionally using the following parameters

**-d, --dangles=INT**

How to treat “dangling end” energies for bases adjacent to helices in free ends and multi-loops.

*(default="2")*

With -d1 only unpaired bases can participate in at most one dangling end. With -d2 this check is ignored, dangling energies will be added for the bases adjacent to a helix on both sides in any case; this is the default for mfe and partition function folding (-p). The option -d0 ignores dangling ends altogether (mostly for debugging). With -d3 mfe folding will allow coaxial stacking of adjacent helices in multi-loops. At the moment the implementation will not allow coaxial stacking of the two interior pairs in a loop of degree 3 and works only for mfe folding.

Note that with -d1 and -d3 only the MFE computations will be using this setting while partition function uses -d2 setting, i.e. dangling ends will be treated differently.

**--noLP**

Produce structures without lonely pairs (helices of length 1).

*(default=off)*

For partition function folding this only disallows pairs that can only occur isolated. Other pairs may still occasionally occur as helices of length 1.

**--noGU**

Do not allow GU pairs.

*(default=off)*

**--noClosingGU**

Do not allow GU pairs at the end of helices.

*(default=off)*

**--cfactor=DOUBLE**

Set the weight of the covariance term in the energy function

(*default="1.0"*)

**--nfactor=DOUBLE**

Set the penalty for non-compatible sequences in the covariance term of the energy function

(*default="1.0"*)

**-R, --ribosum\_file=ribosumfile**

use specified Ribosum Matrix instead of normal energy model.

Matrixes to use should be 6x6 matrices, the order of the terms is AU, CG, GC, GU, UA, UG.

**-r, --ribosum\_scoring**

use ribosum scoring matrix. (*default=off*)

The matrix is chosen according to the minimal and maximal pairwise identities of the sequences in the file.

**--nsp=STRING**

Allow other pairs in addition to the usual AU,GC,and GU pairs.

Its argument is a comma separated list of additionally allowed pairs. If the first character is a "-" then AB will imply that AB and BA are allowed pairs, e.g. --nsp="-GA" will allow GA and AG pairs. Nonstandard pairs are given 0 stacking energy.

**-e, --energyModel=INT**

Set energy model.

Rarely used option to fold sequences from the artificial ABCD... alphabet, where A pairs B, C-D etc. Use the energy parameters for GC (*-e 1*) or AU (*-e 2*) pairs.

**--helical-rise=FLOAT**

Set the helical rise of the helix in units of Angstrom.

(*default="2.8"*)

Use with caution! This value will be re-set automatically to 3.4 in case DNA parameters are loaded via *-P* DNA and no further value is provided.

**--backbone-length=FLOAT**

Set the average backbone length for looped regions in units of Angstrom.

(*default="6.0"*)

Use with caution! This value will be re-set automatically to 6.76 in case DNA parameters are loaded via *-P* DNA and no further value is provided.

**Plotting:**

Command line options for changing the default behavior of structure layout and pairing probability plots

**--aln-EPS[=prefix]**

Produce colored and structure annotated subalignment for each hit.

The default file name used for the output is "aln\_start\_end.eps" where "start" and "end" denote the first and last column of the subalignment relative to the input (1-based). Users may change the filename to "prefix\_aln\_start\_end.eps" by specifying the prefix as optional argument. Files will be create in the current directory. Note: Any special characters in the prefix will be replaced by the filename delimiter, hence there is no way to pass an entire directory path through this option yet. (See also the "--filename-delim" parameter)

**--aln-EPS-cols=INT**

Number of columns in colored EPS alignment output.

(*default="60"*)

A value less than 1 indicates that the output should not be wrapped at all.

**--aln-EPS-ss[=prefix]**

Produce colored consensus secondary structure plots in PostScript format.

The default file name used for the output is "ss\_start\_end.eps" where "start" and "end" denote the first and last column of the subalignment relative to the input (1-based). Users may change the filename to "prefix\_ss\_start\_end.eps" by specifying the prefix as optional argument. Files will be create in the current directory. Note: Any special characters in the prefix will be replaced by the filename delimiter, hence there is no way to pass an entire directory path through this option yet. (See also the "--filename-delim" parameter)

### 4.12.3 REFERENCES

*If you use this program in your work you might want to cite:*

R. Lorenz, S.H. Bernhart, C. Hoener zu Siederdisen, H. Tafer, C. Flamm, P.F. Stadler and I.L. Hofacker (2011), "ViennaRNA Package 2.0", Algorithms for Molecular Biology: 6:26

I.L. Hofacker, W. Fontana, P.F. Stadler, S. Bonhoeffer, M. Tacker, P. Schuster (1994), "Fast Folding and Comparison of RNA Secondary Structures", Monatshefte f. Chemie: 125, pp 167-188

R. Lorenz, I.L. Hofacker, P.F. Stadler (2016), "RNA folding with hard and soft constraints", Algorithms for Molecular Biology 11:1 pp 1-13

I.L. Hofacker, B. Priwitzer, and P.F. Stadler (2004), "Prediction of Locally Stable RNA Secondary Structures for Genome-Wide Surveys", Bioinformatics: 20, pp 186-190

Stephan H. Bernhart, Ivo L. Hofacker, Sebastian Will, Andreas R. Gruber, and Peter F. Stadler (2008), "RNAalifold: Improved consensus structure prediction for RNA alignments", BMC Bioinformatics: 9, pp 474

*The energy parameters are taken from:*

D.H. Mathews, M.D. Disney, D. Matthew, J.L. Childs, S.J. Schroeder, J. Susan, M. Zuker, D.H. Turner (2004), "Incorporating chemical modification constraints into a dynamic programming algorithm for prediction of RNA secondary structure", Proc. Natl. Acad. Sci. USA: 101, pp 7287-7292

D.H. Turner, D.H. Mathews (2009), "NNDB: The nearest neighbor parameter database for predicting stability of nucleic acid secondary structure", Nucleic Acids Research: 38, pp 280-282

### 4.12.4 AUTHOR

Ivo L Hofacker, Ronny Lorenz

### 4.12.5 REPORTING BUGS

If in doubt our program is right, nature is at fault. Comments should be sent to [rna@tbi.univie.ac.at](mailto:rna@tbi.univie.ac.at).

## 4.13 RNALfold

**RNALfold** - manual page for RNALfold 2.6.4

### 4.13.1 Synopsis

```
RNALfold [OPTION]...
```

### 4.13.2 DESCRIPTION

RNALfold 2.6.4

calculate locally stable secondary structures of RNAs

Compute locally stable RNA secondary structure with a maximal base pair span. For a sequence of length  $n$  and a base pair span of  $L$  the algorithm uses only  $O(n+L*L)$  memory and  $O(n*L*L)$  CPU time. Thus it is practical to “scan” very large genomes for short RNA structures. Output consists of a list of secondary structure components of size  $\leq L$ , one entry per line. Each output line contains the predicted local structure its energy in kcal/mol and the starting position of the local structure.

**-h, --help**

Print help and exit

**--detailed-help**

Print help, including all details and hidden options, and exit

**--full-help**

Print help, including hidden options, and exit

**-V, --version**

Print version and exit

**-v, --verbose**

Be verbose.

(*default=off*)

#### I/O Options:

Command line options for input and output (pre-)processing

**-i, --infile=filename**

Read a file instead of reading from stdin

The default behavior of RNALfold is to read input from stdin. Using this parameter the user can specify an input file name where data is read from.

**-o, --outfile[=filename]**

Print output to file instead of stdout.

This option may be used to write all output to output files rather than printing to stdout. The number of output files created for batch input (multiple sequences) depends on three conditions: (i) In case an optional filename is given as parameter argument, a single file with the specified filename will be written into. If the optional argument is omitted, (ii) FASTA input or an active *--auto-id* switch will write to multiple files that follow the naming scheme “prefix.lfold”. Here, “prefix” is taken from the sequence id as specified in the FASTA header. Lastly, (iii) single-line sequence input without FASTA header will be written to a single file “RNALfold\_output.lfold”. In case an output file already exists, any output of the program will be appended to it. Since the filename argument is optional, it must immediately follow the short option flag to not be mistaken as new parameter to the program. For instance “-ornafold.out” will write to a file “rnafold.out”.

Note: Any special characters in the filename will be replaced by the filename delimiter, hence there is no way to pass an entire directory path through this option yet. (See also the “`--filename-delim`” parameter)

**--noconv**

Do not automatically substitute nucleotide “T” with “U”.

(*default=off*)

**--auto-id**

Automatically generate an ID for each sequence. (*default=off*)

The default mode of RNALfold is to automatically determine an ID from the input sequence data if the input file format allows to do that. Sequence IDs are usually given in the FASTA header of input sequences. If this flag is active, RNALfold ignores any IDs retrieved from the input and automatically generates an ID for each sequence. This ID consists of a prefix and an increasing number. This flag can also be used to add a FASTA header to the output even if the input has none.

**--id-prefix=STRING**

Prefix for automatically generated IDs (as used in output file names).

(*default="sequence"*)

If this parameter is set, each sequence will be prefixed with the provided string. Hence, the output files will obey the following naming scheme: “`prefix_xxxx.lfold`” where `xxxx` is the sequence number. Note: Setting this parameter implies `--auto-id`.

**--id-delim=CHAR**

Change the delimiter between prefix and increasing number for automatically generated IDs (as used in output file names).

(*default="\_"*)

This parameter can be used to change the default delimiter “`_`” between the prefix string and the increasing number for automatically generated ID.

**--id-digits=INT**

Specify the number of digits of the counter in automatically generated alignment IDs.

(*default="4"*)

When alignments IDs are automatically generated, they receive an increasing number, starting with 1. This number will always be left-padded by leading zeros, such that the number takes up a certain width. Using this parameter, the width can be specified to the users need. We allow numbers in the range [1:18]. This option implies `--auto-id`.

**--id-start=LONG**

Specify the first number in automatically generated IDs.

(*default="1"*)

When sequence IDs are automatically generated, they receive an increasing number, usually starting with 1. Using this parameter, the first number can be specified to the users requirements. Note: negative numbers are not allowed. Note: Setting this parameter implies to ignore any IDs retrieved from the input data, i.e. it activates the `--auto-id` flag.

**--filename-delim=CHAR**

Change the delimiting character used in sanitized filenames.

(*default="ID-delimiter"*)

This parameter can be used to change the delimiting character used while sanitizing filenames, i.e. replacing invalid characters. Note, that the default delimiter ALWAYS is the first character of the “ID delimiter” as supplied through the `--id-delim` option. If the delimiter is a whitespace character or empty, invalid characters will be simply removed rather than substituted. Currently, we regard the following characters as illegal for use in filenames: backslash `\`, slash `/`, question mark `?`, percent sign `%`, asterisk `*`, colon `:`, pipe symbol `|`, double quote `"`, triangular brackets `<` and `>`.

**--filename-full**

Use full FASTA header to create filenames. (*default=off*)

This parameter can be used to deactivate the default behavior of limiting output filenames to the first word of the sequence ID. Consider the following example: An input with FASTA header `>NM_0001 Homo Sapiens some gene` usually produces output files with the prefix “NM\_0001” without the additional data available in the FASTA header, e.g. “NM\_0001\_ss.ps” for secondary structure plots. With this flag set, no truncation of the output filenames is done, i.e. output filenames receive the full FASTA header data as prefixes. Note, however, that invalid characters (such as whitespace) will be substituted by a delimiting character or simply removed, (see also the parameter option *--filename-delim*).

**Algorithms:**

Select additional algorithms which should be included in the calculations. The Minimum free energy (MFE) and a structure representative are calculated in any case.

**-L, --span=INT**

Set the maximum distance between any two pairing nucleotides.

(*default="150"*)

This option specifies the window length L and therefore the upper limit for the distance between the bases i and j of any pair (i, j), i.e.  $(j - i + 1) \leq L$ .

**-z, --zscore[=DOUBLE]**

Limit the output to predictions with a Z-score below a threshold.

(*default="-2"*)

This option activates z-score regression using a trained SVM. Any predicted structure that exceeds the specified threshold will be omitted from the output. Since the Z-score threshold is given as a negative number, it must immediately precede the short option to not be mistaken as a separate argument, e.g. `-z-2.9` sets the threshold to a value of -2.9

**--zscore-pre-filter**

Apply the z-score filtering in the forward recursions.

(*default=off*)

The default mode of z-score filtering considers the entire structure space to decide whether or not a locally optimal structure at any position i is reported or not. When using this post-filtering step, however, alternative locally optimal structures

starting at i with higher energy but lower z-score can be easily missed. The

pre-filter

option restricts the structure space already in the forward recursions, such

that

only optimal solution among those candidates that satisfy the z-score

threshold are considered. Therefore, good results according to the z-score threshold criterion are less likely to be superseded by results with better energy but worse z-score. Note, that activating this switch results in higher computation time which scales linear in the window length.

**--zscore-report-subsumed**

Report subsumed structures if their z-score is less than that of the enclosing structure.

(*default=off*)

In default mode, RNALfold only reports locally optimal structures if they are no constituents of another, larger structure with less free energy. In z-score mode, however, such a larger structure may have a higher z-score, thus may be less informative than the smaller substructure. Using this switch activates reporting both, the smaller and the larger structure if the z-score of the smaller is lower than that of the larger.

**-b, --backtrack-global**

Backtrack a global MFE structure. (*default=off*)

Instead of just reporting the locally stable secondary structure a global MFE structure can be constructed that only consists of locally optimal substructures. This switch activates a post-processing step that takes the locally optimal structures to generate the global MFE structure which constitutes the MFE value reported in the last line. The respective global MFE structure is printed just after the input sequence part on the last line, preceding the global MFE score. Note, that this option implies *-o/-outfile* since the locally optimal structures must be read after the regular prediction step! Also note, that using this option in combination with *-z/-zscore* implies *--zscore-pre-filter* to ensure proper construction of the global MFE structure!

**-g, --gquad**

Incorporate G-Quadruplex formation into the structure prediction algorithm.

(*default=off*)

**Structure Constraints:**

Command line options to interact with the structure constraints feature of this program

**--shape=filename**

Use SHAPE reactivity data to guide structure predictions.

**--shapeMethod=method**

Select SHAPE reactivity data incorporation strategy.

(*default="D"*)

The following methods can be used to convert SHAPE reactivities into pseudo energy contributions.

D: Convert by using the linear equation according to Deigan et al 2009.

Derived pseudo energy terms will be applied for every nucleotide involved in a stacked pair. This method is recognized by a capital D in the provided parameter, i.e.: *--shapeMethod="D"* is the default setting. The slope *m* and the intercept *b* can be set to a non-default value if necessary, otherwise *m=1.8* and *b=-0.6*. To alter these parameters, e.g. *m=1.9* and *b=-0.7*, use a parameter string like this: *--shapeMethod="Dm1.9b-0.7"*. You may also provide only one of the two parameters like: *--shapeMethod="Dm1.9"* or *--shapeMethod="Db-0.7"*.

Z: Convert SHAPE reactivities to pseudo energies according to Zarrinhalam

et al 2012. SHAPE reactivities will be converted to pairing probabilities by using linear mapping. Aberration from the observed pairing probabilities will be penalized during the folding recursion. The magnitude of the penalties can be affected by adjusting the factor *beta* (e.g. *--shapeMethod="Zb0.8"*).

W: Apply a given vector of perturbation energies to unpaired nucleotides

according to Washietl et al 2012. Perturbation vectors can be calculated by using RNApvmin.

**--shapeConversion=method**

Select method for SHAPE reactivity conversion.

(*default="O"*)

This parameter is useful when dealing with the SHAPE incorporation according to Zarrinhalam et al. The following methods can be used to convert SHAPE reactivities into the probability for a certain nucleotide to be unpaired.

M: Use linear mapping according to Zarrinhalam et al. C: Use a cutoff-approach to divide into paired and unpaired nucleotides (e.g. "C0.25") S: Skip the normalizing step since the input data already represents probabilities for being unpaired rather than raw reactivity values L: Use a linear model to convert the reactivity into a probability for being unpaired (e.g. "Ls0.68i0.2" to use a slope of 0.68 and an intercept of 0.2) O: Use a linear model to convert the log of the reactivity into a probability for being unpaired (e.g. "Os1.6i-2.29" to use a slope of 1.6 and an intercept of -2.29)



**--commands=filename**

Read additional commands from file

Commands include hard and soft constraints, but also structure motifs in hairpin and interior loops that need to be treated differently. Furthermore, commands can be set for unstructured and structured domains.

**Energy Parameters:**

Energy parameter sets can be adapted or loaded from user-provided input files

**-T, --temp=DOUBLE**

Rescale energy parameters to a temperature of temp C. Default is 37C.

*(default="37.0")*

**-P, --paramFile=paramfile**

Read energy parameters from paramfile, instead of using the default parameter set.

Different sets of energy parameters for RNA and DNA should accompany your distribution. See the RNAlib documentation for details on the file format. The placeholder file name DNA can be used to load DNA parameters without the need to actually specify any input file.

**-4, --noTetra**

Do not include special tabulated stabilizing energies for tri-, tetra- and hexaloop hairpins.

*(default=off)*

Mostly for testing.

**--salt=DOUBLE**

Set salt concentration in molar (M). Default is 1.021M.

**-m, --modifications[=STRING]**

Allow for modified bases within the RNA sequence string.

*(default="7I6P9D")*

Treat modified bases within the RNA sequence differently, i.e. use corresponding energy corrections and/or pairing partner rules if available. For that, the modified bases in the input sequence must be marked by their corresponding one-letter code. If no additional arguments are supplied, all available corrections are performed. Otherwise, the user may limit the modifications to a particular subset of modifications, resp. one-letter codes, e.g. `-mP6` will only correct for pseudouridine and m6A bases.

Currently supported one-letter codes and energy corrections are:

7: 7-deaza-adenosine (7DA)

I: Inosine

6: N6-methyladenosine (m6A)

P: Pseudouridine

9: Purine (a.k.a. nebularine)

D: Dihydrouridine

**--mod-file=STRING**

Use additional modified base data from JSON file.

**Model Details:**

Tweak the energy model and pairing rules additionally using the following parameters

**-d, --dangles=INT**

How to treat “dangling end” energies for bases adjacent to helices in free ends and multi-loops.

(*default*=“2”)

With -d1 only unpaired bases can participate in at most one dangling end. With -d2 this check is ignored, dangling energies will be added for the bases adjacent to a helix on both sides in any case; this is the default for mfe and partition function folding (-p). The option -d0 ignores dangling ends altogether (mostly for debugging). With -d3 mfe folding will allow coaxial stacking of adjacent helices in multi-loops. At the moment the implementation will not allow coaxial stacking of the two interior pairs in a loop of degree 3 and works only for mfe folding.

Note that with -d1 and -d3 only the MFE computations will be using this setting while partition function uses -d2 setting, i.e. dangling ends will be treated differently.

**--noLP**

Produce structures without lonely pairs (helices of length 1).

(*default*=off)

For partition function folding this only disallows pairs that can only occur isolated. Other pairs may still occasionally occur as helices of length 1.

**--noGU**

Do not allow GU pairs.

(*default*=off)

**--noClosingGU**

Do not allow GU pairs at the end of helices.

(*default*=off)

**--nsp=STRING**

Allow other pairs in addition to the usual AU,GC,and GU pairs.

Its argument is a comma separated list of additionally allowed pairs. If the first character is a “-” then AB will imply that AB and BA are allowed pairs, e.g. --nsp="-GA" will allow GA and AG pairs. Nonstandard pairs are given 0 stacking energy.

**-e, --energyModel=INT**

Set energy model.

Rarely used option to fold sequences from the artificial ABCD... alphabet, where A pairs B, C-D etc. Use the energy parameters for GC (-e 1) or AU (-e 2) pairs.

**--helical-rise=FLOAT**

Set the helical rise of the helix in units of Angstrom.

(*default*=“2.8”)

Use with caution! This value will be re-set automatically to 3.4 in case DNA parameters are loaded via -P DNA and no further value is provided.

**--backbone-length=FLOAT**

Set the average backbone length for looped regions in units of Angstrom.

(*default*=“6.0”)

Use with caution! This value will be re-set automatically to 6.76 in case DNA parameters are loaded via -P DNA and no further value is provided.

### 4.13.3 REFERENCES

*If you use this program in your work you might want to cite:*

R. Lorenz, S.H. Bernhart, C. Hoener zu Siederdisen, H. Tafer, C. Flamm, P.F. Stadler and I.L. Hofacker (2011), "ViennaRNA Package 2.0", Algorithms for Molecular Biology: 6:26

I.L. Hofacker, W. Fontana, P.F. Stadler, S. Bonhoeffer, M. Tacker, P. Schuster (1994), "Fast Folding and Comparison of RNA Secondary Structures", Monatshefte f. Chemie: 125, pp 167-188

R. Lorenz, I.L. Hofacker, P.F. Stadler (2016), "RNA folding with hard and soft constraints", Algorithms for Molecular Biology 11:1 pp 1-13

I.L. Hofacker, B. Priwitzer, and P.F. Stadler (2004), "Prediction of Locally Stable RNA Secondary Structures for Genome-Wide Surveys", Bioinformatics: 20, pp 186-190

*The energy parameters are taken from:*

D.H. Mathews, M.D. Disney, D. Matthew, J.L. Childs, S.J. Schroeder, J. Susan, M. Zuker, D.H. Turner (2004), "Incorporating chemical modification constraints into a dynamic programming algorithm for prediction of RNA secondary structure", Proc. Natl. Acad. Sci. USA: 101, pp 7287-7292

D.H. Turner, D.H. Mathews (2009), "NNDB: The nearest neighbor parameter database for predicting stability of nucleic acid secondary structure", Nucleic Acids Research: 38, pp 280-282

### 4.13.4 AUTHOR

Ivo L Hofacker, Peter F Stadler, Ronny Lorenz

### 4.13.5 REPORTING BUGS

If in doubt our program is right, nature is at fault. Comments should be sent to [rna@tbi.univie.ac.at](mailto:rna@tbi.univie.ac.at).

### 4.13.6 SEE ALSO

RNAplfold(1) RNALalifold(1)

## 4.14 RNAmultifold

**RNAmultifold** - manual page for RNAmultifold 2.6.4

### 4.14.1 Synopsis

```
RNAmultifold [OPTION]... [FILE]...
```

## 4.14.2 DESCRIPTION

### RNAmultifold 2.6.4

Compute secondary structures of multiple interacting RNAs

The program works much like RNAfold, but allows one to specify multiple RNA sequences which are then allowed to form connected components. RNA sequences are read from stdin in the usual format, i.e. each line of input corresponds to one sequence, except for lines starting with “>” which contain the name of the next sequence(s). Multiple strands must be concatenated using the “&” character as separator. RNAmultifold can compute MFE, partition function, corresponding ensemble free energy and base pairing probabilities. These properties are either computed for a particular arrangement (concatenation) of sequences, for the full ensemble of the complex of input RNAs, or all complexes formed by the input sequences up to a specified number of interacting sequences. Output consists of a PostScript “dot plot” file containing the pair probabilities, see the RNAfold man page for details. The program will continue to read new sequences until a line consisting of the single character @ or an end of file condition is encountered.

**-h, --help**

Print help and exit

**--detailed-help**

Print help, including all details and hidden options, and exit

**--full-help**

Print help, including hidden options, and exit

**-V, --version**

Print version and exit

**-v, --verbose**

Be verbose.

*(default=off)*

### I/O Options:

Command line options for input and output (pre-)processing

**-j, --jobs[=number]**

Split batch input into jobs and start processing in parallel using multiple threads. A value of 0 indicates to use as many parallel threads as computation cores are available.

*(default="0")*

Default processing of input data is performed in a serial fashion, i.e. one sequence pair at a time. Using this switch, a user can instead start the computation for many sequence pairs in the input in parallel. RNAmultifold will create as many parallel computation slots as specified and assigns input sequences of the input file(s) to the available slots. Note, that this increases memory consumption since input alignments have to be kept in memory until an empty compute slot is available and each running job requires its own dynamic programming matrices.

**--unordered**

Do not try to keep output in order with input while parallel processing is in place.

*(default=off)*

When parallel input processing (*--jobs* flag) is enabled, the order in which input is processed depends on the host machines job scheduler. Therefore, any output to stdout or files generated by this program will most likely not follow the order of the corresponding input data set. The default of RNAmultifold is to use a specialized data structure to still keep the results output in order with the input data. However, this comes with a trade-off in terms of memory consumption, since all output must be kept in memory for as long as no chunks of consecutive, ordered output are available. By setting this flag, RNAmultifold will not buffer individual results but print them as soon as they have been computed.

**--noconv**

Do not automatically substitute nucleotide “T” with “U”.

(*default=off*)

**--auto-id**

Automatically generate an ID for each sequence. (*default=off*)

The default mode of RNAmultifold is to automatically determine an ID from the input sequence data if the input file format allows to do that. Sequence IDs are usually given in the FASTA header of input sequences. If this flag is active, RNAmultifold ignores any IDs retrieved from the input and automatically generates an ID for each sequence. This ID consists of a prefix and an increasing number. This flag can also be used to add a FASTA header to the output even if the input has none.

**--id-prefix=STRING**

Prefix for automatically generated IDs (as used in output file names).

(*default="sequence"*)

If this parameter is set, each sequence will be prefixed with the provided string. Hence, the output files will obey the following naming scheme: “prefix\_xxxx\_ss.ps” (secondary structure plot), “prefix\_xxxx\_dp.ps” (dot-plot), “prefix\_xxxx\_dp2.ps” (stack probabilities), etc. where xxxx is the sequence number. Note: Setting this parameter implies *--auto-id*.

**--id-delim=CHAR**

Change the delimiter between prefix and increasing number for automatically generated IDs (as used in output file names).

(*default="\_"*)

This parameter can be used to change the default delimiter “\_” between the prefix string and the increasing number for automatically generated ID.

**--id-digits=INT**

Specify the number of digits of the counter in automatically generated alignment IDs.

(*default="4"*)

When alignments IDs are automatically generated, they receive an increasing number, starting with 1. This number will always be left-padded by leading zeros, such that the number takes up a certain width. Using this parameter, the width can be specified to the users need. We allow numbers in the range [1:18]. This option implies *--auto-id*.

**--id-start=LONG**

Specify the first number in automatically generated IDs.

(*default="1"*)

When sequence IDs are automatically generated, they receive an increasing number, usually starting with 1. Using this parameter, the first number can be specified to the users requirements. Note: negative numbers are not allowed. Note: Setting this parameter implies to ignore any IDs retrieved from the input data, i.e. it activates the *--auto-id* flag.

**--filename-delim=CHAR**

Change the delimiting character used in sanitized filenames.

(*default="ID-delimiter"*)

This parameter can be used to change the delimiting character used while sanitizing filenames, i.e. replacing invalid characters. Note, that the default delimiter ALWAYS is the first character of the “ID delimiter” as supplied through the *--id-delim* option. If the delimiter is a whitespace character or empty, invalid characters will be simply removed rather than substituted. Currently, we regard the following characters as illegal for use in filenames: backslash \, slash /, question mark ?, percent sign %, asterisk \*, colon :, pipe symbol |, double quote ", triangular brackets < and >.

**--filename-full**

Use full FASTA header to create filenames. (*default=off*)

This parameter can be used to deactivate the default behavior of limiting output filenames to the first word of the sequence ID. Consider the following example: An input with FASTA header `>NM_0001 Homo Sapiens some gene` usually produces output files with the prefix “NM\_0001” without the additional data available in the FASTA header, e.g. “NM\_0001\_ss.ps” for secondary structure plots. With this flag set, no truncation of the output filenames is done, i.e. output filenames receive the full FASTA header data as prefixes. Note, however, that invalid characters (such as whitespace) will be substituted by a delimiting character or simply removed, (see also the parameter option *--filename-delim*).

**Algorithms:**

Select additional algorithms which should be included in the calculations. The Minimum free energy (MFE) and a structure representative are calculated in any case.

**-p, --partfunc[=INT]**

Calculate the partition function and base pairing probability matrix in addition to the MFE structure. Default is calculation of mfe structure only.

(*default="1"*)

In addition to the MFE structure we print a coarse representation of the pair probabilities in form of a pseudo bracket notation, followed by the ensemble free energy. Note that unless you also specify `-d2` or `-d0`, the partition function and mfe calculations will use a slightly different energy model. See the discussion of dangling end options below.

An additionally passed value to this option changes the behavior of partition function calculation:

In order to calculate the partition function but not the pair probabilities

use the `-p0` option and save about

50% in runtime. This prints the ensemble free energy  $dG = -kT \ln(Z)$ .

**-a, --all\_pf[=INT]**

Compute the partition function and free energies not only for the complex formed by the input sequences (the “ABC... mutimer”), but also of all complexes formed by the input sequences up to the number of input sequences, e.g. AAA, AAB, ABB, BBB, etc.

(*default="1"*)

The output will contain the free energies for each of these species. Using `-a` automatically switches on the `-p` option.

**-c, --concentrations**

In addition to everything listed under the `-a` option, read in initial monomer concentrations and compute the expected equilibrium concentrations of all possible species (A, B, AA, BB, AB, etc).

(*default=off*)

Start concentrations are read from stdin (unless the `-f` option is used) in [mol/l], equilibrium concentrations are given relative to the sum of the inputs. An arbitrary number of initial concentrations can be specified (one tuple of concentrations per line).

**-f, --concfile=filename**

Specify a file with initial concentrations for the input sequences.

The table consists of arbitrary many lines with multiple numbers separated by whitespace (the concentration of the input sequences A, B, C, etc.). This option will automatically toggle the `-c` (and thus `-a` and `-p`) options (see above).

**--absolute-concentrations** Report absolute instead of relative concentrations  
(*default=off*)

**--betaScale=DOUBLE**  
Set the scaling of the Boltzmann factors. (*default="1."*)

The argument provided with this option is used to scale the thermodynamic temperature in the Boltzmann factors independently from the temperature of the individual loop energy contributions. The Boltzmann factors then become  $\exp(-dG/(kT*\betaScale))$  where  $k$  is the Boltzmann constant,  $dG$  the free energy contribution of the state and  $T$  the absolute temperature.

**-S, --pfScale=DOUBLE**

In the calculation of the pf use  $scale*mfe$  as an estimate for the ensemble free energy (used to avoid overflows).

(*default="1.07"*)

The default is 1.07, useful values are 1.0 to 1.2. Occasionally needed for long sequences.

**--bppmThreshold=cutoff**

Set the threshold/cutoff for base pair probabilities included in the postscript output.

(*default="1e-5"*)

By setting the threshold the base pair probabilities that are included in the output can be varied. By default only those exceeding  $1e-5$  in probability will be shown as squares in the dot plot. Changing the threshold to any other value allows for increase or decrease of data.

**-g, --gquad**

Incorporate G-Quadruplex formation into the structure prediction algorithm.

(*default=off*)

Note, only intramolecular G-quadruplexes are considered.

### Structure Constraints:

Command line options to interact with the structure constraints feature of this program

**--maxBPspan=INT**

Set the maximum base pair span.

(*default="-1"*)

**--commands=filename**

Read additional commands from file

Commands include hard and soft constraints, but also structure motifs in hairpin and interior loops that need to be treated differently. Furthermore, commands can be set for unstructured and structured domains.

### Energy Parameters:

Energy parameter sets can be adapted or loaded from user-provided input files

**-T, --temp=DOUBLE**

Rescale energy parameters to a temperature of temp C. Default is 37C.

(*default="37.0"*)

**-P, --paramFile=paramfile**

Read energy parameters from paramfile, instead of using the default parameter set.

Different sets of energy parameters for RNA and DNA should accompany your distribution. See the RNAlib documentation for details on the file format. The placeholder file name DNA can be used to load DNA parameters without the need to actually specify any input file.

**-4, --noTetra**

Do not include special tabulated stabilizing energies for tri-, tetra- and hexaloop hairpins.

*(default=off)*

Mostly for testing.

**--salt=DOUBLE**

Set salt concentration in molar (M). Default is 1.021M.

**Model Details:**

Tweak the energy model and pairing rules additionally using the following parameters

**-d, --dangles=INT**

How to treat “dangling end” energies for bases adjacent to helices in free ends and multi-loops.

*(default="2")*

With -d1 only unpaired bases can participate in at most one dangling end. With -d2 this check is ignored, dangling energies will be added for the bases adjacent to a helix on both sides in any case; this is the default for mfe and partition function folding (-p). The option -d0 ignores dangling ends altogether (mostly for debugging). With -d3 mfe folding will allow coaxial stacking of adjacent helices in multi-loops. At the moment the implementation will not allow coaxial stacking of the two interior pairs in a loop of degree 3 and works only for mfe folding.

Note that with -d1 and -d3 only the MFE computations will be using this setting while partition function uses -d2 setting, i.e. dangling ends will be treated differently.

**--noLP**

Produce structures without lonely pairs (helices of length 1).

*(default=off)*

For partition function folding this only disallows pairs that can only occur isolated. Other pairs may still occasionally occur as helices of length 1.

**--noGU**

Do not allow GU pairs.

*(default=off)*

**--noClosingGU**

Do not allow GU pairs at the end of helices.

*(default=off)*

**--nsp=STRING**

Allow other pairs in addition to the usual AU,GC,and GU pairs.

Its argument is a comma separated list of additionally allowed pairs. If the first character is a “-” then AB will imply that AB and BA are allowed pairs, e.g. --nsp="-GA" will allow GA and AG pairs. Nonstandard pairs are given 0 stacking energy.

**-e, --energyModel=INT**

Set energy model.

Rarely used option to fold sequences from the artificial ABCD... alphabet, where A pairs B, C-D etc. Use the energy parameters for GC (-e 1) or AU (-e 2) pairs.



**--helical-rise=FLOAT**

Set the helical rise of the helix in units of Angstrom.

(*default="2.8"*)

Use with caution! This value will be re-set automatically to 3.4 in case DNA parameters are loaded via *-P* DNA and no further value is provided.

**--backbone-length=FLOAT**

Set the average backbone length for looped regions in units of Angstrom.

(*default="6.0"*)

Use with caution! This value will be re-set automatically to 6.76 in case DNA parameters are loaded via *-P* DNA and no further value is provided.

**4.14.3 REFERENCES**

*If you use this program in your work you might want to cite:*

R. Lorenz, S.H. Bernhart, C. Hoener zu Siederdisen, H. Tafer, C. Flamm, P.F. Stadler and I.L. Hofacker (2011), "ViennaRNA Package 2.0", Algorithms for Molecular Biology: 6:26

I.L. Hofacker, W. Fontana, P.F. Stadler, S. Bonhoeffer, M. Tacker, P. Schuster (1994), "Fast Folding and Comparison of RNA Secondary Structures", Monatshefte f. Chemie: 125, pp 167-188

R. Lorenz, I.L. Hofacker, P.F. Stadler (2016), "RNA folding with hard and soft constraints", Algorithms for Molecular Biology 11:1 pp 1-13

*The energy parameters are taken from:*

D.H. Mathews, M.D. Disney, D. Matthew, J.L. Childs, S.J. Schroeder, J. Susan, M. Zuker, D.H. Turner (2004), "Incorporating chemical modification constraints into a dynamic programming algorithm for prediction of RNA secondary structure", Proc. Natl. Acad. Sci. USA: 101, pp 7287-7292

D.H. Turner, D.H. Mathews (2009), "NNDB: The nearest neighbor parameter database for predicting stability of nucleic acid secondary structure", Nucleic Acids Research: 38, pp 280-282

**4.14.4 REPORTING BUGS**

If in doubt our program is right, nature is at fault. Comments should be sent to [rna@tbi.univie.ac.at](mailto:rna@tbi.univie.ac.at).

**4.15 RNApaln**

**RNApaln** - manual page for RNApaln 2.6.4

**4.15.1 Synopsis**

RNApaln [OPTION]...
---------------------

## 4.15.2 DESCRIPTION

RNApaln 2.6.4

RNA alignment based on sequence base pairing propensities

Uses string-alignment techniques to perform fast pairwise structural alignments of RNAs. Similar to RNApdist secondary structure is incorporated in an approximate manner by computing base pair probabilities, which are then reduced to a vector holding the probability that a base is paired upstream, downstream, or remains unpaired. Such pair propensity vectors can then be compared using standard alignment algorithms. In contrast to RNApdist, RNApaln performs similarity (instead of distance) alignments, considers both sequence and structure information, and uses affine (rather than linear) gap costs. RNApaln can perform semi-local alignments by using free end gaps, a true local alignment mode is planned.

The same approach has since been used in the StraL program from Gerhard Steeger's group. Since StraL has optimized parameters and a multiple alignment mode, it be be currently the better option.

**-h, --help**

Print help and exit

**--detailed-help**

Print help, including all details and hidden options, and exit

**--full-help**

Print help, including hidden options, and exit

**-V, --version**

Print version and exit

### I/O Options:

Command line options for input and output (pre-)processing

**-B, --printAlignment[=filename]**

Print an "alignment" with gaps of the

### profiles

The aligned structures are written to filename, if specified Otherwise output is written to stdout, unless the **-Xm** option is set in which case "backtrack.file" is used.

(*default="stdout"*)

The following symbols are used:

(

) essentially upstream (downstream) paired bases

{

} weakly upstream (downstream) paired bases

|

strongly paired bases without preference

,

weakly paired bases without preference

.

essentially unpaired bases.

**--noconv**

Do not automatically substitute nucleotide "T" with "U".

(*default=off*)

**Algorithms:**

Select additional algorithms which should be included in the calculations.

**-X, --mode=pmfc**

Set the alignment mode to be used.

The alignment mode is passed as a single character value. The following options are available: p - Compare the structures pairwise, that is first with 2nd, third with 4th etc. This is the default.

**``m``**

- Calculate the distance matrix between all structures. The output is formatted as a lower triangle matrix.

f - Compare each structure to the first one.

c - Compare continuously, that is i-th with (i+1)th structure.

**--gapo=open**

Set the gap open penalty

**--gape=ext**

Set the gap extension penalty

**--seqw=w**

Set the weight of sequence (compared to structure) in the scoring function.

**--endgaps**

Use free end-gaps

*(default=off)*

**Energy Parameters:**

Energy parameter sets can be adapted or loaded from user-provided input files

**-T, --temp=DOUBLE**

Rescale energy parameters to a temperature of temp C. Default is 37C.

*(default="37.0")*

**-P, --paramFile=paramfile**

Read energy parameters from paramfile, instead of using the default parameter set.

Different sets of energy parameters for RNA and DNA should accompany your distribution. See the RNAlib documentation for details on the file format. When passing the placeholder file name "DNA", DNA parameters are loaded without the need to actually specify any input file.

**-4, --noTetra**

Do not include special tabulated stabilizing energies for tri-, tetra- and hexaloop hairpins.

*(default=off)*

Mostly for testing.

**--salt=DOUBLE**

Set salt concentration in molar (M). Default is 1.021M.

**Model Details:**

Tweak the energy model and pairing rules additionally using the following parameters

**-d, --dangles=INT**

How to treat “dangling end” energies for bases adjacent to helices in free ends and multi-loops.

(*default*=“2”)

With -d1 only unpaired bases can participate in at most one dangling end. With -d2 this check is ignored, dangling energies will be added for the bases adjacent to a helix on both sides in any case; this is the default for mfe and partition function folding (-p). The option -d0 ignores dangling ends altogether (mostly for debugging). With -d3 mfe folding will allow coaxial stacking of adjacent helices in multi-loops. At the moment the implementation will not allow coaxial stacking of the two interior pairs in a loop of degree 3 and works only for mfe folding.

Note that with -d1 and -d3 only the MFE computations will be using this setting while partition function uses -d2 setting, i.e. dangling ends will be treated differently.

**--noLP**

Produce structures without lonely pairs (helices of length 1).

(*default*=off)

For partition function folding this only disallows pairs that can only occur isolated. Other pairs may still occasionally occur as helices of length 1.

**--noGU**

Do not allow GU pairs.

(*default*=off)

**--noClosingGU**

Do not allow GU pairs at the end of helices.

(*default*=off)

**--nsp=STRING**

Allow other pairs in addition to the usual AU,GC,and GU pairs.

Its argument is a comma separated list of additionally allowed pairs. If the first character is a “-” then AB will imply that AB and BA are allowed pairs. e.g. RNAfold -nsp -GA will allow GA and AG pairs. Nonstandard pairs are given 0 stacking energy.

**-e, --energyModel=INT**

Set energy model.

Rarely used option to fold sequences from the artificial ABCD... alphabet, where A pairs B, C-D etc. Use the energy parameters for GC (-e 1) or AU (-e 2) pairs.

**--helical-rise=FLOAT**

Set the helical rise of the helix in units of Angstrom.

(*default*=“2.8”)

Use with caution! This value will be re-set automatically to 3.4 in case DNA parameters are loaded via -P DNA and no further value is provided.

**--backbone-length=FLOAT**

Set the average backbone length for looped regions in units of Angstrom.

(*default*=“6.0”)

Use with caution! This value will be re-set automatically to 6.76 in case DNA parameters are loaded via -P DNA and no further value is provided.

### 4.15.3 REFERENCES

*If you use this program in your work you might want to cite:*

R. Lorenz, S.H. Bernhart, C. Hoener zu Siederdisen, H. Tafer, C. Flamm, P.F. Stadler and I.L. Hofacker (2011), “ViennaRNA Package 2.0”, *Algorithms for Molecular Biology*: 6:26

I.L. Hofacker, W. Fontana, P.F. Stadler, S. Bonhoeffer, M. Tacker, P. Schuster (1994), “Fast Folding and Comparison of RNA Secondary Structures”, *Monatshefte f. Chemie*: 125, pp 167-188

R. Lorenz, I.L. Hofacker, P.F. Stadler (2016), “RNA folding with hard and soft constraints”, *Algorithms for Molecular Biology* 11:1 pp 1-13

Bonhoeffer S, McCaskill J S, Stadler P F, Schuster P (1993), “RNA multi-structure landscapes”, *Euro Biophys J*: 22, pp 13-24

*The energy parameters are taken from:*

D.H. Mathews, M.D. Disney, D. Matthew, J.L. Childs, S.J. Schroeder, J. Susan, M. Zuker, D.H. Turner (2004), “Incorporating chemical modification constraints into a dynamic programming algorithm for prediction of RNA secondary structure”, *Proc. Natl. Acad. Sci. USA*: 101, pp 7287-7292

D.H. Turner, D.H. Mathews (2009), “NNDB: The nearest neighbor parameter database for predicting stability of nucleic acid secondary structure”, *Nucleic Acids Research*: 38, pp 280-282

### 4.15.4 AUTHOR

Peter F Stadler, Ivo L Hofacker, Sebastian Bonhoeffer

### 4.15.5 REPORTING BUGS

If in doubt our program is right, nature is at fault. Comments should be sent to [rna@tbi.univie.ac.at](mailto:rna@tbi.univie.ac.at).

## 4.16 RNAParconv

**RNAParconv** - manual page for RNAParconv 2.6.4

### 4.16.1 Synopsis

```
RNAParconv [options] [<input file>] [<output file>]
```

### 4.16.2 DESCRIPTION

RNAParconv 2.6.4

Convert energy parameter files from ViennaRNA 1.8.4 to 2.0 format

Converts energy parameter files from “old” ViennaRNAPackage 1.8.4 format to the new format used since ViennaRNAPackage 2.0. The Program reads a valid energy parameter file or valid energy parameters from stdin and prints the converted energy parameters to stdout or a specified output file. Per default, the converted output file contains the whole set of energy parameters used throughout ViennaRNAPackage 1.8.4. The user can specify sets of energy parameters that should not be included in the output.

**-h, --help**

Print help and exit

**--full-help**

Print help, including hidden options, and exit

**-V, --version**

Print version and exit

**I/O Options:**

Command line options for input and output (pre-)processing

**-i, --input=filename**

Specify an input file name. If argument is missing the energy parameter input can be supplied via stdin.

**-o, --output=filename**

Specify an output file name. If argument is missing the converted energy parameters are printed to stdout.

**--vanilla**

Print just as much as needed to represent the given energy parameters data set. This option overrides all other output settings!

*(default=off)*

**--dump**

Just dump Vienna 1.8.4 energy parameters in format used since 2.0. This option skips any energy parameter input!

*(default=off)*

**--silent**

Print just energy parameters and appropriate comment lines but suppress all other output

*(default=off)*

**--without-HairpinE**

Do not print converted hairpin energies and enthalpies

*(default=off)*

**--without-StackE**

Do not print converted stacking energies and enthalpies

*(default=off)*

**--without-IntE**

Do not print converted interior loop energies, enthalpies and asymetry factors

*(default=off)*

**--without-BulgeE**

Do not print converted bulge loop energies and enthalpies

*(default=off)*

**--without-MultiE**

Do not print converted multi loop energies and enthalpies

*(default=off)*

**--without-MismatchE**

Do not print converted exterior loop mismatch energies and enthalpies

*(default=off)*

**--without-MismatchH**

Do not print converted hairpin mismatch energies and enthalpies

*(default=off)*

**--without-MismatchI**

Do not print converted interior loop mismatch energies and enthalpies

*(default=off)*

**--without-MismatchM**

Do not print converted multi loop mismatch energies and enthalpies

*(default=off)*

**--without-Dangle5**

Do not print converted 5' dangle energies and enthalpies

*(default=off)*

**--without-Dangle3**

Do not print converted 3' dangle energies and enthalpies

*(default=off)*

**--without-Misc**

Do not print converted Misc energies and enthalpies (TerminalAU, DuplexInit, lxc)

*(default=off)*

**4.16.3 REFERENCES**

*If you use this program in your work you might want to cite:*

R. Lorenz, S.H. Bernhart, C. Hoener zu Siederdisen, H. Tafer, C. Flamm, P.F. Stadler and I.L. Hofacker (2011), "ViennaRNA Package 2.0", Algorithms for Molecular Biology: 6:26

I.L. Hofacker, W. Fontana, P.F. Stadler, S. Bonhoeffer, M. Tacker, P. Schuster (1994), "Fast Folding and Comparison of RNA Secondary Structures", Monatshefte f. Chemie: 125, pp 167-188

R. Lorenz, I.L. Hofacker, P.F. Stadler (2016), "RNA folding with hard and soft constraints", Algorithms for Molecular Biology 11:1 pp 1-13

*The energy parameters are taken from:*

D.H. Mathews, M.D. Disney, D. Matthew, J.L. Childs, S.J. Schroeder, J. Susan, M. Zuker, D.H. Turner (2004), "Incorporating chemical modification constraints into a dynamic programming algorithm for prediction of RNA secondary structure", Proc. Natl. Acad. Sci. USA: 101, pp 7287-7292

D.H. Turner, D.H. Mathews (2009), "NNDB: The nearest neighbor parameter database for predicting stability of nucleic acid secondary structure", Nucleic Acids Research: 38, pp 280-282

**4.16.4 AUTHOR**

Ronny Lorenz

## 4.16.5 REPORTING BUGS

If in doubt our program is right, nature is at fault. Comments should be sent to [rna@tbi.univie.ac.at](mailto:rna@tbi.univie.ac.at).

## 4.17 RNApdist

**RNApdist** - manual page for RNApdist 2.6.4

### 4.17.1 Synopsis

`RNApdist [OPTION]...`

### 4.17.2 DESCRIPTION

RNApdist 2.6.4

Calculate distances between thermodynamic RNA secondary structures ensembles

This program reads RNA sequences from stdin and calculates structure distances between the thermodynamic ensembles of their secondary structures.

To do this the partition function and matrix of base pairing probabilities is computed for each sequence. The probability matrix is then condensed into a vector holding for each base the probabilities of being unpaired, paired upstream, or paired downstream, respectively. These profiles are compared by a standard alignment algorithm.

The base pair probabilities are also saved as postscript “dot plots” (as in RNAfold) in the files “name\_dp.ps”, where name is the name of the sequence, or a number if unnamed.

**-h, --help**

Print help and exit

**--detailed-help**

Print help, including all details and hidden options, and exit

**--full-help**

Print help, including hidden options, and exit

**-V, --version**

Print version and exit

#### I/O Options:

Command line options for input and output (pre-)processing

**--noconv**

Do not automatically substitute nucleotide “T” with “U”.

*(default=off)*



**Algorithms:**

Select additional algorithms which should be included in the calculations.

**-X, --compare=p|m|f|c**

Specify the comparison directive. (*default="p"*)

Possible arguments for this option are: **-Xp** compare the structures pairwise (p), i.e. first with 2nd, third with 4th etc. **-Xm** calculate the distance matrix between all structures. The output is formatted as a lower triangle matrix. **-Xf** compare each structure to the first one. **-Xc** compare continuously, that is i-th with (i+1)th structure.

**-B, --backtrack[=<filename>]**

Print an "alignment" with gaps of the profiles. The aligned structures are written to <filename>, if specified. (*default="none"*)

Within the profile output, the following symbols will be used:

**O**

essentially upstream (downstream) paired bases

**{}**

weakly upstream (downstream) paired bases

**|**

strongly paired bases without preference

**,**

weakly paired bases without preference

**.**

essentially unpaired bases.

If <filename> is not specified, the output is written to stdout, unless the **"-Xm"** option is set in which case **"backtrack.file"** is used.

**Energy Parameters:**

Energy parameter sets can be adapted or loaded from user-provided input files

**-T, --temp=DOUBLE**

Rescale energy parameters to a temperature of temp C. Default is 37C.

(*default="37.0"*)

**-P, --paramFile=paramfile**

Read energy parameters from paramfile, instead of using the default parameter set.

Different sets of energy parameters for RNA and DNA should accompany your distribution. See the RNAlib documentation for details on the file format. When passing the placeholder file name **"DNA"**, DNA parameters are loaded without the need to actually specify any input file.

**-4, --noTetra**

Do not include special tabulated stabilizing energies for tri-, tetra- and hexaloop hairpins.

(*default=off*)

Mostly for testing.

**--salt=DOUBLE**

Set salt concentration in molar (M). Default is 1.021M.

**Model Details:**

Tweak the energy model and pairing rules additionally using the following parameters

**-d, --dangles=INT**

set energy model for treatment of dangling bases.

(possible values="0", "2" default="2")

**--noLP**

Produce structures without lonely pairs (helices of length 1).

(*default=off*)

For partition function folding this only disallows pairs that can only occur isolated. Other pairs may still occasionally occur as helices of length 1.

**--noGU**

Do not allow GU pairs.

(*default=off*)

**--noClosingGU**

Do not allow GU pairs at the end of helices.

(*default=off*)

**--nsp=STRING**

Allow other pairs in addition to the usual AU,GC,and GU pairs.

Its argument is a comma separated list of additionally allowed pairs. If the first character is a "-" then AB will imply that AB and BA are allowed pairs. e.g. RNAfold -nsp -GA will allow GA and AG pairs. Nonstandard pairs are given 0 stacking energy.

**-e, --energyModel=INT**

Set energy model.

Rarely used option to fold sequences from the artificial ABCD... alphabet, where A pairs B, C-D etc. Use the energy parameters for GC (-e 1) or AU (-e 2) pairs.

**--helical-rise=FLOAT**

Set the helical rise of the helix in units of Angstrom.

(*default="2.8"*)

Use with caution! This value will be re-set automatically to 3.4 in case DNA parameters are loaded via -P DNA and no further value is provided.

**--backbone-length=FLOAT**

Set the average backbone length for looped regions in units of Angstrom.

(*default="6.0"*)

Use with caution! This value will be re-set automatically to 6.76 in case DNA parameters are loaded via -P DNA and no further value is provided.

### 4.17.3 REFERENCES

*If you use this program in your work you might want to cite:*

R. Lorenz, S.H. Bernhart, C. Hoener zu Siederdisen, H. Tafer, C. Flamm, P.F. Stadler and I.L. Hofacker (2011), “ViennaRNA Package 2.0”, Algorithms for Molecular Biology: 6:26

I.L. Hofacker, W. Fontana, P.F. Stadler, S. Bonhoeffer, M. Tacker, P. Schuster (1994), “Fast Folding and Comparison of RNA Secondary Structures”, Monatshefte f. Chemie: 125, pp 167-188

R. Lorenz, I.L. Hofacker, P.F. Stadler (2016), “RNA folding with hard and soft constraints”, Algorithms for Molecular Biology 11:1 pp 1-13

S. Bonhoeffer, J.S. McCaskill, P.F. Stadler, P. Schuster (1993), “RNA multi-structure landscapes”, Euro Biophys J:22, pp 13-24

*The energy parameters are taken from:*

D.H. Mathews, M.D. Disney, D. Matthew, J.L. Childs, S.J. Schroeder, J. Susan, M. Zuker, D.H. Turner (2004), “Incorporating chemical modification constraints into a dynamic programming algorithm for prediction of RNA secondary structure”, Proc. Natl. Acad. Sci. USA: 101, pp 7287-7292

D.H. Turner, D.H. Mathews (2009), “NNDB: The nearest neighbor parameter database for predicting stability of nucleic acid secondary structure”, Nucleic Acids Research: 38, pp 280-282

### 4.17.4 AUTHOR

Peter F Stadler, Ivo L Hofacker, Sebastian Bonhoeffer.

### 4.17.5 REPORTING BUGS

If in doubt our program is right, nature is at fault. Comments should be sent to [rna@tbi.univie.ac.at](mailto:rna@tbi.univie.ac.at).

## 4.18 RNAPKplex

**RNAPKplex** - manual page for RNAPKplex 2.6.4

### 4.18.1 Synopsis

RNAPKplex [OPTION]...

### 4.18.2 DESCRIPTION

RNAPKplex 2.6.4

predicts RNA secondary structures including pseudoknots

Computes RNA secondary structures by first making two sequence intervals accessible and unpaired using the algorithm of RNAplfold and then calculating the energy of the interaction of those two intervals. The algorithm uses  $O(n^2 \cdot w^4)$  CPU time and  $O(n \cdot w^2)$  memory space. The algorithm furthermore always considers dangle=2 model.

It also produces a PostScript file with a plot of the pseudoknot-free secondary structure graph, in which the bases forming the pseudoknot are marked red.

Sequences are read in a simple text format where each sequence occupies a single line. Each sequence may be preceded by a line of the form .. code:

```
> name
```

to assign a name to the sequence. If a name is given in the input, the PostScript file “name.ps” is produced for the structure graph. Otherwise the file name defaults to PKplex.ps. Existing files of the same name will be overwritten. The input format is similar to fasta except that even long sequences may not be interrupted by line breaks, and the header lines are optional. The program will continue to read new sequences until a line consisting of the single character @ or an end of file condition is encountered.

**-h, --help**

Print help and exit

**--detailed-help**

Print help, including all details and hidden options, and exit

**--full-help**

Print help, including hidden options, and exit

**-V, --version**

Print version and exit

**-v, --verbose**

Be verbose.

*(default=off)*

**I/O Options:**

Command line options for input and output (pre-)processing

**--noconv**

Do not automatically substitute nucleotide “T” with “U”.

*(default=off)*

**Algorithms:**

Select additional algorithms which should be included in the calculations.

**-c, --cutoff=FLOAT**

Report only base pairs with an average probability > cutoff in the dot plot.

*(default="0.01")*

**-e, --energyCutoff=DOUBLE**

Energy cutoff or pseudoknot initiation cost. Minimum energy gain of a pseudoknot interaction for it to be returned. Pseudoknots with smaller energy gains are rejected.

*(default="-8.10")*

**-s, --subopts=DOUBLE**

print suboptimal structures whose energy difference of the pseudoknot to the optimum pseudoknot is smaller than the given value.

*(default="0.0")*

NOTE: The final energy of a structure is calculated as the sum of the pseudoknot interaction energy, the penalty for initiating a pseudoknot and the energy of the pseudoknot-free part of the structure. The **-s** option only takes the pseudoknot interaction energy into account, so the final energy differences may be bigger than the specified value (*default=0.*).

**Energy Parameters:**

Energy parameter sets can be adapted or loaded from user-provided input files

**-T, --temp=DOUBLE**

Rescale energy parameters to a temperature of temp C. Default is 37C.

*(default="37.0")*

**-P, --paramFile=paramfile**

Read energy parameters from paramfile, instead of using the default parameter set.

Different sets of energy parameters for RNA and DNA should accompany your distribution. See the RNAlib documentation for details on the file format. The placeholder file name DNA can be used to load DNA parameters without the need to actually specify any input file.

**-4, --noTetra**

Do not include special tabulated stabilizing energies for tri-, tetra- and hexaloop hairpins.

*(default=off)*

Mostly for testing.

**--salt=DOUBLE**

Set salt concentration in molar (M). Default is 1.021M.

**Model Details:**

Tweak the energy model and pairing rules additionally using the following parameters

**--noLP**

Produce structures without lonely pairs (helices of length 1).

*(default=off)*

For partition function folding this only disallows pairs that can only occur isolated. Other pairs may still occasionally occur as helices of length 1.

**--noGU**

Do not allow GU pairs.

*(default=off)*

**--noClosingGU**

Do not allow GU pairs at the end of helices.

*(default=off)*

**--nsp=STRING**

Allow other pairs in addition to the usual AU,GC,and GU pairs.

Its argument is a comma separated list of additionally allowed pairs. If the first character is a "-" then AB will imply that AB and BA are allowed pairs, e.g. --nsp="-GA" will allow GA and AG pairs. Nonstandard pairs are given 0 stacking energy.

**--helical-rise=FLOAT**

Set the helical rise of the helix in units of Angstrom.

*(default="2.8")*

Use with caution! This value will be re-set automatically to 3.4 in case DNA parameters are loaded via *-P* DNA and no further value is provided.

**--backbone-length=FLOAT**

Set the average backbone length for looped regions in units of Angstrom.

(default="6.0")

Use with caution! This value will be re-set automatically to 6.76 in case DNA parameters are loaded via *-P* DNA and no further value is provided.

### 4.18.3 REFERENCES

*If you use this program in your work you might want to cite:*

R. Lorenz, S.H. Bernhart, C. Hoener zu Siederdisen, H. Tafer, C. Flamm, P.F. Stadler and I.L. Hofacker (2011), "ViennaRNA Package 2.0", Algorithms for Molecular Biology: 6:26

I.L. Hofacker, W. Fontana, P.F. Stadler, S. Bonhoeffer, M. Tacker, P. Schuster (1994), "Fast Folding and Comparison of RNA Secondary Structures", Monatshefte f. Chemie: 125, pp 167-188

R. Lorenz, I.L. Hofacker, P.F. Stadler (2016), "RNA folding with hard and soft constraints", Algorithms for Molecular Biology 11:1 pp 1-13

*The energy parameters are taken from:*

D.H. Mathews, M.D. Disney, D. Matthew, J.L. Childs, S.J. Schroeder, J. Susan, M. Zuker, D.H. Turner (2004), "Incorporating chemical modification constraints into a dynamic programming algorithm for prediction of RNA secondary structure", Proc. Natl. Acad. Sci. USA: 101, pp 7287-7292

D.H. Turner, D.H. Mathews (2009), "NNDB: The nearest neighbor parameter database for predicting stability of nucleic acid secondary structure", Nucleic Acids Research: 38, pp 280-282

### 4.18.4 AUTHOR

Wolfgang Beyer

### 4.18.5 REPORTING BUGS

If in doubt our program is right, nature is at fault. Comments should be sent to [rna@tbi.univie.ac.at](mailto:rna@tbi.univie.ac.at).

## 4.19 RNAplex

**RNAplex** - manual page for RNAplex 2.6.4

### 4.19.1 Synopsis

RNAplex [options]
-------------------

## 4.19.2 DESCRIPTION

RNAplex 2.6.4

Find targets of a query RNA

reads two RNA sequences from stdin or <filename> and computes optimal and suboptimal secondary structures for their hybridization. The calculation is simplified by allowing only inter-molecular base pairs. Accessibility effects can be estimated by RNAplex if a RNAplfold accessibility profile is provided. The computed optimal and suboptimal structure are written to stdout, one structure per line. Each line consist of: The structure in dot bracket format with a “&” separating the two strands. The range of the structure in the two sequences in the format “from,to : from,to”; the energy of duplex structure in kcal/mol. The format is especially useful for computing the hybrid structure between a small probe sequence and a long target sequence.

**-h, --help**

Print help and exit

**--detailed-help**

Print help, including all details and hidden options, and exit

**--full-help**

Print help, including hidden options, and exit

**--version**

Print version and exit

### I/O Options:

Command line options for input and output (pre-)processing

**-q, --query=STRING**

File containing the query sequence.

Input sequences can be given piped to RNAplex or given in a query file with the *-q* option. Note that the *-q* option implies that the *-t* option is also used

**-t, --target=STRING**

File containing the target sequence.

Input sequences can be given piped to RNAplex or given in a target file with the *-t* option. Note that the *-t* option implies that the *-q* option is also used

**-a, --accessibility-dir=STRING**

Location of the accessibility profiles.

This option switches the accessibility modes on and indicates in which directory accessibility profiles as generated by RNAplfold can be found

**-b, --binary**

Allow the reading and parsing of memory dumped opening energy file

*(default=off)*

The *-b* option allows one to read and process opening energy files which are saved in binary format

This can reduce by a factor of 500x-1000x the time needed to process those

files. RNAplex recognizes the corresponding opening energy files by looking for files named after the sequence and containing the suffix *\_openen\_bin*. Please look at the man page of RNAplfold if you need more information on how to produce binary opening energy files.

**Algorithms:**

Options which alter the computing behaviour of RNAplex.

**-l, --interaction-length=INT**

Maximal length of an interaction (*default="40"*)

Maximal allowed length of an interaction

**-c, --extension-cost=INT**

Cost to add to each nucleotide in a duplex (*default="0"*)

Cost of extending a duplex by one nucleotide. Allows one to find compact duplexes, having few/small bulges or interior loops Only useful when no accessibility profiles are available. This option is disabled if accessibility profiles are used (*-a* option)

**-p, --probe-mode**

Compute Tm for probes (*default=off*)

Use this option if you want to compute the melting temperature of your probes

**-Q, --probe-concentration=DOUBLE**

Set the probe concentration for the Tm

computation

(*default="0.1"*)

**-N, --na-concentration=DOUBLE** Set the Na<sup>+</sup> concentration for the Tm

computation.

(*default="1.0"*)

**-M, --mg-concentration=DOUBLE** Set the Mg<sup>2+</sup> concentration for the Tm

computation.

(*default="1.0"*)

**-K, --k-concentration=DOUBLE**

Set the K<sup>+</sup> concentration for the Tm computation.

(*default="1.0"*)

**-U, --tris-concentration=DOUBLE**

Set the tris<sup>+</sup> concentration for the Tm

computation.

(*default="1.0"*)

**-f, --fast-folding=INT**

Speedup of the target search (*default="0"*)

This option allows one to decide if the backtracking has to be done (*-f 0*, *-f 2*) or not (*-f 1*). For *-f 0* the structure is computed based on the standard energy model. This is the slowest and most precise mode of RNAplex. With *-f 2*, the structure is computed based on the approximated plex model. If a lot of targets are returned this can greatly improve the runtime of RNAplex. *-f 1* is the fastest mode, as no structure are recomputed

**-V, --scale-accessibility=DOUBLE**

Rescale all opening energy by a factor V

(*default="1.0"*)

Scale-factor for the accessibility. If V is set to 1 then the scaling has no effect on the accessibility.



**-A, --alignment-mode**

Tells RNAPlex to compute interactions based on alignments

(*default=off*)

If the A option is set RNAPlex expects clustalw files as input for the *-q* and *-t* option.

**-k, --convert-to-bin**

If set, RNAPlex will convert all opening energy file in a directory set by the *-a* option into binary opening energy files

(*default=off*)

RNAPlex can be used to convert existing text formatted opening energy files into binary formatted files. In this mode RNAPlex does not compute interactions.

**-z, --duplex-distance=INT**

Distance between target 3' ends of two consecutive duplexes

(*default="0"*)

Distance between the target 3'ends of two consecutive duplexes. Should be set to the maximal length of interaction to get good results

Smaller z leads to larger overlaps between consecutive duplexes.

**-e, --energy-threshold=DOUBLE** Minimal energy for a duplex to be returned

(*default="-100000"*)

Energy threshold for a duplex to be returned. The threshold is set on the total energy of interaction, i.e. the hybridization energy corrected for opening energy if *-a* is set or the energy corrected by *-c*. If unset, only the mfe will be returned

**-L, --WindowLength=INT**

Tells how large the region around the target site should be for redrawing the alignment interaction

(*default="1"*)

This option allows one to specify how large the region surrounding the target site should be set when generating the alignment figure of the interaction

**Structure Constraints:**

Command line options to interact with the structure constraints feature of this program

**-C, --constraint**

Calculate structures subject to constraints. (*default=off*)

The program reads first the sequence, then a string containing constraints on the structure for the query sequence encoded with the symbols: . (no constraint for this base) | (the corresponding base has to be paired)

**Energy Parameters:**

Energy parameter sets can be adapted or loaded from user-provided input files

**-T, --temp=DOUBLE**

Rescale energy parameters to a temperature of temp C. Default is 37C.

(*default="37.0"*)

**-P, --paramFile=paramfile**

Read energy parameters from paramfile, instead of using the default parameter set.

Different sets of energy parameters for RNA and DNA should accompany your distribution. See the RNAlib documentation for details on the file format. When passing the placeholder file name “DNA”, DNA parameters are loaded without the need to actually specify any input file.

**-4, --noTetra**

Do not include special tabulated stabilizing energies for tri-, tetra- and hexaloop hairpins.

*(default=off)*

Mostly for testing.

**--salt=DOUBLE**

Set salt concentration in molar (M). Default is 1.021M.

**--saltInit=DOUBLE**

Provide salt correction for duplex initialization (in kcal/mol).

**Model Details:**

Tweak the energy model and pairing rules additionally using the following parameters

**--helical-rise=FLOAT**

Set the helical rise of the helix in units of Angstrom.

*(default="2.8")*

Use with caution! This value will be re-set automatically to 3.4 in case DNA parameters are loaded via *-P* DNA and no further value is provided.

**--backbone-length=FLOAT**

Set the average backbone length for looped regions in units of Angstrom.

*(default="6.0")*

Use with caution! This value will be re-set automatically to 6.76 in case DNA parameters are loaded via *-P* DNA and no further value is provided.

**Plotting:**

Command line options for changing the default behavior of structure layout and pairing probability plots

**-I, --produce-ps=STRING**

Draw an alignment annotated interaction from RNAplex.

This option allows one to produce interaction figures in PS-format a la RNAalifold, where base-pair conservation is represented in color-coded format. In this mode no interaction are computed, but the *-I* option indicates the location of the file containing interactions between two RNA (alignments/sequence) from a previous run. If the *-A* option is not set a structure figure a la RNAfold with color-coded annotation of the accessibilities is returned

### 4.19.3 REFERENCES

*If you use this program in your work you might want to cite:*

R. Lorenz, S.H. Bernhart, C. Hoener zu Siederdisen, H. Tafer, C. Flamm, P.F. Stadler and I.L. Hofacker (2011), “ViennaRNA Package 2.0”, *Algorithms for Molecular Biology*: 6:26

I.L. Hofacker, W. Fontana, P.F. Stadler, S. Bonhoeffer, M. Tacker, P. Schuster (1994), “Fast Folding and Comparison of RNA Secondary Structures”, *Monatshefte f. Chemie*: 125, pp 167-188

R. Lorenz, I.L. Hofacker, P.F. Stadler (2016), “RNA folding with hard and soft constraints”, *Algorithms for Molecular Biology* 11:1 pp 1-13

The calculation of duplex structure is based on dynamic programming algorithm originally developed by Rehmsmeier and in parallel by Hofacker.

H. Tafer and I.L. Hofacker (2008), “RNAPlex: a fast tool for RNA-RNA interaction search.”, *Bioinformatics*: 24(22), pp 2657-2663

S. Bonhoeffer, J.S. McCaskill, P.F. Stadler, P. Schuster (1993), “RNA multi-structure landscapes”, *Euro Biophys J*: 22, pp 13-24

*The energy parameters are taken from:*

D.H. Mathews, M.D. Disney, D. Matthew, J.L. Childs, S.J. Schroeder, J. Susan, M. Zuker, D.H. Turner (2004), “Incorporating chemical modification constraints into a dynamic programming algorithm for prediction of RNA secondary structure”, *Proc. Natl. Acad. Sci. USA*: 101, pp 7287-7292

D.H. Turner, D.H. Mathews (2009), “NNDB: The nearest neighbor parameter database for predicting stability of nucleic acid secondary structure”, *Nucleic Acids Research*: 38, pp 280-282

### 4.19.4 AUTHOR

Hakim Tafer, Ivo L. Hofacker

### 4.19.5 REPORTING BUGS

If in doubt our program is right, nature is at fault. Comments should be sent to [rna@tbi.univie.ac.at](mailto:rna@tbi.univie.ac.at).

## 4.20 RNAPfold

**RNAPfold** - manual page for RNAPfold 2.6.4

### 4.20.1 Synopsis

```
RNAPfold [OPTION]...
```

## 4.20.2 DESCRIPTION

RNAplfold 2.6.4

calculate locally stable secondary structure - pair probabilities

Computes local pair probabilities for base pairs with a maximal span of  $L$ . The probabilities are averaged over all windows of size  $L$  that contain the base pair. For a sequence of length  $n$  and a window size of  $L$  the algorithm uses only  $O(n+L*L)$  memory and  $O(n*L*L)$  CPU time. Thus it is practical to “scan” very large genomes for short stable RNA structures.

Output consists of a dot plot in postscript file, where the averaged pair probabilities can easily be parsed and visually inspected.

The `-u` option makes it possible to compute the probability that a stretch of  $x$  consecutive nucleotides is unpaired, which is useful for predicting possible binding sites. Again this probability is averaged over all windows containing the region.

.B WARNING! Output format changed!!

The output is a plain text matrix containing on each line a position  $i$  followed by the probability that  $i$  is unpaired,  $[i-1..i]$  is unpaired  $[i-2..i]$  is unpaired and so on to the probability that  $[i-x+1..i]$  is unpaired.

**-h, --help**

Print help and exit

**--detailed-help**

Print help, including all details and hidden options, and exit

**--full-help**

Print help, including hidden options, and exit

**-V, --version**

Print version and exit

**-v, --verbose**

Be verbose.

*(default=off)*

### I/O Options:

Command line options for input and output (pre-)processing

**-c, --cutoff=FLOAT**

Report only base pairs with an average probability larger than `cutoff` in the dot plot.

*(default="0.01")*

**-o, --print\_onthefly**

Save memory by printing out everything during computation.

*(default=off)*

NOTE: activated per default for sequences over 1M bp.

**-0, --opening\_energies**

Switch output from probabilities to their logarithms.

*(default=off)*

This is NOT exactly the mean energies needed to unfold the respective stretch of bases! (implies `--ulength` option).

**--plex\_output**

Create additional output files for RNAplex.

(*default=off*)

**-b, --binaries**

Output accessibility profiles in binary format. (*default=off*)

The binary files produced by RNAplfold do not need to be parsed by RNAplex,

so that they are directly loaded into memory. This is useful when large sequences have to be searched for putative hybridization sites. Another advantage of the binary format is the 50% file size decrease.

**--noconv**

Do not automatically substitute nucleotide “T” with “U”.

(*default=off*)

**--auto-id**

Automatically generate an ID for each sequence. (*default=off*)

The default mode of RNAplfold is to automatically determine an ID from the input sequence data if the input file format allows to do that. Sequence IDs are usually given in the FASTA header of input sequences. If this flag is active, RNAplfold ignores any IDs retrieved from the input and automatically generates an ID for each sequence. This ID consists of a prefix and an increasing number. This flag can also be used to add a FASTA header to the output even if the input has none.

**--id-prefix=STRING**

Prefix for automatically generated IDs (as used in output file names).

(*default="sequence"*)

If this parameter is set, each sequences' FASTA id will be prefixed with the provided string. FASTA ids then take the form “>prefix\_xxxx” where xxxx is the sequence number. Hence, the output files will obey the following naming scheme: “prefix\_xxxx\_dp.ps” (dot-plot), “prefix\_xxxx\_lunp” (unpaired probabilities), etc. Note: Setting this parameter implies *--auto-id*.

**--id-delim=CHAR**

Change the delimiter between prefix and increasing number for automatically generated IDs (as used in output file names).

(*default="\_"*)

This parameter can be used to change the default delimiter “\_” between the prefix string and the increasing number for automatically generated ID.

**--id-digits=INT**

Specify the number of digits of the counter in automatically generated alignment IDs.

(*default="4"*)

When alignments IDs are automatically generated, they receive an increasing number, starting with 1. This number will always be left-padded by leading zeros, such that the number takes up a certain width. Using this parameter, the width can be specified to the users need. We allow numbers in the range [1:18]. This option implies *--auto-id*.

**--id-start=LONG**

Specify the first number in automatically generated IDs.

(*default="1"*)

When sequence IDs are automatically generated, they receive an increasing number, usually starting with 1. Using this parameter, the first number can be specified to the users requirements. Note: negative numbers are not allowed. Note: Setting this parameter implies to ignore any IDs retrieved from the input data, i.e. it activates the *--auto-id* flag.

**--filename-delim=CHAR**

Change the delimiting character used in sanitized filenames.

(*default="ID-delimiter"*)

This parameter can be used to change the delimiting character used while sanitizing filenames, i.e. replacing invalid characters. Note, that the default delimiter ALWAYS is the first character of the "ID delimiter" as supplied through the *--id-delim* option. If the delimiter is a whitespace character or empty, invalid characters will be simply removed rather than substituted. Currently, we regard the following characters as illegal for use in filenames: backslash \, slash /, question mark ?, percent sign %, asterisk \*, colon :, pipe symbol |, double quote ", triangular brackets < and >.

**--filename-full**

Use full FASTA header to create filenames. (*default=off*)

This parameter can be used to deactivate the default behavior of limiting output filenames to the first word of the sequence ID. Consider the following example: An input with FASTA header >NM\_0001 Homo Sapiens some gene usually produces output files with the prefix "NM\_0001" without the additional data available in the FASTA header, e.g. "NM\_0001\_ss.ps" for secondary structure plots. With this flag set, no truncation of the output filenames is done, i.e. output filenames receive the full FASTA header data as prefixes. Note, however, that invalid characters (such as whitespace) will be substituted by a delimiting character or simply removed, (see also the parameter option *--filename-delim*).

**Algorithms:**

Select and change parameters of (additional) algorithms which should be included in the calculations.

**-W, --winsize=size**

Average the pair probabilities over windows of given size.

(*default="70"*)

**-L, --span=size**

Set the maximum allowed separation of a base pair to span.

By setting the maximum base pair span no pairs (i,j) with  $j-i > \text{span}$  will be allowed. Defaults to winsize if parameter is omitted.

**-u, --ulength=length**

Compute the mean probability that regions of length 1 to a given length are unpaired.

(*default="31"*)

Output is saved in a `_lunp` file.

**--betaScale=DOUBLE**

Set the scaling of the Boltzmann factors. (*default="1."*)

The argument provided with this option is used to scale the thermodynamic temperature in the Boltzmann factors independently from the temperature of the individual loop energy contributions. The Boltzmann factors then become  $\exp(-dG/(kT*\text{betaScale}))$  where  $k$  is the Boltzmann constant,  $dG$  the free energy contribution of the state and  $T$  the absolute temperature.

**-S, --pfScale=DOUBLE**

In the calculation of the pf use  $\text{scale}*mfe$  as an estimate for the ensemble free energy (used to avoid overflows).

(*default="1.07"*)

The default is 1.07, useful values are 1.0 to 1.2. Occasionally needed for long sequences.

**Structure Constraints:**

Command line options to interact with the structure constraints feature of this program

**--shape=filename**

Use SHAPE reactivity data to guide structure predictions.

**--shapeMethod=method**

Select SHAPE reactivity data incorporation strategy.

(*default="D"*)

The following methods can be used to convert SHAPE reactivities into pseudo energy contributions.

D: Convert by using the linear equation according to Deigan et al 2009.

Derived pseudo energy terms will be applied for every nucleotide involved in a stacked pair. This method is recognized by a capital D in the provided parameter, i.e.: `--shapeMethod="D"` is the default setting. The slope  $m$  and the intercept  $b$  can be set to a non-default value if necessary, otherwise  $m=1.8$  and  $b=-0.6$ . To alter these parameters, e.g.  $m=1.9$  and  $b=-0.7$ , use a parameter string like this: `--shapeMethod="Dm1.9b-0.7"`. You may also provide only one of the two parameters like: `--shapeMethod="Dm1.9"` or `--shapeMethod="Db-0.7"`.

Z: Convert SHAPE reactivities to pseudo energies according to Zarrinhalam

et al 2012. SHAPE reactivities will be converted to pairing probabilities by using linear mapping. Aberration from the observed pairing probabilities will be penalized during the folding recursion. The magnitude of the penalties can be affected by adjusting the factor  $\beta$  (e.g. `--shapeMethod="Zb0.8"`).

W: Apply a given vector of perturbation energies to unpaired nucleotides

according to Washietl et al 2012. Perturbation vectors can be calculated by using RNApvmmin.

**--shapeConversion=method**

Select method for SHAPE reactivity conversion.

(*default="O"*)

This parameter is useful when dealing with the SHAPE incorporation according to Zarrinhalam et al. The following methods can be used to convert SHAPE reactivities into the probability for a certain nucleotide to be unpaired.

M: Use linear mapping according to Zarrinhalam et al. C: Use a cutoff-approach to divide into paired and unpaired nucleotides (e.g. "C0.25") S: Skip the normalizing step since the input data already represents probabilities for being unpaired rather than raw reactivity values L: Use a linear model to convert the reactivity into a probability for being unpaired (e.g. "Ls0.68i0.2" to use a slope of 0.68 and an intercept of 0.2) O: Use a linear model to convert the log of the reactivity into a probability for being unpaired (e.g. "Os1.6i-2.29" to use a slope of 1.6 and an intercept of -2.29)

**--commands=filename**

Read additional commands from file

Commands include hard and soft constraints, but also structure motifs in hairpin and interior loops that need to be treated differently. Furthermore, commands can be set for unstructured and structured domains.

## Energy Parameters:

Energy parameter sets can be adapted or loaded from user-provided input files

**-T, --temp=DOUBLE**

Rescale energy parameters to a temperature of temp C. Default is 37C.

*(default="37.0")*

**-P, --paramFile=paramfile**

Read energy parameters from paramfile, instead of using the default parameter set.

Different sets of energy parameters for RNA and DNA should accompany your distribution. See the RNAlib documentation for details on the file format. The placeholder file name DNA can be used to load DNA parameters without the need to actually specify any input file.

**-4, --noTetra**

Do not include special tabulated stabilizing energies for tri-, tetra- and hexaloop hairpins.

*(default=off)*

Mostly for testing.

**--salt=DOUBLE**

Set salt concentration in molar (M). Default is 1.021M.

**-m, --modifications[=STRING]**

Allow for modified bases within the RNA sequence string.

*(default="7I6P9D")*

Treat modified bases within the RNA sequence differently, i.e. use corresponding energy corrections and/or pairing partner rules if available. For that, the modified bases in the input sequence must be marked by their corresponding one-letter code. If no additional arguments are supplied, all available corrections are performed. Otherwise, the user may limit the modifications to a particular subset of modifications, resp. one-letter codes, e.g. -mP6 will only correct for pseudouridine and m6A bases.

Currently supported one-letter codes and energy corrections are:

7: 7-deaza-adenosine (7DA)

I: Inosine

6: N6-methyladenosine (m6A)

P: Pseudouridine

9: Purine (a.k.a. nebularine)

D: Dihydrouridine

**--mod-file=STRING**

Use additional modified base data from JSON file.

## Model Details:

Tweak the energy model and pairing rules additionally using the following parameters

**-d, --dangles=INT**

Specify "dangling end" model for bases adjacent to helices in free ends and multi-loops.

*(default="2")*

With -d2 dangling energies will be added for the bases adjacent to a helix on both sides in any case while -d0 ignores dangling ends altogether (mostly for debugging).



**--noLP**

Produce structures without lonely pairs (helices of length 1).

(*default=off*)

For partition function folding this only disallows pairs that can only occur isolated. Other pairs may still occasionally occur as helices of length 1.

**--noGU**

Do not allow GU pairs.

(*default=off*)

**--noClosingGU**

Do not allow GU pairs at the end of helices.

(*default=off*)

**--nsp=STRING**

Allow other pairs in addition to the usual AU,GC,and GU pairs.

Its argument is a comma separated list of additionally allowed pairs. If the first character is a “-” then AB will imply that AB and BA are allowed pairs, e.g. `--nsp="-GA"` will allow GA and AG pairs. Nonstandard pairs are given 0 stacking energy.

**-e, --energyModel=INT**

Set energy model.

Rarely used option to fold sequences from the artificial ABCD... alphabet, where A pairs B, C-D etc. Use the energy parameters for GC (`-e 1`) or AU (`-e 2`) pairs.

**--helical-rise=FLOAT**

Set the helical rise of the helix in units of Angstrom.

(*default="2.8"*)

Use with caution! This value will be re-set automatically to 3.4 in case DNA parameters are loaded via `-P DNA` and no further value is provided.

**--backbone-length=FLOAT**

Set the average backbone length for looped regions in units of Angstrom.

(*default="6.0"*)

Use with caution! This value will be re-set automatically to 6.76 in case DNA parameters are loaded via `-P DNA` and no further value is provided.

## 4.20.3 REFERENCES

*If you use this program in your work you might want to cite:*

R. Lorenz, S.H. Bernhart, C. Hoener zu Siederdisen, H. Tafer, C. Flamm, P.F. Stadler and I.L. Hofacker (2011), “ViennaRNA Package 2.0”, *Algorithms for Molecular Biology*: 6:26

I.L. Hofacker, W. Fontana, P.F. Stadler, S. Bonhoeffer, M. Tacker, P. Schuster (1994), “Fast Folding and Comparison of RNA Secondary Structures”, *Monatshefte f. Chemie*: 125, pp 167-188

R. Lorenz, I.L. Hofacker, P.F. Stadler (2016), “RNA folding with hard and soft constraints”, *Algorithms for Molecular Biology* 11:1 pp 1-13

S. H. Bernhart, U. Mueckstein, and I.L. Hofacker (2011), “RNA Accessibility in cubic time”, *Algorithms Mol Biol*. 6: 3.

S. H. Bernhart, I.L. Hofacker, and P.F. Stadler (2006), “Local Base Pairing Probabilities in Large RNAs”, *Bioinformatics*: 22, pp 614-615

A.F. Bompfuenewerer, R. Backofen, S.H. Bernhart, J. Hertel, I.L. Hofacker, P.F. Stadler, S. Will (2007), “Variations on RNA Folding and Alignment: Lessons from Benasque”, J. Math. Biol.

*The energy parameters are taken from:*

D.H. Mathews, M.D. Disney, D. Matthew, J.L. Childs, S.J. Schroeder, J. Susan, M. Zuker, D.H. Turner (2004), “Incorporating chemical modification constraints into a dynamic programming algorithm for prediction of RNA secondary structure”, Proc. Natl. Acad. Sci. USA: 101, pp 7287-7292

D.H. Turner, D.H. Mathews (2009), “NNDB: The nearest neighbor parameter database for predicting stability of nucleic acid secondary structure”, Nucleic Acids Research: 38, pp 280-282

## 4.20.4 AUTHOR

Stephan H Bernhart, Ivo L Hofacker, Peter F Stadler, Ronny Lorenz

## 4.20.5 REPORTING BUGS

If in doubt our program is right, nature is at fault. Comments should be sent to [rna@tbi.univie.ac.at](mailto:rna@tbi.univie.ac.at).

## 4.20.6 SEE ALSO

RNALfold(1)

## 4.21 RNAplot

**RNAplot** - manual page for RNAplot 2.6.4

### 4.21.1 Synopsis

```
RNAplot [OPTIONS] [<input0>] [<input1>]...
```

### 4.21.2 DESCRIPTION

RNAplot 2.6.4

Draw RNA Secondary Structures

The program reads (aligned) RNA sequences and structures in the format as produced by RNAfold or Stockholm 1.0 and produces drawings of the secondary structure graph. Coordinates for the structure graphs are produced using either E. Brucoleri’s naview routines, or a simple radial layout method. For aligned sequences and consensus structures (*--msa* option) the graph may be annotated by covariance information. Additionally, a color-annotated EPS alignment figure can be produced, similar to that obtained by RNAalifold and RNALalifold. If the sequence was preceded by a FASTA header, or if the multiple sequence alignment contains an ID field, these IDs will be taken as names for the output file(s): “name\_ss.ps” and “name\_aln.ps”. Otherwise “rna.ps” and “aln.ps” will be used. This behavior may be over-ruled by explicitly setting a filename prefix using the *--auto-id* option. Existing files of the same name will be overwritten.

**-h, --help**

Print help and exit

**--detailed-help**

Print help, including all details and hidden options, and exit

**--full-help**

Print help, including hidden options, and exit

**-V, --version**

Print version and exit

**I/O Options:**

Command line options for input and output (pre-)processing

**-i, --infile=<filename>**

Read a file instead of reading from stdin.

The default behavior of RNAplot is to read input from stdin or the file(s) that follow(s) the RNAplot command. Using this parameter the user can specify input file names where data is read from. Note, that any additional files supplied to RNAplot are still processed as well.

**-a, --msa**

Input is multiple sequence alignment in Stockholm 1.0 format. (*default=off*)

Using this flag indicates that the input is a multiple sequence alignment (MSA) instead of (a) single sequence(s). Note, that only STOCKHOLM format allows one to specify a consensus structure. Therefore, this is the only supported MSA format for now!

**--mis**

Output “most informative sequence” instead of simple consensus (*default=off*)

For each column of the alignment output this is the set of nucleotides with frequency greater than average in IUPAC notation.

**-j, --jobs[=number]**

Split batch input into jobs and start processing in parallel using multiple threads. (*default="0"*)

Default processing of input data is performed in a serial fashion, i.e. one sequence at a time. Using this switch, a user can instead start the computation for many sequences in the input in parallel. RNAplot will create as many parallel computation slots as specified and assigns input sequences of the input file(s) to the available slots. Note, that this increases memory consumption since input alignments have to be kept in memory until an empty compute slot is available and each running job requires its own dynamic programming matrices. A value of 0 indicates to use as many parallel threads as computation cores are available.

**-o, --output-format=ps | gml | xrna | svg**

Specify output format. (*default="ps"*)

Available formats are: PostScript (ps), Graph Meta Language (gml), Scalable Vector Graphics (svg), and XRNA save file (xrna). Output filenames will end in “.ps” “.gml” “.svg” “.ss”, respectively.

**--pre=string**

Add annotation macros to postscript file, and add the postscript code in “string” just before the code to draw the structure. This is an easy way to add annotation.

**--post=string**

Same as *--pre* but in contrast to adding the annotation macros. E.g to mark position 15 with circle use *--post="15 cmark"*.

**--auto-id**

Automatically generate an ID for each sequence. (*default=off*)

The default mode of RNAfold is to automatically determine an ID from the input sequence data if the input file format allows to do that. Sequence IDs are usually given in the FASTA header of input sequences. If this flag is active, RNAfold ignores any IDs retrieved from the input and automatically generates an ID for each sequence. This ID consists of a prefix and an increasing number. This flag can also be used to add a FASTA header to the output even if the input has none.

**--id-prefix=STRING**

Prefix for automatically generated IDs (as used in output file names).

(*default="sequence"*)

If this parameter is set, each sequence will be prefixed with the provided string. Hence, the output files will obey the following naming scheme: "prefix\_xxxx\_ss.ps" (secondary structure plot), "prefix\_xxxx\_dp.ps" (dot-plot), "prefix\_xxxx\_dp2.ps" (stack probabilities), etc. where xxxx is the sequence number. Note: Setting this parameter implies *--auto-id*.

**--id-delim=CHAR**

Change the delimiter between prefix and increasing number for automatically generated IDs (as used in output file names).

(*default="\_"*)

This parameter can be used to change the default delimiter "\_" between the prefix string and the increasing number for automatically generated ID.

**--id-digits=INT**

Specify the number of digits of the counter in automatically generated alignment IDs.

(*default="4"*)

When alignments IDs are automatically generated, they receive an increasing number, starting with 1. This number will always be left-padded by leading zeros, such that the number takes up a certain width. Using this parameter, the width can be specified to the users need. We allow numbers in the range [1:18]. This option implies *--auto-id*.

**--id-start=LONG**

Specify the first number in automatically generated IDs.

(*default="1"*)

When sequence IDs are automatically generated, they receive an increasing number, usually starting with 1. Using this parameter, the first number can be specified to the users requirements. Note: negative numbers are not allowed. Note: Setting this parameter implies to ignore any IDs retrieved from the input data, i.e. it activates the *--auto-id* flag.

**--filename-delim=CHAR**

Change the delimiting character used in sanitized filenames.

(*default="ID-delimiter"*)

This parameter can be used to change the delimiting character used while sanitizing filenames, i.e. replacing invalid characters. Note, that the default delimiter ALWAYS is the first character of the "ID delimiter" as supplied through the *--id-delim* option. If the delimiter is a whitespace character or empty, invalid characters will be simply removed rather than substituted. Currently, we regard the following characters as illegal for use in filenames: backslash \, slash /, question mark ?, percent sign %, asterisk \*, colon :, pipe symbol |, double quote ", triangular brackets < and >.

**--filename-full**

Use full FASTA header to create filenames. (*default=off*)

This parameter can be used to deactivate the default behavior of limiting output filenames to the first word of the sequence ID. Consider the following example: An input with FASTA header >NM\_0001 Homo Sapiens some gene usually produces output files with the prefix "NM\_0001" without the additional data available in the FASTA header, e.g. "NM\_0001\_ss.ps" for secondary structure plots. With this flag set, no truncation of the output filenames is done, i.e. output filenames receive the full FASTA header data as prefixes. Note, however, that invalid characters (such as whitespace) will be substituted by a delimiting character or simply removed, (see also the parameter option *--filename-delim*).

**Plotting:**

Command line options for changing the default behavior of structure layout and pairing probability plots

**--covar**

Annotate covariance of base pairs in consensus structure.

*(default=off)*

**--aln**

Produce a colored and structure annotated alignment in PostScript format in the file "aln.ps" in the current directory.

*(default=off)*

**--aln-EPS-cols=INT**

Number of columns in colored EPS alignment output.

*(default="60")*

A value less than 1 indicates that the output should not be wrapped at all.

**-t, --layout-type=INT**

Choose the plotting layout algorithm. *(default="1")*

Select the layout algorithm that computes the nucleotide coordinates. Currently, the following algorithms are available:

0: simple radial layout

1: Naview layout (Brucoleri et al. 1988)

2: circular layout

3: RNAturtle (Wiegrefte et al. 2018)

4: RNApuzzler (Wiegrefte et al. 2018)

**--noOptimization**

Disable the drawing space optimization of RNApuzzler.

*(default=off)*

**--ignoreExteriorIntersections**

Ignore intersections with the exterior loop within the RNA-tree.

*(default=off)*

**--ignoreAncestorIntersections**

Ignore ancestor intersections within the RNA-tree.

*(default=off)*

**--ignoreSiblingIntersections**

Ignore sibling intersections within the RNA-tree.

*(default=off)*

**--allowFlipping**

Allow flipping of exterior loop branches to resolve exterior branch intersections.

*(default=off)*

### 4.21.3 REFERENCES

*If you use this program in your work you might want to cite:*

R. Lorenz, S.H. Bernhart, C. Hoener zu Siederdisen, H. Tafer, C. Flamm, P.F. Stadler and I.L. Hofacker (2011), “ViennaRNA Package 2.0”, *Algorithms for Molecular Biology*: 6:26

I.L. Hofacker, W. Fontana, P.F. Stadler, S. Bonhoeffer, M. Tacker, P. Schuster (1994), “Fast Folding and Comparison of RNA Secondary Structures”, *Monatshefte f. Chemie*: 125, pp 167-188

R. Lorenz, I.L. Hofacker, P.F. Stadler (2016), “RNA folding with hard and soft constraints”, *Algorithms for Molecular Biology* 11:1 pp 1-13

*The energy parameters are taken from:*

D.H. Mathews, M.D. Disney, D. Matthew, J.L. Childs, S.J. Schroeder, J. Susan, M. Zuker, D.H. Turner (2004), “Incorporating chemical modification constraints into a dynamic programming algorithm for prediction of RNA secondary structure”, *Proc. Natl. Acad. Sci. USA*: 101, pp 7287-7292

D.H. Turner, D.H. Mathews (2009), “NNDB: The nearest neighbor parameter database for predicting stability of nucleic acid secondary structure”, *Nucleic Acids Research*: 38, pp 280-282

### 4.21.4 AUTHOR

Ivo L Hofacker, Ronny Lorenz

### 4.21.5 REPORTING BUGS

If in doubt our program is right, nature is at fault. Comments should be sent to [rna@tbi.univie.ac.at](mailto:rna@tbi.univie.ac.at).

## 4.22 RNApvmin

**RNApvmin** - manual page for RNApvmin 2.6.4

### 4.22.1 Synopsis

```
RNApvmin [options] <file.shape>
```

### 4.22.2 DESCRIPTION

RNApvmin 2.6.4

Calculate a perturbation vector that minimizes discrepancies between predicted and observed pairing probabilities

The program reads a RNA sequence from stdin and uses an iterative minimization process to calculate a perturbation vector that minimizes the discrepancies between predicted pairing probabilities and observed pairing probabilities (deduced from given shape reactivities). Experimental data is read from a given SHAPE file and normalized to pairing probabilities. The experimental data has to be provided in a multiline plain text file where each line has the format [position] [nucleotide] [absolute shape reactivity] (e.g. 3 A 0.7). The objective function used for the minimization may be weighted by choosing appropriate values for sigma and tau.

The minimization progress will be written to stderr. Once the minimization has terminated, the obtained perturbation vector is written to stdout.

**-h, --help**

Print help and exit

**--detailed-help**

Print help, including all details and hidden options, and exit

**--full-help**

Print help, including hidden options, and exit

**-V, --version**

Print version and exit

**I/O Options:**

Command line options for input and output (pre-)processing

**-j, --numThreads=INT**

Set the number of threads used for calculations.

**Algorithms:**

Select additional algorithms which should be included in the calculations. The Minimum free energy (MFE) and a structure representative are calculated in any case.

**--shapeConversion=STRING**

Specify the method used to convert SHAPE reactivities to pairing probabilities.

(*default="O"*)

The following methods can be used to convert SHAPE reactivities into the probability for a certain nucleotide to be unpaired.

M: Use linear mapping according to Zarringhalam et al. 2012

C: Use a cutoff-approach to divide into paired and unpaired nucleotides (e.g. "C0.25")

S: Skip the normalizing step since the input data already represents probabilities for being unpaired rather than raw reactivity values

L: Use a linear model to convert the reactivity into a probability for being unpaired (e.g. "Ls0.68i0.2" to use a slope of 0.68 and an intercept of 0.2)

O: Use a linear model to convert the log of the reactivity into a probability for being unpaired (e.g. "Os1.6i-2.29" to use a slope of 1.6 and an intercept of -2.29)

**--tauSigmaRatio=DOUBLE**

Ratio of the weighting factors tau and sigma. (*default="1.0"*)

A high ratio will lead to a solution as close as possible to the experimental data, while a low ratio will lead to results close to the thermodynamic prediction without guiding pseudo energies.

**--objectiveFunction=INT**

The energies of the perturbation vector and the discrepancies between predicted and observed pairing probabilities contribute to the objective function. This parameter defines, which function is used to process the contributions before summing them up. 0 square 1 absolute.

(*default="0"*)

**--sampleSize=INT**

The iterative minimization process requires to evaluate the gradient of the objective function.

(*default="1000"*)

A sample size of 0 leads to an analytical evaluation which scales as  $O(N^4)$ . Choosing a sample size  $>0$  estimates the gradient by sampling the given number of sequences from the ensemble, which is much faster.

**-N, --nonRedundant**

Enable non-redundant sampling strategy.

*(default=off)*

**--intermediatePath=STRING** Write an output file for each iteration of the minimization process.

Each file contains the used perturbation vector and the score of the objective function. The number of the iteration will be appended to the given path.

**--initialVector=DOUBLE**

Specify the vector of initial perturbations. *(default="0")*

Defines the initial perturbation vector which will be used as starting vector for the minimization process. The value 0 results in a null vector. Every other value x will be used to populate the initial vector with random numbers from the interval [-x,x].

**--minimizer=ENUM**

Set the minimizing algorithm used for finding an appropriate perturbation vector.

**(possible values="conjugate\_fr",**

**"conjugate\_pr", "vector\_bfgs", "vector\_bfgs2", "steepest\_descent", "default" default="default")**

The default option uses a custom implementation of the gradient descent algorithms while all other options represent various algorithms implemented in the GNU Scientific Library. When the GNU Scientific Library can not be found, only the default minimizer is available.

**--initialStepSize=DOUBLE**

The initial stepsize for the minimizer methods.

*(default="0.01")*

**--minStepSize=DOUBLE**

The minimal stepsize for the minimizer methods.

*(default="1e-15")*

**--minImprovement=DOUBLE**

The minimal improvement in the default minimizer method that has to be surpassed to considered a new result a better one.

*(default="1e-3")*

**--minimizerTolerance=DOUBLE**

The tolerance to be used in the GSL minimizer methods.

*(default="1e-3")*

**-S, --pfScale=DOUBLE**

In the calculation of the pf use  $scale * mfe$  as an estimate for the ensemble free energy (used to avoid overflows).

*(default="1.07")*

The default is 1.07, useful values are 1.0 to 1.2. Occasionally needed for long sequences.



## Structure Constraints:

Command line options to interact with the structure constraints feature of this program

**--maxBPspan=INT**

Set the maximum base pair span.

*(default="1")*

## Energy Parameters:

Energy parameter sets can be adapted or loaded from user-provided input files

**-T, --temp=DOUBLE**

Rescale energy parameters to a temperature of temp C. Default is 37C.

*(default="37.0")*

**-P, --paramFile=paramfile**

Read energy parameters from paramfile, instead of using the default parameter set.

Different sets of energy parameters for RNA and DNA should accompany your distribution. See the RNAlib documentation for details on the file format. The placeholder file name DNA can be used to load DNA parameters without the need to actually specify any input file.

**-4, --noTetra**

Do not include special tabulated stabilizing energies for tri-, tetra- and hexaloop hairpins.

*(default=off)*

Mostly for testing.

**--salt=DOUBLE**

Set salt concentration in molar (M). Default is 1.021M.

## Model Details:

Tweak the energy model and pairing rules additionally using the following parameters

**-d, --dangles=INT**

How to treat “dangling end” energies for bases adjacent to helices in free ends and multi-loops.

*(default="2")*

With -d1 only unpaired bases can participate in at most one dangling end. With -d2 this check is ignored, dangling energies will be added for the bases adjacent to a helix on both sides in any case; this is the default for mfe and partition function folding (-p). The option -d0 ignores dangling ends altogether (mostly for debugging). With -d3 mfe folding will allow coaxial stacking of adjacent helices in multi-loops. At the moment the implementation will not allow coaxial stacking of the two interior pairs in a loop of degree 3 and works only for mfe folding.

Note that with -d1 and -d3 only the MFE computations will be using this setting while partition function uses -d2 setting, i.e. dangling ends will be treated differently.

**--noLP**

Produce structures without lonely pairs (helices of length 1).

*(default=off)*

For partition function folding this only disallows pairs that can only occur isolated. Other pairs may still occasionally occur as helices of length 1.

**--noGU**

Do not allow GU pairs.

*(default=off)*

**--noClosingGU**

Do not allow GU pairs at the end of helices.

*(default=off)*

**--nsp=STRING**

Allow other pairs in addition to the usual AU,GC,and GU pairs.

Its argument is a comma separated list of additionally allowed pairs. If the first character is a “-” then AB will imply that AB and BA are allowed pairs, e.g. `--nsp="-GA"` will allow GA and AG pairs. Nonstandard pairs are given 0 stacking energy.

**-e, --energyModel=INT**

Set energy model.

Rarely used option to fold sequences from the artificial ABCD... alphabet, where A pairs B, C-D etc. Use the energy parameters for GC (`-e 1`) or AU (`-e 2`) pairs.

**--helical-rise=FLOAT**

Set the helical rise of the helix in units of Angstrom.

*(default="2.8")*

Use with caution! This value will be re-set automatically to 3.4 in case DNA parameters are loaded via `-P DNA` and no further value is provided.

**--backbone-length=FLOAT**

Set the average backbone length for looped regions in units of Angstrom.

*(default="6.0")*

Use with caution! This value will be re-set automatically to 6.76 in case DNA parameters are loaded via `-P DNA` and no further value is provided.

## 4.22.3 REFERENCES

*If you use this program in your work you might want to cite:*

R. Lorenz, S.H. Bernhart, C. Hoener zu Siederdisen, H. Tafer, C. Flamm, P.F. Stadler and I.L. Hofacker (2011), “ViennaRNA Package 2.0”, Algorithms for Molecular Biology: 6:26

I.L. Hofacker, W. Fontana, P.F. Stadler, S. Bonhoeffer, M. Tacker, P. Schuster (1994), “Fast Folding and Comparison of RNA Secondary Structures”, Monatshefte f. Chemie: 125, pp 167-188

R. Lorenz, I.L. Hofacker, P.F. Stadler (2016), “RNA folding with hard and soft constraints”, Algorithms for Molecular Biology 11:1 pp 1-13

S. Washietl, I.L. Hofacker, P.F. Stadler, M. Kellis (2012) “RNA folding with soft constraints: reconciliation of probing data and thermodynamics secondary structure prediction” Nucl Acids Res: 40(10), pp 4261-4272

*The energy parameters are taken from:*

D.H. Mathews, M.D. Disney, D. Matthew, J.L. Childs, S.J. Schroeder, J. Susan, M. Zuker, D.H. Turner (2004), “Incorporating chemical modification constraints into a dynamic programming algorithm for prediction of RNA secondary structure”, Proc. Natl. Acad. Sci. USA: 101, pp 7287-7292

D.H. Turner, D.H. Mathews (2009), “NNDB: The nearest neighbor parameter database for predicting stability of nucleic acid secondary structure”, Nucleic Acids Research: 38, pp 280-282

## 4.22.4 EXAMPLES

RNApvmin accepts a SHAPE file and a corresponding nucleotide sequence, which is read from stdin.

```
RNApvmin sequence.shape < sequence.fasta > sequence.pv
```

The normalized SHAPE reactivity data has to be stored in a text file, where each line contains the position and the reactivity for a certain nucleotide ([position] [nucleotide] [SHAPE reactivity]).

```
1 A 1.286
2 U 0.383
3 C 0.033
4 C 0.017
...
...
98 U 0.234
99 G 0.885
```

The nucleotide information in the SHAPE file is optional and will be used to cross check the given input sequence if present. If SHAPE reactivities could not be determined for every nucleotide, missing values can simply be omitted.

The progress of the minimization will be printed to stderr. Once a solution was found, the calculated perturbation vector will be printed to stdout and can then further be used to constrain RNAfold's MFE/partition function calculation by applying the perturbation energies as soft constraints.

```
RNAfold --shape=sequence.pv --shapeMethod=W < sequence.fasta
```

## 4.22.5 AUTHOR

Dominik Luntzer, Ronny Lorenz

## 4.22.6 REPORTING BUGS

If in doubt our program is right, nature is at fault. Comments should be sent to [rna@tbi.univie.ac.at](mailto:rna@tbi.univie.ac.at).

## 4.23 RNAsnoop

**RNAsnoop** - manual page for RNAsnoop 2.6.4

### 4.23.1 Synopsis

```
RNAsnoop [options]
```

## 4.23.2 DESCRIPTION

RNASnoop 2.6.4

Find targets of a query H/ACA snoRNA

reads a target RNA sequence and a H/ACA snoRNA sequence from a target and query file, respectively and computes optimal and suboptimal secondary structures for their hybridization. The calculation can be done roughly in  $O(nm)$ , where  $n$  is the length of the target sequence and  $m$  is the length of the snoRNA stem, as it is specially tailored to the special case of H/ACA snoRNA. For general purpose target predictions, please have a look at RNAduplex, RNAup, RNACofold and RNAplex. Accessibility effects can be estimated by RNASnoop if a RNAplfold accessibility profile is provided.

The computed optimal and suboptimal structure are written to stdout, one structure per line. Each line consist of: The structure in dot bracket format with a & separating the two strands. The <> brackets represent snoRNA intramolecular interactions, while the () brackets represent intermolecular interactions between the snoRNA and its target.

The range of the structure in the two sequences in the format "from,to : from,to"; the energy of duplex structure in kcal/mol. If available the opening energy are also returned.

### --help

Print help and exit

### --detailed-help

Print help, including all details and hidden options, and exit

### -V, --version

Print version and exit

## I/O Options:

Command line options for input and output (pre-)processing

### -s, --query=STRING

File containing the query sequence.

Input sequences can be given piped to RNASnoop or given in a query file with the `-s` option. Note that the `-s` option implies that the `-t` option is also used.

### -t, --target=STRING

File containing the target sequence.

Input sequences can be given piped to RNASnoop or given in a target file with the `-t` option. Note that the `-t` option implies that the `-s` option is also used.

### -S, --suffix=STRING

Specify the suffix that was added by RNAup to the accessibility files.

(default="\_u1\_to\_30.out")

### -P, --from-RNAplfold=STRING

Specify the directory where accessibility profile generated by RNAplfold are found.

### -U, --from-RNAup=STRING

Specify the directory where accessibility profiles generated by RNAup are found.

### -O, --output\_directory=STRING

Set where the generated figures should be stored.

(default="."/)

**Algorithms:**

Options which alter the computing behaviour of RNApIex. Please note that the options allowing to filter out snoRNA-RNA duplexes expect the energy to be given in decacal/mol instead of kcal/mol. A threshold of  $-2.8(\text{kcal/mol})$  should be given as `:option:`-280` (decacal/mol).`

**-A, --alignment-mode**

Specify if RNAsnoop gets alignments or single sequences as input.

*(default=off)*

**-f, --fast-folding=INT**

Speedup of the target search. *(default="1")*

This option allows one to decide if the backtracking has to be done (`-f 1`) or not (`-f 0`). For `-f 1` the structure is computed based on the standard energy model. This is the slowest mode of RNAsnoop. `-f 0` is the fastest mode, as no structure are recomputed and only the interaction energy is returned.

**-c, --extension-cost=INT**

Cost to add to each nucleotide in a duplex. *(default="0")*

Cost of extending a duplex by one nucleotide. Allows one to find compact duplexes, having few/small bulges or interior loops. Only useful when no accessibility profiles are available. This option is disabled if accessibility profiles are used (`-P` option).

**-e, --energy-threshold=DOUBLE** Maximal energy difference between the mfe and the desired suboptimal.

*(default="1")*

Energy range for a duplex to be returned. The threshold is set on the total energy of interaction, i.e. the hybridizationenergy corrected for opening energy if `-a` is set or the energy corrected by `-c`. If unset, only the mfe will be returned.

**-o, --minimal-right-duplex=INT**

Minimal Right Duplex Energy

*(default="-270")*

**-l, --minimal-loop-energy=INT** Minimal Right Duplex Energy.

*(default="-280")*

Minimal Stem Loop Energy of the snoRNA. The energy should be given in decacalories, i.e. a minimal stem-loop energy of  $-2.8 \text{ kcal/mol}$  corresponds to  $-280 \text{ decacal/mol}$ .

**.HP -p, :option:`-minimal-left-duplex`=\*INT\*** Minimal Left Duplex Energy.

*(default="-170")*

**-q, --minimal-duplex=INT**

Minimal Duplex Energy.

*(default="-1090")*

**-d, --duplex-distance=INT**

Distance between target 3' ends of two consecutive duplexes.

*(default="2")*

Distance between the target 3'ends of two consecutive duplexes. Should be set to the maximal length of interaction to get good results. Smaller `d` leads to larger overlaps between consecutive duplexes.

**.HP -h, :option:`-minimal-stem-length`=\*INT\*** Minimal snoRNA stem length.

*(default="5")*

**.HP -i, :option:`-maximal-stem-length`=\*INT\*** Maximal snoRNA stem length.

- (default="120")*
- j, --minimal-duplex-box-length=INT**  
Minimal distance between the duplex end and the H/ACA box.  
*(default="11")*
- k, --maximal-duplex-box-length=INT**  
Maximal distance between the duplex end and the H/ACA box.  
*(default="16")*
- m, --minimal-snoRNA-stem-loop-length=INT**  
Minimal number of nucleotides between the **beginning** of stem loop and beginning of the snoRNA sequence.  
*(default="1")*
- n, --maximal-snoRNA-stem-loop-length=INT**  
Maximal number of nucleotides between the **beginning** of stem loop and beginning of the snoRNA sequence.  
*(default="100000")*
- v, --minimal-snoRNA-duplex-length=INT**  
Minimal distance between duplex start and snoRNA.  
*(default="0")*
- w, --maximal-snoRNA-duplex-length=INT**  
Maximal distance between duplex start and snoRNA.  
*(default="0")*
- x, --minimal-duplex-stem-energy=INT**  
Minimal duplex stem energy.  
*(default="-1370")*
- y, --minimal-total-energy=INT**  
Minimal total energy.  
*(default="100000")*
- a, --maximal-stem-asymmetry=INT**  
Maximal snoRNA stem asymmetry.  
*(default="30")*
- b, --minimal-lower-stem-energy=INT**  
Minimal lower stem energy.  
*(default="100000")*
- L, --alignmentLength=INT**  
Limit the extent of the interactions to L nucleotides.  
*(default="25")*

**Structure Constraints:**

Command line options to interact with the structure constraints feature of this program

**-C, --constraint**

Calculate the stem structure subject to constraints.

*(default=off)*

The program reads first the stem sequence, then a string containing constraints on the structure encoded with the symbols:

. (no constraint for this base)

(the corresponding base has to be paired)

x (the base is unpaired)

< (base i is paired with a base j>i)

> (base i is paired with a base j<i)

and matching brackets ( ) (base i pairs base j)

With the exception of “|”, constraints will disallow all pairs conflicting with the constraint. This is usually sufficient to enforce the constraint, but occasionally a base may stay unpaired in spite of constraints. PF folding ignores constraints of type “|”.

**Plotting:**

Command line options for changing the default behavior of structure layout and pairing probability plots.

**-I, --produce-ps**

Draw annotated 2D structures for a list of dot-bracket structures.

*(default=off)*

This option allows one to produce interaction figures in PS-format with conservation/accessibility annotation, if available.

**-N, --direct-redraw**

Outputs 2D interactions concurrently with the interaction calculation for each suboptimal interaction. The *-I* option should be preferred.

*(default=off)*

**4.23.3 REFERENCES**

*If you use this program in your work you might want to cite:*

R. Lorenz, S.H. Bernhart, C. Hoener zu Siederdisen, H. Tafer, C. Flamm, P.F. Stadler and I.L. Hofacker (2011), “ViennaRNA Package 2.0”, Algorithms for Molecular Biology: 6:26

I.L. Hofacker, W. Fontana, P.F. Stadler, S. Bonhoeffer, M. Tacker, P. Schuster (1994), “Fast Folding and Comparison of RNA Secondary Structures”, Monatshefte f. Chemie: 125, pp 167-188

R. Lorenz, I.L. Hofacker, P.F. Stadler (2016), “RNA folding with hard and soft constraints”, Algorithms for Molecular Biology 11:1 pp 1-13

The calculation of duplex structure is based on dynamic programming algorithm originally developed by Rehmsmeier and in parallel by Hofacker.

H. Tafer, S. Kehr, J. Hertel, I.L. Hofacker, P.F. Stadler (2009), “RNAsnoop: efficient target prediction for H/ACA snoRNAs.”, *Bioinformatics*: 26(5), pp 610-616

*The energy parameters are taken from:*

D.H. Mathews, M.D. Disney, D. Matthew, J.L. Childs, S.J. Schroeder, J. Susan, M. Zuker, D.H. Turner (2004), “Incorporating chemical modification constraints into a dynamic programming algorithm for prediction of RNA secondary structure”, *Proc. Natl. Acad. Sci. USA*: 101, pp 7287-7292

D.H. Turner, D.H. Mathews (2009), “NNDB: The nearest neighbor parameter database for predicting stability of nucleic acid secondary structure”, *Nucleic Acids Research*: 38, pp 280-282

#### 4.23.4 AUTHOR

Hakim Tafer, Ivo L. Hofacker

#### 4.23.5 REPORTING BUGS

If in doubt our program is right, nature is at fault. Comments should be sent to [rna@tbi.univie.ac.at](mailto:rna@tbi.univie.ac.at).

### 4.24 RNAsubopt

**RNAsubopt** - manual page for RNAsubopt 2.6.4

#### 4.24.1 Synopsis

RNAsubopt [OPTION]...

#### 4.24.2 DESCRIPTION

RNAsubopt 2.6.4

calculate suboptimal secondary structures of RNAs

Reads RNA sequences from stdin and (in the default *-e* mode) calculates all suboptimal secondary structures within a user defined energy range above the minimum free energy (mfe). It prints the suboptimal structures in dot-bracket notation followed by the energy in kcal/mol to stdout. Be careful, the number of structures returned grows exponentially with both sequence length and energy range.

Alternatively, when used with the *-p* option, RNAsubopt produces Boltzmann weighted samples of secondary structures.

**-h, --help**

Print help and exit

**--detailed-help**

Print help, including all details and hidden options, and exit

**--full-help**

Print help, including hidden options, and exit

**-V, --version**

Print version and exit



**-v, --verbose**

Be verbose.

(*default=off*)

**I/O Options:**

Command line options for input and output (pre-)processing

**-i, --infile=filename**

Read a file instead of reading from stdin.

The default behavior of RNAsubopt is to read input from stdin. Using this parameter the user can specify an input file name where data is read from.

**-o, --outfile[=filename]**

Print output to file instead of stdout.

This option may be used to write all output to output files rather than printing to stdout. The default filename is “RNAsubopt\_output.sub” if no FASTA header precedes the input sequences and the *--auto-id* feature is inactive. Otherwise, output files with the scheme “prefix.sub” are generated, where the “prefix” is taken from the sequence id. The user may specify a single output file name for all data generated from the input by supplying an optional string as argument to this parameter. In case a file with the same filename already exists, any output of the program will be appended to it. Note: Any special characters in the filename will be replaced by the filename delimiter, hence there is no way to pass an entire directory path through this option yet. (See also the “-filename-delim” parameter)

**--noconv**

Do not automatically substitute nucleotide “T” with “U”.

(*default=off*)

**--auto-id**

Automatically generate an ID for each sequence. (*default=off*)

The default mode of RNAsubopt is to automatically determine an ID from the input sequence data if the input file format allows to do that. Sequence IDs are usually given in the FASTA header of input sequences. If this flag is active, RNAsubopt ignores any IDs retrieved from the input and automatically generates an ID for each sequence. This ID consists of a prefix and an increasing number. This flag can also be used to add a FASTA header to the output even if the input has none.

**--id-prefix=STRING**

Prefix for automatically generated IDs (as used in output file names).

(*default=“sequence”*)

If this parameter is set, each sequences’ FASTA id will be prefixed with the provided string. FASTA ids then take the form “>prefix\_xxxx” where xxxx is the sequence number. Note: Setting this parameter implies *--auto-id*.

**--id-delim=CHAR**

Change the delimiter between prefix and increasing number for automatically generated IDs (as used in output file names).

(*default=“\_”*)

This parameter can be used to change the default delimiter “\_” between the prefix string and the increasing number for automatically generated ID.

**--id-digits=INT**

Specify the number of digits of the counter in automatically generated alignment IDs.

(*default=“4”*)

When alignments IDs are automatically generated, they receive an increasing number, starting with 1. This number will always be left-padded by leading zeros, such that the number takes up a certain width. Using this parameter, the width can be specified to the users need. We allow numbers in the range [1:18]. This option implies `--auto-id`.

**--id-start=LONG**

Specify the first number in automatically generated IDs.

(*default="1"*)

When sequence IDs are automatically generated, they receive an increasing number, usually starting with 1. Using this parameter, the first number can be specified to the users requirements. Note: negative numbers are not allowed. Note: Setting this parameter implies to ignore any IDs retrieved from the input data, i.e. it activates the `--auto-id` flag.

**--filename-delim=CHAR**

Change the delimiting character used in sanitized filenames.

(*default="ID-delimiter"*)

This parameter can be used to change the delimiting character used while sanitizing filenames, i.e. replacing invalid characters. Note, that the default delimiter ALWAYS is the first character of the "ID delimiter" as supplied through the `--id-delim` option. If the delimiter is a whitespace character or empty, invalid characters will be simply removed rather than substituted. Currently, we regard the following characters as illegal for use in filenames: backslash `\`, slash `/`, question mark `?`, percent sign `%`, asterisk `*`, colon `:`, pipe symbol `|`, double quote `"`, triangular brackets `<` and `>`.

**--filename-full**

Use full FASTA header to create filenames. (*default=off*)

This parameter can be used to deactivate the default behavior of limiting output filenames to the first word of the sequence ID. Consider the following example: An input with FASTA header `>NM_0001 Homo Sapiens some gene` usually produces output files with the prefix "NM\_0001" without the additional data available in the FASTA header, e.g. "NM\_0001.sub". With this flag set, no truncation of the output filenames is performed, i.e. output filenames receive the full FASTA header data as prefixes. Note, however, that invalid characters (such as whitespace) will be substituted by a delimiting character or simply removed, (see also the parameter option `--filename-delim`).

**Algorithms:**

Select the algorithms which should be applied to the given RNA sequence(s).

**-e, --deltaEnergy=range**

Compute suboptimal structures with energy in a certain range of the optimum (kcal/mol).

Default is calculation of mfe structure only.

**--deltaEnergyPost=range**

Only print structures with energy within range of the mfe after post reevaluation of energies.

Useful in conjunction with `-logML`, `-d1` or `-d3`: while the `-e` option specifies the range before energies are re-evaluated, this option specifies the maximum energy after re-evaluation.

**-s, --sorted**

Sort the suboptimal structures by energy and lexicographical order.

(*default=off*)

Structures are first sorted by energy in ascending order. Within groups of the same energy, structures are then sorted in ascending in lexicographical order of their dot-bracket notation. See the `--en-only` flag to deactivate this second step. Note that sorting is done in memory, thus it can easily lead to exhaustion of RAM! This is especially true if the number of structures produced becomes large or the RNA sequence is rather long. In such cases better use an external sort method, such as UNIX "sort".

**--en-only**

Only sort structures by free energy. (*default=off*)

In combination with *--sorted*, this flag deactivates the second sorting criteria and sorts structures solely by their free energy instead of additionally sorting by lexicographic order in each energy band. This might save some time during the sorting process in situations where lexicographic order is not required.

**-p, --stochBT=number**

Randomly draw structures according to their probability in the Boltzmann ensemble.

Instead of producing all suboptimals in an energy range, produce a random sample of suboptimal structures, drawn with probabilities equal to their Boltzmann weights via stochastic backtracking in the partition function. The *-e* and *-p* options are mutually exclusive.

**--stochBT\_en=number**

Same as “*-stochBT*” but also print free energies and probabilities of the backtraced structures.

**--betaScale=DOUBLE**

Set the scaling of the Boltzmann factors. (*default="1."*)

The argument provided with this option is used to scale the thermodynamic temperature in the Boltzmann factors independently from the temperature of the individual loop energy contributions. The Boltzmann factors then become  $\exp(-dG/(kT*\text{betaScale}))$  where  $k$  is the Boltzmann constant,  $dG$  the free energy contribution of the state and  $T$  the absolute temperature.

**-N, --nonRedundant**

Enable non-redundant sampling strategy.

(*default=off*)

**-S, --pfScale=DOUBLE**

In the calculation of the pf use  $\text{scale}*\text{mfe}$  as an estimate for the ensemble free energy (used to avoid overflows).

(*default="1.07"*)

The default is 1.07, useful values are 1.0 to 1.2. Occasionally needed for long sequences.

**-c, --circ**

Assume a circular (instead of linear) RNA molecule.

(*default=off*)

**-D, --dos**

Compute density of states instead of secondary structures.

(*default=off*)

This option enables the evaluation of the number of secondary structures in certain energy bands around the MFE.

**-z, --zucker**

Compute Zuker suboptimals instead of all suboptimal structures within an energy band around the MFE.

(*default=off*)

**-g, --gquad**

Incorporate G-Quadruplex formation. (*default=off*)

No support of G-quadruplex prediction for stochastic backtracking and Zuker-style suboptimals yet).

**Structure Constraints:**

Command line options to interact with the structure constraints feature of this program

**--maxBPspan=INT**

Set the maximum base pair span.

(*default="1"*)

**-C, --constraint[=filename]**

Calculate structures subject to constraints. (*default=""*)

The program reads first the sequence, then a string containing constraints on the structure encoded with the symbols:

- . (no constraint for this base)
- | (the corresponding base has to be paired)
- x (the base is unpaired)
- < (base i is paired with a base j>i)
- > (base i is paired with a base j<i)
- and matching brackets ( ) (base i pairs base j)

With the exception of |, constraints will disallow all pairs conflicting with the constraint. This is usually sufficient to enforce the constraint, but occasionally a base may stay unpaired in spite of constraints. PF folding ignores constraints of type |.

**--batch**

Use constraints for multiple sequences. (*default=off*)

Usually, constraints provided from input file only apply to a single input sequence. Therefore, RNAsubopt will stop its computation and quit after the first input sequence was processed. Using this switch, RNAsubopt processes multiple input sequences and applies the same provided constraints to each of them.

**--canonicalBOnly**

Remove non-canonical base pairs from the structure constraint.

(*default=off*)

**--enforceConstraint**

Enforce base pairs given by round brackets ( ) in structure constraint.

(*default=off*)

**--shape=filename**

Use SHAPE reactivity data to guide structure predictions.

**--shapeMethod=method**

Select SHAPE reactivity data incorporation strategy.

(*default="D"*)

The following methods can be used to convert SHAPE reactivities into pseudo energy contributions.

D: Convert by using the linear equation according to Deigan et al 2009.

Derived pseudo energy terms will be applied for every nucleotide involved in a stacked pair. This method is recognized by a capital D in the provided parameter, i.e.: `--shapeMethod="D"` is the default setting. The slope *m* and the intercept *b* can be set to a non-default value if necessary, otherwise *m*=1.8 and *b*=-0.6. To alter these parameters, e.g. *m*=1.9 and *b*=-0.7, use a parameter string like this: `--shapeMethod="Dm1.9b-0.7"`. You may also provide only one of the two parameters like: `--shapeMethod="Dm1.9"` or `--shapeMethod="Db-0.7"`.

Z: Convert SHAPE reactivities to pseudo energies according to Zarringhalam

et al 2012. SHAPE reactivities will be converted to pairing probabilities by using linear mapping. Aberration from the observed pairing probabilities will be penalized during the folding recursion. The magnitude of the penalties can be affected by adjusting the factor beta (e.g. `--shapeMethod="Zb0.8"`).

**W:** Apply a given vector of perturbation energies to unpaired nucleotides

according to Washietl et al 2012. Perturbation vectors can be calculated by using RNApvmin.

**--shapeConversion=method**

Select method for SHAPE reactivity conversion.

(*default="O"*)

This parameter is useful when dealing with the SHAPE incorporation according to Zarringhalam et al. The following methods can be used to convert SHAPE reactivities into the probability for a certain nucleotide to be unpaired.

**M:** Use linear mapping according to Zarringhalam et al. **C:** Use a cutoff-approach to divide into paired and unpaired nucleotides (e.g. "C0.25") **S:** Skip the normalizing step since the input data already represents probabilities for being unpaired rather than raw reactivity values **L:** Use a linear model to convert the reactivity into a probability for being unpaired (e.g. "Ls0.68i0.2" to use a slope of 0.68 and an intercept of 0.2) **O:** Use a linear model to convert the log of the reactivity into a probability for being unpaired (e.g. "Os1.6i-2.29" to use a slope of 1.6 and an intercept of -2.29)

**--commands=filename**

Read additional commands from file

Commands include hard and soft constraints, but also structure motifs in hairpin and interior loops that need to be treated differently. Furthermore, commands can be set for unstructured and structured domains.

## Energy Parameters:

Energy parameter sets can be adapted or loaded from user-provided input files

**-T, --temp=DOUBLE**

Rescale energy parameters to a temperature of temp C. Default is 37C.

(*default="37.0"*)

**-P, --paramFile=paramfile**

Read energy parameters from paramfile, instead of using the default parameter set.

Different sets of energy parameters for RNA and DNA should accompany your distribution. See the RNAlib documentation for details on the file format. The placeholder file name DNA can be used to load DNA parameters without the need to actually specify any input file.

**-4, --noTetra**

Do not include special tabulated stabilizing energies for tri-, tetra- and hexaloop hairpins.

(*default=off*)

Mostly for testing.

**--salt=DOUBLE**

Set salt concentration in molar (M). Default is 1.021M.

**-m, --modifications[=STRING]**

Allow for modified bases within the RNA sequence string.

(*default="7I6P9D"*)

Treat modified bases within the RNA sequence differently, i.e. use corresponding energy corrections and/or pairing partner rules if available. For that, the modified bases in the input sequence must be marked by their corresponding one-letter code. If no additional arguments are supplied, all available corrections are

performed. Otherwise, the user may limit the modifications to a particular subset of modifications, resp. one-letter codes, e.g. `-mP6` will only correct for pseudouridine and m6A bases.

Currently supported one-letter codes and energy corrections are:

7: 7-deaza-adenosine (7DA)

I: Inosine

6: N6-methyladenosine (m6A)

P: Pseudouridine

9: Purine (a.k.a. nebularine)

D: Dihydrouridine

**--mod-file=STRING**

Use additional modified base data from JSON file.

### Model Details:

Tweak the energy model and pairing rules additionally using the following parameters

**-d, --dangles=INT**

How to treat “dangling end” energies for bases adjacent to helices in free ends and multi-loops.

*(default=“2”)*

With `-d1` only unpaired bases can participate in at most one dangling end. With `-d2` this check is ignored, dangling energies will be added for the bases adjacent to a helix on both sides in any case; this is the default for mfe and partition function folding (`-p`). The option `-d0` ignores dangling ends altogether (mostly for debugging). With `-d3` mfe folding will allow coaxial stacking of adjacent helices in multi-loops. At the moment the implementation will not allow coaxial stacking of the two interior pairs in a loop of degree 3 and works only for mfe folding.

Note that with `-d1` and `-d3` only the MFE computations will be using this setting while partition function uses `-d2` setting, i.e. dangling ends will be treated differently.

**--noLP**

Produce structures without lonely pairs (helices of length 1).

*(default=off)*

For partition function folding this only disallows pairs that can only occur isolated. Other pairs may still occasionally occur as helices of length 1.

**--noGU**

Do not allow GU pairs.

*(default=off)*

**--noClosingGU**

Do not allow GU pairs at the end of helices.

*(default=off)*

**--logML**

Recompute energies of structures using a logarithmic energy function for multi-loops before output. *(default=off)*

This option does not effect structure generation, only the energies that are printed out. Since logML lowers energies somewhat, some structures may be missing.

**--nsp=STRING**

Allow other pairs in addition to the usual AU,GC,and GU pairs.

Its argument is a comma separated list of additionally allowed pairs. If the first character is a "-" then AB will imply that AB and BA are allowed pairs, e.g. --nsp="-GA" will allow GA and AG pairs. Nonstandard pairs are given 0 stacking energy.

**--energyModel=INT**

Set energy model.

Rarely used option to fold sequences from the artificial ABCD... alphabet, where A pairs B, C-D etc. Use the energy parameters for GC (-e 1) or AU (-e 2) pairs.

**--helical-rise=FLOAT**

Set the helical rise of the helix in units of Angstrom.

(default="2.8")

Use with caution! This value will be re-set automatically to 3.4 in case DNA parameters are loaded via -P DNA and no further value is provided.

**--backbone-length=FLOAT**

Set the average backbone length for looped regions in units of Angstrom.

(default="6.0")

Use with caution! This value will be re-set automatically to 6.76 in case DNA parameters are loaded via -P DNA and no further value is provided.

**4.24.3 REFERENCES**

*If you use this program in your work you might want to cite:*

R. Lorenz, S.H. Bernhart, C. Hoener zu Siederdisen, H. Tafer, C. Flamm, P.F. Stadler and I.L. Hofacker (2011), "ViennaRNA Package 2.0", Algorithms for Molecular Biology: 6:26

I.L. Hofacker, W. Fontana, P.F. Stadler, S. Bonhoeffer, M. Tacker, P. Schuster (1994), "Fast Folding and Comparison of RNA Secondary Structures", Monatshefte f. Chemie: 125, pp 167-188

R. Lorenz, I.L. Hofacker, P.F. Stadler (2016), "RNA folding with hard and soft constraints", Algorithms for Molecular Biology 11:1 pp 1-13

S. Wuchty, W. Fontana, I. L. Hofacker and P. Schuster (1999), "Complete Suboptimal Folding of RNA and the Stability of Secondary Structures", Biopolymers: 49, pp 145-165

M. Zuker (1989), "On Finding All Suboptimal Foldings of an RNA Molecule", Science 244.4900, pp 48-52

Y. Ding, and C.E. Lawrence (2003), "A statistical sampling algorithm for RNA secondary structure prediction", Nucleic Acids Research 31.24, pp 7280-7301

*The energy parameters are taken from:*

D.H. Mathews, M.D. Disney, D. Matthew, J.L. Childs, S.J. Schroeder, J. Susan, M. Zuker, D.H. Turner (2004), "Incorporating chemical modification constraints into a dynamic programming algorithm for prediction of RNA secondary structure", Proc. Natl. Acad. Sci. USA: 101, pp 7287-7292

D.H. Turner, D.H. Mathews (2009), "NNDB: The nearest neighbor parameter database for predicting stability of nucleic acid secondary structure", Nucleic Acids Research: 38, pp 280-282

#### 4.24.4 AUTHOR

Ivo L Hofacker, Stefan Wuchty, Walter Fontana, Ronny Lorenz

#### 4.24.5 REPORTING BUGS

If in doubt our program is right, nature is at fault. Comments should be sent to [rna@tbi.univie.ac.at](mailto:rna@tbi.univie.ac.at).

### 4.25 RNAup

**RNAup** - manual page for RNAup 2.6.4

#### 4.25.1 Synopsis

`RNAup [OPTION] . . .`

#### 4.25.2 DESCRIPTION

RNAup 2.6.4

Calculate the thermodynamics of RNA-RNA interactions

RNAup calculates the thermodynamics of RNA-RNA interactions, by decomposing the binding into two stages. (1) First the probability that a potential binding sites remains unpaired (equivalent to the free energy needed to open the site) is computed. (2) Then this accessibility is combined with the interaction energy to obtain the total binding energy. All calculations are done by computing partition functions over all possible conformations.

RNAup provides two different modes: By default RNAup computes accessibilities, in terms of the free energies needed to open a region (default length 4). It prints the region of highest accessibility and its opening energy to stdout, opening energies for all other regions are written to a file.

.br In interaction mode the interaction between two RNAs is calculated. It is invoked if the input consists of two sequences concatenated with an &, or if the options -X[*pf*] or -b are given. Unless the -b option is specified RNAup assumes that the longer RNA is a structured target sequence while the shorter one is an unstructured small RNA. .br Additionally, for every position along the target sequence we write the best free energy of binding for an interaction that includes this position to the the output file. Output to stdout consists of the location and free energy, dG, for the optimal region of interaction. The binding energy dG is also split into its components the interaction energy dG<sub>int</sub> and the opening energy dG<sub>u\_l</sub> (and possibly dG<sub>u\_s</sub> for the shorter sequence). .br In addition we print the optimal interaction structure as computed by RNAduplex for this region. Note that it can happen that the RNAduplex computed optimal interaction does not coincide with the optimal RNAup region. If the two predictions don't match the structure string is replaced by a run of "." and a message is written to stderr. .br

Each sequence should be in 5' to 3' direction. If the sequence is preceded by a line of the form .. code:

`> name`

the output file "name\_ux\_up.out" is produced, where the "x" in "ux" is the value set by the -u option. Otherwise the file name defaults to RNA\_ux\_up.out. The output is concatenated if a file with the same name exists. .br

RNA sequences are read from stdin as strings of characters. White space and newline within a sequence cause an error! Newline is used to separate sequences. The program will continue to read new sequences until a line consisting of the single character @ or an end of file condition is encountered.

**-h, --help**

Print help and exit



**--detailed-help**

Print help, including all details and hidden options, and exit

**--full-help**

Print help, including hidden options, and exit

**-V, --version**

Print version and exit

**I/O Options:**

Command line options for input and output (pre-)processing

**-o, --no\_output\_file**

Do not produce an output file.

*(default=off)*

**--no\_header**

Do not produce a header with the command line parameters used in the outputfile.

*(default=off)*

**--noconv**

Do not automatically substitute nucleotide "T" with "U".

*(default=off)*

**Algorithms:**

Select additional algorithms which should be included in the calculations.

**-u, --ulength=length**

Specify the length of the unstructured region in the output.

*(default="4")*

The probability of being unpaired is plotted on the right border of the unpaired region. You can specify up to 20 different length values: use "-" to specify a range of continuous values (e.g. *-u 4-8*) or specify a list of comma separated values (e.g. *-u 4,8,15*).

**-c, --contributions=SHIME**

Specify the contributions listed in the output. *(default="S")*

By default only the full probability of being unpaired is plotted. The *-c* option allows one to get the different contributions (c) to the probability of being unpaired: The full probability of being unpaired ("S" is the sum of the probability of being unpaired in the exterior loop ("E"), within a hairpin loop ("H"), within an interior loop ("I") and within a multiloop ("M"). Any combination of these letters may be given.

**Calculations of RNA-RNA interactions:****-w, --window=INT**

Set the maximal length of the region of interaction.

*(default="25")*

**-b, --include\_both**

Include the probability of unpaired regions in both (b) RNAs.

*(default=off)*

By default only the probability of being unpaired in the longer RNA (target) is used.

**-5, --extend5=INT**

Extend the region of interaction in the target to some residues on the 5' side.

The underlying assumption is that it is favorable for an interaction if not only the direct region of contact is unpaired but also a few residues 5'

**-3, --extend3=INT**

Extend the region of interaction in the target to some residues on the 3' side.

The underlying assumption is that it is favorable for an interaction if not only the direct region of contact is unpaired but also a few residues 3'

**--interaction\_pairwise**

Activate pairwise interaction mode. (*default=off*)

The first sequence interacts with the 2nd, the third with the 4th etc. If activated, two interacting sequences may be given in a single line separated by "&" or each sequence may be given on an extra line.

**--interaction\_first**

Activate interaction mode using first sequence only.

(*default=off*)

The interaction of each sequence with the first one is calculated (e.g. interaction of one mRNA with many small RNAs). Each sequence has to be given on an extra line

**-S, --pfScale=DOUBLE**

In the calculation of the pf use  $scale * mfe$  as an estimate for the ensemble free energy (used to avoid overflows).

(*default="1.07"*)

The default is 1.07, useful values are 1.0 to 1.2. Occasionally needed for long sequences.

**Structure Constraints:**

Command line options to interact with the structure constraints feature of this program

**-C, --constraint**

Apply structural constraint(s) during prediction.

(*default=off*)

The program first reads the sequence(s), then a dot-bracket like string containing constraints on the structure. The following symbols are recognized:

. ... no constraint for this base

x ... the base is unpaired

< ... the base pairs downstream, i.e. i is paired with j > i

> ... the base pairs upstream, i.e. i is paired with j < i

() ... base i pairs with base j

| ... the corresponding base has to be paired intermolecularly (only for interaction mode)

## Energy Parameters:

Energy parameter sets can be adapted or loaded from user-provided input files

### **-T, --temp=DOUBLE**

Rescale energy parameters to a temperature of temp C. Default is 37C.

*(default="37.0")*

### **-P, --paramFile=paramfile**

Read energy parameters from paramfile, instead of using the default parameter set.

Different sets of energy parameters for RNA and DNA should accompany your distribution. See the RNAlib documentation for details on the file format. The placeholder file name DNA can be used to load DNA parameters without the need to actually specify any input file.

### **-4, --noTetra**

Do not include special tabulated stabilizing energies for tri-, tetra- and hexaloop hairpins.

*(default=off)*

Mostly for testing.

### **--salt=DOUBLE**

Set salt concentration in molar (M). Default is 1.021M.

### **--saltInit=DOUBLE**

Provide salt correction for duplex initialization (in kcal/mol).

## Model Details:

Tweak the energy model and pairing rules additionally using the following parameters

### **-d, --dangles=INT**

Specify "dangling end" model for bases adjacent to helices in free ends and multi-loops.

*(default="2")*

With -d2 dangling energies will be added for the bases adjacent to a helix on both sides in any case.

The option -d0 ignores dangling ends altogether (mostly for debugging).

### **--noLP**

Produce structures without lonely pairs (helices of length 1).

*(default=off)*

For partition function folding this only disallows pairs that can only occur isolated. Other pairs may still occasionally occur as helices of length 1.

### **--noGU**

Do not allow GU pairs.

*(default=off)*

### **--noClosingGU**

Do not allow GU pairs at the end of helices.

*(default=off)*

### **--nsp=STRING**

Allow other pairs in addition to the usual AU,GC,and GU pairs.

Its argument is a comma separated list of additionally allowed pairs. If the first character is a "-" then AB will imply that AB and BA are allowed pairs, e.g. --nsp="-GA" will allow GA and AG pairs. Nonstandard pairs are given 0 stacking energy.

**-e, --energyModel=INT**

Set energy model.

Rarely used option to fold sequences from the artificial ABCD... alphabet, where A pairs B, C-D etc. Use the energy parameters for GC (-e 1) or AU (-e 2) pairs.

**--helical-rise=FLOAT**

Set the helical rise of the helix in units of Angstrom.

(default="2.8")

Use with caution! This value will be re-set automatically to 3.4 in case DNA parameters are loaded via *-P* DNA and no further value is provided.

**--backbone-length=FLOAT**

Set the average backbone length for looped regions in units of Angstrom.

(default="6.0")

Use with caution! This value will be re-set automatically to 6.76 in case DNA parameters are loaded via *-P* DNA and no further value is provided.

### 4.25.3 REFERENCES

*If you use this program in your work you might want to cite:*

R. Lorenz, S.H. Bernhart, C. Hoener zu Siederdisen, H. Tafer, C. Flamm, P.F. Stadler and I.L. Hofacker (2011), "ViennaRNA Package 2.0", Algorithms for Molecular Biology: 6:26

I.L. Hofacker, W. Fontana, P.F. Stadler, S. Bonhoeffer, M. Tacker, P. Schuster (1994), "Fast Folding and Comparison of RNA Secondary Structures", Monatshefte f. Chemie: 125, pp 167-188

R. Lorenz, I.L. Hofacker, P.F. Stadler (2016), "RNA folding with hard and soft constraints", Algorithms for Molecular Biology 11:1 pp 1-13

U. Mueckstein, H. Tafer, J. Hackermueller, S.H. Bernhart, P.F. Stadler, and I.L. Hofacker (2006), "Thermodynamics of RNA-RNA Binding", Bioinformatics: 22(10), pp 1177-1182

*The energy parameters are taken from:*

D.H. Mathews, M.D. Disney, D. Matthew, J.L. Childs, S.J. Schroeder, J. Susan, M. Zuker, D.H. Turner (2004), "Incorporating chemical modification constraints into a dynamic programming algorithm for prediction of RNA secondary structure", Proc. Natl. Acad. Sci. USA: 101, pp 7287-7292

D.H Turner, D.H. Mathews (2009), "NNDB: The nearest neighbor parameter database for predicting stability of nucleic acid secondary structure", Nucleic Acids Research: 38, pp 280-282

### 4.25.4 EXAMPLES

.B Output to stdout:

In Interaction mode RNAup prints the most favorable interaction energy between the two sequences to stdout. The most favorable interaction energy (dG) depends on the position in the longer sequence (region [i,j]) and the position in the shorter sequence (region[k,l]): dG[i,j;k,l]. dG[i,j;k,l] is the largest contribution to dG[i,j] = sum\_kl dG[i,j;k,l] which is given in the output file: therefore dG[i,j;k,l] <= dG[i,j].

```
`` .....1.....2.....3.....4.....5.....6.....7.....8``
> franz
GGAGUAGGUUAUCCUCUGUU
> sissi
AGGACAACCU
dG = dGint + dGu_l
(((((((((&))))))))) 6,15 : 1,10 (-6.66 = -9.89 + 3.23)
```

(continues on next page)

(continued from previous page)

```
AGGUUAUCCU&AGGACAACCU
RNAup output in file: franz_sissi_w25_u3_4_up.out
```

where the result line contains following information

```
RNA duplex results      [i,j]      [k,l]      dG = dGint + dGu_l
(((((((((&)))))).)))) 6,15      : 1,10      (-6.66=-9.89+3.23)
```

.RD .B Output to file:

Output to file contains a header including date, the command line of the call to RNAup, length and names of the input sequence(s) followed by the sequence(s). The first sequence is the target sequence. Printing of the header can be turned off using the -nh option.

The line directly after the header gives the column names for the output:

```
position      dGu_l for -u 3      dGu_l for -u 4      dG
#      pos      u3S      u3H      u4S      u4H      dG
```

where all information refers to the target sequence. The dGu\_l column contains information about the -u value (u=3 or u=4) and the contribution to the free energy to open all structures “S” or only hairpin loops “H”, see option -c. NA means that no results is possible (e.g. column u3S row 2: no region of length 3 ending at position 2 exists).

```
# Thu Apr 10 09:15:11 2008
# RNAup -u 3,4 -c SH -b
# 20 franz
# GGAGUAGGUUAUCCUCUGUU
# 10 sissi
# AGGACAACCU
#      pos      u3S      u3H      u4S      u4H      dG
1      NA      NA      NA      NA      -1.540
2      NA      NA      NA      NA      -1.540
3      1.371      NA      NA      NA      -1.217
4      1.754      5.777      1.761      NA      -1.393
5      1.664      3.140      1.811      5.800      -1.393
```

If the -b option is selected position and dGu\_s values for the shorter sequence are written after the information for the target sequence.

## 4.25.5 AUTHOR

Ivo L Hofacker, Peter F Stadler, Ulrike Mueckstein, Ronny Lorenz

## 4.25.6 REPORTING BUGS

If in doubt our program is right, nature is at fault. Comments should be sent to [rna@tbi.univie.ac.at](mailto:rna@tbi.univie.ac.at).

## Main Programs

Program	Description
<i>RNA2Dfold</i>	Compute MFE structure, partition function and representative sample structures of k,l neighborhoods
<i>RNAaliduplex</i>	Predict conserved RNA-RNA interactions between two alignments
<i>RNAalifold</i>	Calculate secondary structures for a set of aligned RNA sequences
<i>RNAcofold</i>	Calculate secondary structures of two RNAs with dimerization
<i>RNAdistance</i>	Calculate distances between RNA secondary structures
<i>RNA DOS</i>	Calculate the density of states for each energy band of an RNA
<i>RNA duplex</i>	Compute the structure upon hybridization of two RNA strands
<i>RNAeval</i>	Evaluate free energy of RNA sequences with given secondary structure
<i>RNAfold</i>	Calculate minimum free energy secondary structures and partition function of RNAs
<i>RNAheat</i>	Calculate the specific heat (melting curve) of an RNA sequence
<i>RNAinverse</i>	Find RNA sequences with given secondary structure (sequence design)
<i>RNALali-fold</i>	Calculate locally stable secondary structures for a set of aligned RNAs
<i>RNALfold</i>	Calculate locally stable secondary structures of long RNAs
<i>RNAmulti-fold</i>	Compute thermodynamic properties for interaction complexes of multiple RNAs
<i>RNApaln</i>	RNA alignment based on sequence base pairing propensities
<i>RNApdist</i>	Calculate distances between thermodynamic RNA secondary structures ensembles
<i>RNA-parconv</i>	Convert energy parameter files from ViennaRNA 1.8 to 2.0 format
<i>RNApKplex</i>	Predict RNA secondary structures including pseudoknots
<i>RNAplex</i>	Find targets of a query RNA
<i>RNAplfold</i>	Calculate average pair probabilities for locally stable secondary structures
<i>RNAplot</i>	Draw RNA Secondary Structures in PostScript, SVG, or GML
<i>RNApvmmin</i>	Calculate a perturbation vector that minimizes discrepancies between predicted and observed pairing probabilities
<i>RNA snoop</i>	Find targets of a query H/ACA snoRNA
<i>RNAsubopt</i>	Calculate suboptimal secondary structures of RNAs
<i>RNAup</i>	Calculate the thermodynamics of RNA-RNA interactions

## Additional Programs

We include the following additional programs in our distribution of the ViennaRNA Package. Whether or not they are installed together with the ViennaRNA Package depends on its *Configuration*.

Program	Description
AnalyseDists	Analyse a distance matrix
AnalyseSeqs	Analyse a set of sequences of common length
Kinfold	Simulate kinetic folding of RNA secondary structures
kinwalker	Predict RNA folding trajectories
RNAforester	Compare RNA secondary structures via forest alignment
RNAlocmin	Calculate local minima from structures via gradient walks
RNAexplorer	Explore the RNA conformation space through sampling and other techniques

## USING RNALIB

### 5.1 Linking against RNALib

In order to use our implemented algorithms you simply need to link your program to our *RNALib* C-library that usually comes along with the ViennaRNA Package installation. If you've installed the ViennaRNA Package as a pre-build binary package, you probably need the corresponding development package, e.g. `viennarna-devel`, or `viennarna-dev`. The only thing that is left is to include the ViennaRNA header files into your source code, e.g.:

```
#include <ViennaRNA/mfe.h>
```

and start using our fast and efficient algorithm implementations.

---

#### See also...

In the *C Examples* section, we list a small set of example code that usually is a good starting point for your application.

---

#### 5.1.1 Compiler and Linker flags

Of course, simply adding the ViennaRNA header files into your source code is usually not enough. You probably need to tell your compiler where to find the header files, and sometimes add additional pre-processor directives. Whenever your installation of *RNALib* was build with default settings and the header files were installed into their default location, a simple:

```
-I/usr/include
```

pre-processor/compile flag should suffice. It can even be omitted in this case, since your compiler should search this directory by default anyway. You only need to change the path from `/usr/include` to the correct location whenever the header files have been installed into a non-standard directory.

If you've compiled *RNALib* with some non-default settings then you probably need to define some additional pre-processor macros:

- `VRNA_DISABLE_C11_FEATURES ...` Disable C11/C++11 features.

**Warning:** Add this directive to your pre-processor/compile flags only if *RNALib* was build with the `--disable-c11` configure option.

---

#### See also...

*Disable C11/C++11 features* and `vrna_C11_features()`

---

- `VRNA_WARN_DEPRECATED` ... Enable warnings for using deprecated symbols.

---

**Note:** Adding this directive enables compiler warnings whenever you use symbols in *RNAlib* that are marked *deprecated*.

---

---

**See also...**

*Deprecated symbols* and *Deprecated List*

---

- `USE_FLOAT_PF` ... Use single precision floating point operations instead of double precision in partition function computations.

**Warning:** Define this macro only if *RNAlib* was build with the `--enable-floatpf` configure option!

---

---

**See also...**

*Single precision*

---

For instance, you might want to add the following definition(s) to your pre-processor/compile flags:

```
-DVRNA_DISABLE_C11_FEATURES
```

---

Finally, linking against *RNAlib* is achieved by adding the following linker flag:

```
-L/usr/lib -lRNA -flto -fopenmp
```

---

Again, the path to the library, `/usr/lib`, may be omitted if this path is searched for libraries by default. The second flag tells the linker to include `libRNA.a`, and the remaining two flags activate *Link Time Optimization* and *OpenMP* support, respectively.

---

**Note:** Depending on your linker, the last two flags may differ.

Depending on your configure time decisions, you can drop one or both of the last flags.

In case you've compiled *RNAlib* with LTO support (See *Link Time Optimization*) and you are using a different compiler for your third-party project that links against our library, you may add the `-fno-lto` flag to disable Link Time Optimization.

---

---

**See also...**

*Linking fails with LTO error*

---



## 5.1.2 The pkg-config tool

Instead of hard-coding the required compiler and linker flags, you can also let the `pkg-config` tool automatically determine the required flags. This tool is usually packaged for any Linux distribution and should be available for MacOS X and MinGW as well. We ship a file `RNAlib2.pc` which is installed along with the static `libRNA.a` C-library and populated with all required compiler and linker flags that correspond to your configure time decisions.

The compiler flags required for properly building your code that uses *RNAlib* can be easily obtained via:

```
pkg-config --cflags RNAlib2
```

You get the corresponding linker flags using:

```
pkg-config --libs RNAlib2
```

With this widely accepted standard it is also very easy to integrate *RNAlib* in your autotools project, just have a look at the `PKG_CHECK_MODULES` macro.

## 5.2 C Examples

### 5.2.1 MFE Prediction (simple interface)

```
#include <stdlib.h>
#include <stdio.h>
#include <string.h>

#include <ViennaRNA/fold.h>
#include <ViennaRNA/utils/basic.h>

int
main()
{
    /* The RNA sequence */
    char *seq = "GAGUAGUGGAACCGGCUAUGUUUGUGACUCGCAGACUAACA";

    /* allocate memory for MFE structure (length + 1) */
    char *structure = (char *)vrna_alloc(sizeof(char) * (strlen(seq) + 1));

    /* predict Minmum Free Energy and corresponding secondary structure */
    float mfe = vrna_fold(seq, structure);

    /* print sequence, structure and MFE */
    printf("%s\n%s [ %.2f ]\n", seq, structure, mfe);

    /* cleanup memory */
    free(structure);

    return 0;
}
```

## 5.2.2 MFE Prediction (VRNA 3.0 interface)

```

#include <stdlib.h>
#include <stdio.h>

#include <ViennaRNA/fold_compound.h>
#include <ViennaRNA/utils/basic.h>
#include <ViennaRNA/utils/strings.h>
#include <ViennaRNA/mfe.h>

int
main()
{
    /* initialize random number generator */
    vrna_init_rand();

    /* Generate a random sequence of 50 nucleotides */
    char *seq = vrna_random_string(50, "ACGU");

    /* Create a fold compound for the sequence */
    vrna_fold_compound_t *fc = vrna_fold_compound(seq, NULL, VRNA_OPTION_DEFAULT);

    /* allocate memory for MFE structure (length + 1) */
    char *structure = (char *)vrna_alloc(sizeof(char) * (strlen(seq) + 1));

    /* predict Minnum Free Energy and corresponding secondary structure */
    float mfe = vrna_mfe(fc, structure);

    /* print sequence, structure and MFE */
    printf("%s\n%s [ %.2f ]\n", seq, structure, mfe);

    /* cleanup memory */
    free(seq);
    free(structure);
    vrna_fold_compound_free(fc);

    return 0;
}

```

## 5.2.3 MFE and Centroid structure Prediction

```

#include <stdio.h>
#include <stdlib.h>
#include <string.h>

#include <ViennaRNA/data_structures.h>
#include <ViennaRNA/params/basic.h>
#include <ViennaRNA/utils/basic.h>
#include <ViennaRNA/eval.h>
#include <ViennaRNA/fold.h>
#include <ViennaRNA/part_func.h>

```

(continues on next page)

(continued from previous page)

```

int
main(int argc,
      char *argv[])
{
    char          *seq =
↳ "AGACGACAAGGUUGAAUUCGACCCACAGUCUAUGAGUCGGUGACAACAUAUCGAAAGGCUGUAAAAUCAAUUAUUCACCACAGGGGGCCCCGUGUC
↳ ";
    char          *mfe_structure = vrna_alloc(sizeof(char) * (strlen(seq) +
↳ 1));
    char          *prob_string   = vrna_alloc(sizeof(char) * (strlen(seq) +
↳ 1));

    /* get a vrna_fold_compound with default settings */
    vrna_fold_compound_t *vc = vrna_fold_compound(seq, NULL, VRNA_OPTION_DEFAULT);

    /* call MFE function */
    double        mfe = (double)vrna_mfe(vc, mfe_structure);

    printf("%s\n%s (%6.2f)\n", seq, mfe_structure, mfe);

    /* rescale parameters for Boltzmann factors */
    vrna_exp_params_rescale(vc, &mfe);

    /* call PF function */
    FLT_OR_DBL en = vrna_pf(vc, prob_string);

    /* print probability string and free energy of ensemble */
    printf("%s (%6.2f)\n", prob_string, en);

    /* compute centroid structure */
    double dist;
    char      *cent = vrna_centroid(vc, &dist);

    /* print centroid structure, its free energy and mean distance to the ensemble */
    printf("%s (%6.2f d=%6.2f)\n", cent, vrna_eval_structure(vc, cent), dist);

    /* free centroid structure */
    free(cent);

    /* free pseudo dot-bracket probability string */
    free(prob_string);

    /* free mfe structure */
    free(mfe_structure);

    /* free memory occupied by vrna_fold_compound */
    vrna_fold_compound_free(vc);

    return EXIT_SUCCESS;
}

```

## 5.2.4 Suboptimal Structure Prediction

using the callback mechanism

```
#include <stdlib.h>
#include <stdio.h>

#include <ViennaRNA/fold_compound.h>
#include <ViennaRNA/utils/basic.h>
#include <ViennaRNA/utils/strings.h>
#include <ViennaRNA/subopt.h>

void
subopt_callback(const char *structure,
               float      energy,
               void      *data)
{
    /* simply print the result and increase the counter variable by 1 */
    if (structure)
        printf("%d.\t%s\t%6.2f\n", *((int *)data)++, structure, energy);
}

int
main()
{
    /* initialize random number generator */
    vrna_init_rand();

    /* Generate a random sequence of 50 nucleotides */
    char *seq = vrna_random_string(50, "ACGU");

    /* Create a fold compound for the sequence */
    vrna_fold_compound_t *fc = vrna_fold_compound(seq, NULL, VRNA_OPTION_DEFAULT);

    int counter = 0;

    /*
     * call subopt to enumerate all secondary structures in an energy band of
     * 5 kcal/mol of the MFE and pass it the address of the callback and counter
     * variable
     */
    vrna_subopt_cb(fc, 500, &subopt_callback, (void *)&counter);

    /* cleanup memory */
    free(seq);
    vrna_fold_compound_free(fc);

    return 0;
}
```

## 5.2.5 Base Pair Probabilities

```

#include <stdlib.h>
#include <stdio.h>
#include <string.h>

#include <ViennaRNA/fold.h>
#include <ViennaRNA/part_func.h>
#include <ViennaRNA/utils/basic.h>

int
main()
{
    /* The RNA sequence */
    char *seq = "GAGUAGUGGAACCAGGCCUAUGUUUGUGACUCGCGACUAACA";

    /* allocate memory for pairing propensity string (length + 1) */
    char *propensity = (char *)vrna_alloc(sizeof(char) * (strlen(seq) + 1));

    /* pointers for storing and navigating through base pair probabilities */
    vrna_ep_t *ptr, *pair_probabilities = NULL;

    float en = vrna_pf_fold(seq, propensity, &pair_probabilities);

    /* print sequence, pairing propensity string and ensemble free energy */
    printf("%s\n%s [ %.2f ]\n", seq, propensity, en);

    /* print all base pairs with probability above 50% */
    for (ptr = pair_probabilities; ptr->i != 0; ptr++)
        if (ptr->p > 0.5)
            printf("p(%d, %d) = %g\n", ptr->i, ptr->j, ptr->p);

    /* cleanup memory */
    free(pair_probabilities);
    free(propensity);

    return 0;
}

```

## 5.2.6 MFE Consensus Structure Prediction

```

#include <stdlib.h>
#include <stdio.h>
#include <string.h>

#include <ViennaRNA/alifold.h>
#include <ViennaRNA/utils/basic.h>
#include <ViennaRNA/utils/alignments.h>

int
main()
{
    /* The RNA sequence alignment */
    const char *sequences[] = {
        "CUGCCUCAACGUUUGGCCUCAGUUACCCGUAGAUGUAGUGAGGGU",

```

(continues on next page)

```

    "CUGCCUCACAACAUUUGUGCCUCAGUUACUCAUAGAUGUAGUGAGGGU",
    "---CUCGACACCACU---GCCUCGGUUACCCAUCGGUGCAGUGCGGGU",
    NULL /* indicates end of alignment */
};

/* compute the consensus sequence */
char *cons = consensus(sequences);

/* allocate memory for MFE consensus structure (length + 1) */
char *structure = (char *)vrna_alloc(sizeof(char) * (strlen(sequences[0]) + 1));

/* predict Minimum Free Energy and corresponding secondary structure */
float mfe = vrna_alifold(sequences, structure);

/* print consensus sequence, structure and MFE */
printf("%s\n%s [ %6.2f ]\n", cons, structure, mfe);

/* cleanup memory */
free(cons);
free(structure);

return 0;
}

```

## 5.2.7 MFE Prediction (deviating from default settings)

```

#include <stdlib.h>
#include <stdio.h>
#include <string.h>

#include <ViennaRNA/model.h>
#include <ViennaRNA/fold_compound.h>
#include <ViennaRNA/utils/basic.h>
#include <ViennaRNA/utils/strings.h>
#include <ViennaRNA/mfe.h>

int
main()
{
    /* initialize random number generator */
    vrna_init_rand();

    /* Generate a random sequence of 50 nucleotides */
    char *seq = vrna_random_string(50, "ACGU");

    /* allocate memory for MFE structure (length + 1) */
    char *structure = (char *)vrna_alloc(sizeof(char) * (strlen(seq) + 1));

    /* create a new model details structure to store the Model Settings */
    vrna_md_t md;

    /* ALWAYS set default model settings first! */
    vrna_md_set_default(&md);
}

```

(continues on next page)

(continued from previous page)

```

/* change temperature and activate G-Quadruplex prediction */
md.temperature = 25.0; /* 25 Deg Celcius */
md.gquad      = 1;    /* Turn-on G-Quadruples support */

/* create a fold compound */
vrna_fold_compound_t *fc = vrna_fold_compound(seq, &md, VRNA_OPTION_DEFAULT);

/* predict Minmum Free Energy and corresponding secondary structure */
float mfe = vrna_mfe(fc, structure);

/* print sequence, structure and MFE */
printf("%s\n%s [ %6.2f ]\n", seq, structure, mfe);

/* cleanup memory */
free(structure);
vrna_fold_compound_free(fc);

return 0;
}

```

## 5.2.8 Soft Constraints

```

#include <stdlib.h>
#include <stdio.h>

#include <ViennaRNA/fold_compound.h>
#include <ViennaRNA/utils/basic.h>
#include <ViennaRNA/utils/strings.h>
#include <ViennaRNA/constraints/soft.h>
#include <ViennaRNA/mfe.h>

int
main()
{
    /* initialize random number generator */
    vrna_init_rand();

    /* Generate a random sequence of 50 nucleotides */
    char *seq = vrna_random_string(50, "ACGU");

    /* Create a fold compound for the sequence */
    vrna_fold_compound_t *fc = vrna_fold_compound(seq, NULL, VRNA_OPTION_DEFAULT);

    /* Add soft constraint of -1.7 kcal/mol to nucleotide 5 whenever it appears in an
    ↪unpaired context */
    vrna_sc_add_up(fc, 5, -1.7, VRNA_OPTION_DEFAULT);

    /* allocate memory for MFE structure (length + 1) */
    char *structure = (char *)vrna_alloc(sizeof(char) * 51);

    /* predict Minmum Free Energy and corresponding secondary structure */
    float mfe = vrna_mfe(fc, structure);

```

(continues on next page)

(continued from previous page)

```

/* print sequence, structure and MFE */
printf("%s\n%s [ %.2f ]\n", seq, structure, mfe);

/* cleanup memory */
free(seq);
free(structure);
vrna_fold_compound_free(fc);

return 0;
}

```

## 5.2.9 A more elaborate (old) example

```

#include <stdio.h>
#include <stdlib.h>
#include <math.h>
#include <string.h>
#include "utils.h"
#include "fold_vars.h"
#include "fold.h"
#include "part_func.h"
#include "inverse.h"
#include "RNAstruct.h"
#include "treedist.h"
#include "stringdist.h"
#include "profiledist.h"

void
main()
{
    char          *seq1 = "CGCAGGGGAUACCCGCG", *seq2 = "GCGCCCAUAGGGACGC",
                *struct1, *struct2, *xstruc;
    float         e1, e2, tree_dist, string_dist, profile_dist, kT;
    Tree          *T1, *T2;
    swString      *S1, *S2;
    float         *pf1, *pf2;
    FLT_OR_DBL    *bppm;

    /* fold at 30C instead of the default 37C */
    temperature = 30.;          /* must be set *before* initializing */

    /* allocate memory for structure and fold */
    struct1 = (char *)space(sizeof(char) * (strlen(seq1) + 1));
    e1      = fold(seq1, struct1);

    struct2 = (char *)space(sizeof(char) * (strlen(seq2) + 1));
    e2      = fold(seq2, struct2);

    free_arrays();          /* free arrays used in fold() */

    /* produce tree and string representations for comparison */
    xstruc  = expand_Full(struct1);
    T1     = make_tree(xstruc);
    S1     = Make_swString(xstruc);

```

(continues on next page)



(continued from previous page)

```

free(xstruc);

xstruc = expand_Full(struct2);
T2     = make_tree(xstruc);
S2     = Make_swString(xstruc);
free(xstruc);

/* calculate tree edit distance and aligned structures with gaps */
edit_backtrack = 1;
tree_dist     = tree_edit_distance(T1, T2);
free_tree(T1);
free_tree(T2);
unexpand_aligned_F(aligned_line);
printf("%s\n%s  %3.2f\n", aligned_line[0], aligned_line[1], tree_dist);

/* same thing using string edit (alignment) distance */
string_dist = string_edit_distance(S1, S2);
free(S1);
free(S2);
printf("%s mfe=%5.2f\n%s mfe=%5.2f dist=%3.2f\n",
       aligned_line[0], e1, aligned_line[1], e2, string_dist);

/* for longer sequences one should also set a scaling factor for
 * partition function folding, e.g: */
kT     = (temperature + 273.15) * 1.98717 / 1000.; /* kT in kcal/mol */
pf_scale = exp(-e1 / kT / strlen(seq1));

/* calculate partition function and base pair probabilities */
e1 = pf_fold(seq1, struct1);
/* get the base pair probability matrix for the previous run of pf_fold() */
bppm = export_bppm();
pf1   = Make_bp_profile_bppm(bppm, strlen(seq1));

e2 = pf_fold(seq2, struct2);
/* get the base pair probability matrix for the previous run of pf_fold() */
bppm = export_bppm();
pf2   = Make_bp_profile_bppm(bppm, strlen(seq2));

free_pf_arrays(); /* free space allocated for pf_fold() */

profile_dist = profile_edit_distance(pf1, pf2);
printf("%s free energy=%5.2f\n%s free energy=%5.2f dist=%3.2f\n",
       aligned_line[0], e1, aligned_line[1], e2, profile_dist);

free_profile(pf1);
free_profile(pf2);
}

```

## 5.3 Python Examples

### 5.3.1 MFE Prediction (flat interface)

```
import RNA

# The RNA sequence
seq = "GAGUAGUGGAACCAGGCCUAUGUUUGUGACUCGCAGACUAACA"

# compute minimum free energy (MFE) and corresponding structure
(ss, mfe) = RNA.fold(seq)

# print output
print("{}\n{} [ {:.2f} ]".format(seq, ss, mfe))
```

### 5.3.2 MFE Prediction (object oriented interface)

```
import RNA;

sequence = "CGCAGGGAUACCCGCG"

# create new fold_compound object
fc = RNA.fold_compound(sequence)

# compute minimum free energy (mfe) and corresponding structure
(ss, mfe) = fc.mfe()

# print output
print("{} [ {:.2f} ]".format(ss, mfe))
```

### 5.3.3 Suboptimal Structure Prediction

```
import RNA

sequence = "GGGGAAAACCCC"

# Set global switch for unique ML decomposition
RNA.cvar.uniq_ML = 1

subopt_data = { 'counter' : 1, 'sequence' : sequence }

# Print a subopt result as FASTA record
def print_subopt_result(structure, energy, data):
    if not structure == None:
        print(">subopt {:d}".format(data['counter']))
        print("{}\n{} [ {:.2f} ]".format(data['sequence'], structure, energy))
        # increase structure counter
        data['counter'] = data['counter'] + 1

# Create a 'fold_compound' for our sequence
a = RNA.fold_compound(sequence)

# Enumerate all structures 500 docal/mol = 5 kcal/mol arround
```

(continues on next page)

(continued from previous page)

```
# the MFE and print each structure using the function above
a.subopt_cb(500, print_subopt_result, subopt_data);
```

### 5.3.4 Boltzmann Sampling

a.k.a. Probabilistic Backtracing

```
import RNA

sequence =
↪ "UGGGAUAGUCUCUCCGAGUCUCGCGGGCGACGGGCGAUCUUCGAAAGUGGAAUCCGUACUUAUACCGCCUGUGCGGACUACUAUCCUGACCACAU
↪ "

def store_structure(s, data):
    """
    A simple callback function that stores
    a structure sample into a list
    """
    if s:
        data.append(s)

    """
    First we prepare a fold_compound object
    """

    # create model details
    md = RNA.md()

    # activate unique multibranch loop decomposition
    md.uniq_ML = 1

    # create fold compound object
    fc = RNA.fold_compound(sequence, md)

    # compute MFE
    (ss, mfe) = fc.mfe()

    # rescale Boltzmann factors according to MFE
    fc.exp_params_rescale(mfe)

    # compute partition function to fill DP matrices
    fc.pf()

    """
    Now we are ready to perform Boltzmann sampling
    """

    # 1. backtrack a single sub-structure of length 10
    print("{}".format(fc.pbacktrack5(10)))

    # 2. backtrack a single sub-structure of length 50
    print("{}".format(fc.pbacktrack5(50)))
```

(continues on next page)

```

# 3. backtrace multiple sub-structures of length 10 at once
for s in fc.pbacktrack5(20, 10):
    print("{}".format(s))

# 4. backtrace multiple sub-structures of length 50 at once
for s in fc.pbacktrack5(100, 50):
    print("{}".format(s))

# 5. backtrace a single structure (full length)
print("{}".format(fc.pbacktrack()))

# 6. backtrace multiple structures at once
for s in fc.pbacktrack(100):
    print("{}".format(s))

# 7. backtrace multiple structures non-redundantly
for s in fc.pbacktrack(100, RNA.PBACKTRACK_NON_REDUNDANT):
    print("{}".format(s))

# 8. backtrace multiple structures non-redundantly (with resume option)
num_samples = 500
iterations = 15
d = None # pbacktrack memory object
s_list = []

for i in range(0, iterations):
    d, ss = fc.pbacktrack(num_samples, d, RNA.PBACKTRACK_NON_REDUNDANT)
    s_list = s_list + list(ss)

for s in s_list:
    print("{}".format(s))

# 9. backtrace multiple sub-structures of length 50 in callback mode
ss = []
i = fc.pbacktrack5(100, 50, store_structure, ss)

for s in ss:
    print("{}".format(s))

# 10. backtrace multiple full-length structures in callback mode
ss = list()
i = fc.pbacktrack(100, store_structure, ss)

for s in ss:
    print("{}".format(s))

# 11. non-redundantly backtrace multiple full-length structures in callback mode
ss = list()
i = fc.pbacktrack(100, store_structure, ss, RNA.PBACKTRACK_NON_REDUNDANT)

for s in ss:
    print("{}".format(s))

# 12. non-redundantly backtrace multiple full length structures
# in callback mode with resume option
ss = []

```

(continues on next page)

(continued from previous page)

```

d = None # pbacktrack memory object

for i in range(0, iterations):
    d, i = fc.pbacktrack(num_samples, store_structure, ss, d, RNA.PBACKTRACK_NON_
↳REDUNDANT)

for s in ss:
    print("{}".format(s))

# 13. backtrace a single substructure from the sequence interval [10:50]
print("{}".format(fc.pbacktrack_sub(10, 50)))

# 14. backtrace multiple substructures from the sequence interval [10:50]
for s in fc.pbacktrack_sub(100, 10, 50):
    print("{}".format(s))

# 15. backtrace multiple substructures from the sequence interval [10:50] non-
↳redundantly
for s in fc.pbacktrack_sub(100, 10, 50, RNA.PBACKTRACK_NON_REDUNDANT):
    print("{}".format(s))

```

### 5.3.5 RNAfold -p MEA equivalent

```

#!/usr/bin/python
#

import RNA

seq =
↳"AUUUCACUAGAGAAGGUCUAGAGUGUUGUCGUGUUGUCAGAAGUCCCUAUUCCAGGUACGAACACGGUGGAUAUGUUCGACGACAGGAUCGGCGCA
↳"

# create fold_compound data structure (required for all subsequently applied
↳algorithms)
fc = RNA.fold_compound(seq)

# compute MFE and MFE structure
(mfe_struct, mfe) = fc.mfe()

# rescale Boltzmann factors for partition function computation
fc.exp_params_rescale(mfe)

# compute partition function
(pp, pf) = fc.pf()

# compute centroid structure
(centroid_struct, dist) = fc.centroid()

# compute free energy of centroid structure
centroid_en = fc.eval_structure(centroid_struct)

# compute MEA structure
(MEA_struct, MEA) = fc.MEA()

```

(continues on next page)

```

# compute free energy of MEA structure
MEA_en = fc.eval_structure(MEA_struct)

# print everything like RNAfold -p --MEA
print("{}\n{} ({}:6.2f)".format(seq, mfe_struct, mfe))
print("{} [{}:6.2f]".format(pp, pf))
print("{} [{}:6.2f d=[:.2f]]".format(centroid_struct, centroid_en, dist))
print("{} [{}:6.2f MEA=[:.2f]]".format(MEA_struct, MEA_en, MEA))
print(" frequency of mfe structure in ensemble {}g; ensemble diversity {}:-6.2f".
      ↪format(fc.pr_structure(mfe_struct), fc.mean_bp_distance()))

```

### 5.3.6 MFE Consensus Structure Prediction

```

import RNA

# The RNA sequence alignment
sequences = [
    "CUGCCUCACAACGUUUGUGCCUCAGUUACCCGUAGAUGUAGUGAGGGU",
    "CUGCCUCACAACAUUUGUGCCUCAGUUACUCAUAGAUGUAGUGAGGGU",
    "---CUCGACACCACU---GCCUCGGUUACCCAUCGGUGCAGUGCAGGGU"
]

# compute the consensus sequence
cons = RNA.consensus(sequences)

# predict Minmum Free Energy and corresponding secondary structure
(ss, mfe) = RNA.alifold(sequences);

# print output
print("{}\n{} [ {}:6.2f ]".format(cons, ss, mfe))

```

### 5.3.7 MFE Prediction (deviating from default settings)

```

import RNA

# The RNA sequence
seq = "GAGUAGUGGAACCAGGCUAUGUUUGUGACUCGACAGACUAACA"

# create a new model details structure
md = RNA.md()

# change temperature and dangle model
md.temperature = 20.0 # 20 Deg Celcius
md.dangles     = 1    # Dangle Model 1

# create a fold compound
fc = RNA.fold_compound(seq, md)

# predict Minmum Free Energy and corresponding secondary structure
(ss, mfe) = fc.mfe()

# print sequence, structure and MFE
print("{}\n{} [ {}:6.2f ]".format(seq, ss, mfe))

```

## 5.3.8 Fun with Soft Constraints

```

import RNA

seq1 = "CUCGUCGCCUUAUCCAGUGCGGGCGCUAGACAUCUAGUUAUCGCCGCAA"

# Turn-off dangles globally
RNA.cvar.dangles = 0

# Data structure that will be passed to our MaximumMatching() callback with two
↳ components:
# 1. a 'dummy' fold_compound to evaluate loop energies w/o constraints, 2. a fresh set
↳ of energy parameters
mm_data = { 'dummy': RNA.fold_compound(seq1), 'params': RNA.param() }

# Nearest Neighbor Parameter reversal functions
revert_NN = {
    RNA.DECOMP_PAIR_HP:      lambda i, j, k, l, f, p: - f.eval_hp_loop(i, j) - 100,
    RNA.DECOMP_PAIR_IL:     lambda i, j, k, l, f, p: - f.eval_int_loop(i, j, k, l) -
↳ 100,
    RNA.DECOMP_PAIR_ML:     lambda i, j, k, l, f, p: - p.MLclosing - p.MLintern[0] -
↳ (j - i - k + l - 2) * p.MLbase - 100,
    RNA.DECOMP_ML_ML_STEM:  lambda i, j, k, l, f, p: - p.MLintern[0] - (l - k - 1)
↳ * p.MLbase,
    RNA.DECOMP_ML_STEM:    lambda i, j, k, l, f, p: - p.MLintern[0] - (j - i - k +
↳ l) * p.MLbase,
    RNA.DECOMP_ML_ML:      lambda i, j, k, l, f, p: - (j - i - k + l) * p.MLbase,
    RNA.DECOMP_ML_ML_ML:   lambda i, j, k, l, f, p: 0,
    RNA.DECOMP_ML_UP:      lambda i, j, k, l, f, p: - (j - i + 1) * p.MLbase,
    RNA.DECOMP_EXT_STEM:   lambda i, j, k, l, f, p: - f.eval_ext_stem(k, l),
    RNA.DECOMP_EXT_EXT:    lambda i, j, k, l, f, p: 0,
    RNA.DECOMP_EXT_STEM_EXT: lambda i, j, k, l, f, p: - f.eval_ext_stem(i, k),
    RNA.DECOMP_EXT_EXT_STEM: lambda i, j, k, l, f, p: - f.eval_ext_stem(l, j),
}

# Maximum Matching callback function (will be called by RNALib in each decomposition
↳ step)
def MaximumMatching(i, j, k, l, d, data):
    return revert_NN[d](i, j, k, l, data['dummy'], data['params'])

# Create a 'fold_compound' for our sequence
fc = RNA.fold_compound(seq1)

# Add maximum matching soft-constraints
fc.sc_add_f(MaximumMatching)
fc.sc_add_data(mm_data, None)

# Call MFE algorithm
(s, mm) = fc.mfe()

# print result
print("{}\n{} (MM: {:d})".format(seq1, s, int(-mm)))

```

## 5.3.9 Parsing Alignments

Reading the first entry from a STOCKHOLM 1.0 formatted MSA file `msa.stk` may look like this:

```
num, names, aln, id, ss = RNA.file_msa_read("msa.stk")
```

Similarly, if the file contains more than one alignment, one can use the `RNA.file_msa_read_record()` function to subsequently read each alignment separately:

```
with open("msa.stk") as f:
    while True:
        num, names, aln, id, ss = RNA.file_msa_read_record(f)
        if num < 0:
            break
        elif num == 0:
            print("empty alignment")
        else:
            print(names, aln)
```

After successfully reading the first record, the variable `num` contains the number of sequences in the alignment (the actual return value of the C-function), while the variables `names`, `aln`, `id`, and `ss` are lists of the sequence names and aligned sequences, as well as strings holding the alignment ID and the structure as stated in the `SS_cons` line, respectively.

---

**Note:** The last two return values may be empty strings in case the alignment does not provide the required data.

---

## 5.4 Perl 5 Examples

### 5.4.1 MFE Prediction (flat interface)

```
use RNA;

# The RNA sequence
my $seq = "GAGUAGUGGAACCGGCUAUGUUUGUGACUCGCAGACUAACA";

# compute minimum free energy (MFE) and corresponding structure
my ($ss, $mfe) = RNA::fold($seq);

# print output
printf "%s\n%s [ %.2f ]\n", $seq, $ss, $mfe;
```

### 5.4.2 MFE Prediction (object oriented interface)

```
#!/usr/bin/perl

use warnings;
use strict;

use RNA;

my $seq1 = "CGCAGGGAUACCCGCG";
```

(continues on next page)



(continued from previous page)

```

# create new fold_compound object
my $fc = new RNA::fold_compound($seq1);

# compute minimum free energy (mfe) and corresponding structure
my ($ss, $mfe) = $fc->mfe();

# print output
printf "%s [ %6.2f ]\n", $ss, $mfe;

```

### 5.4.3 MFE Consensus Structure Prediction

```

use RNA;

# The RNA sequence alignment
my @sequences = (
    "CUGCCUCACAACGUUUGGCCUCAGUUACCCGUAGAUGUAGUGAGGGU",
    "CUGCCUCACAACAUUUGGCCUCAGUUACUCAUAGAUGUAGUGAGGGU",
    "---CUCGACACCACU---GCCUCGUUACCCAUCGGUGCAGUGCGGGU"
);

# compute the consensus sequence
my $cons = RNA::consensus(\@sequences);

# predict Minmum Free Energy and corresponding secondary structure
my ($ss, $mfe) = RNA::alifold(\@sequences);

# print output
printf "%s\n%s [ %6.2f ]\n", $cons, $ss, $mfe;

```

### 5.4.4 MFE Prediction (deviating from default settings)

```

use RNA;

# The RNA sequence
my $seq = "GAGUAGUGGAACCAGGCUAUGUUUGUGACUCGCAGACUAACA";

# create a new model details structure
my $md = new RNA::md();

# change temperature and dangle model
$md->{temperature} = 20.0; # 20 Deg Celcius
$md->{dangles} = 1; # Dangle Model 1

# create a fold compound
my $fc = new RNA::fold_compound($seq, $md);

# predict Minmum Free Energy and corresponding secondary structure
my ($ss, $mfe) = $fc->mfe();

# print sequence, structure and MFE
printf "%s\n%s [ %6.2f ]\n", $seq, $ss, $mfe;

```

## 5.4.5 Fun with Soft Constraints

```

use strict;
use warnings;
use Data::Dumper;
use RNA;

my $seq1 = "CUCGUCGCCUUAUCCAGUGCGGGCGCUAGACAUUCUAGUUAUCGCCGCAA";

# Turn-off dangles globally
$RNA::dangles = 0;

# Data structure that will be passed to our MaximumMatching() callback with two
↳ components:
# 1. a 'dummy' fold_compound to evaluate loop energies w/o constraints, 2. a fresh set
↳ of energy parameters
my %mm_data = ( 'dummy' => new RNA::fold_compound($seq1), 'params' => new
↳ RNA::param() );

# Nearest Neighbor Parameter reversal functions
my %revert_NN = (
  RNA::DECOMP_PAIR_HP => sub { my ($i, $j, $k, $l, $f, $p) = @_; return - $f->eval
↳ hp_loop($i, $j) - 100};,
  RNA::DECOMP_PAIR_IL => sub { my ($i, $j, $k, $l, $f, $p) = @_; return - $f->eval
↳ int_loop($i, $j, $k, $l) - 100},
  RNA::DECOMP_PAIR_ML => sub { my ($i, $j, $k, $l, $f, $p) = @_; return - $p->
↳ {MLclosing} - $p->{MLintern}[0] - ($j - $i - $k + $l - 2) * $p->{MLbase} - 100},
  RNA::DECOMP_ML_ML_STEM => sub { my ($i, $j, $k, $l, $f, $p) = @_; return - $p->
↳ {MLintern}[0] - ($l - $k - 1) * $p->{MLbase}},
  RNA::DECOMP_ML_ML_ML => sub { my ($i, $j, $k, $l, $f, $p) = @_; return 0},
  RNA::DECOMP_ML_STEM => sub { my ($i, $j, $k, $l, $f, $p) = @_; return - $p->
↳ {MLintern}[0] - ($j - $i - $k + $l) * $p->{MLbase}},
  RNA::DECOMP_ML_ML => sub { my ($i, $j, $k, $l, $f, $p) = @_; return - ($j - $i -
↳ $k + $l) * $p->{MLbase}},
  RNA::DECOMP_ML_UP => sub { my ($i, $j, $k, $l, $f, $p) = @_; return - ($j - $i +
↳ 1) * $p->{MLbase}},
  RNA::DECOMP_EXT_STEM => sub { my ($i, $j, $k, $l, $f, $p) = @_; return - $f->E
↳ ext_loop($k, $l)},
  RNA::DECOMP_EXT_EXT => sub { my ($i, $j, $k, $l, $f, $p) = @_; return 0},
  RNA::DECOMP_EXT_STEM_EXT => sub { my ($i, $j, $k, $l, $f, $p) = @_; return - $f->
↳ E_ext_loop($i, $k)},
  RNA::DECOMP_EXT_EXT_STEM => sub { my ($i, $j, $k, $l, $f, $p) = @_; return : - $f-
↳ E_ext_loop($l, $j)},
  RNA::DECOMP_EXT_EXT_STEM1 => sub { my ($i, $j, $k, $l, $f, $p) = @_; return - $f-
↳ E_ext_loop($l, $j - 1)},
);

# Maximum Matching callback function (will be called by RNALib in each decomposition
↳ step)
sub MaximumMatching {
  my ($i, $j, $k, $l, $d, $data) = @_;
  return $revert_NN{$d}->($i, $j, $k, $l, $data->{'dummy'}, $data->{'params'}) if
↳ defined $revert_NN{$d};
  return 0;
}

# Create a 'fold_compound' for our sequence

```

(continues on next page)

(continued from previous page)

```
my $fc = new RNA::fold_compound($seq1);

# Add maximum matching soft-constraints
$fc->sc_add_f(\&MaximumMatching);
$fc->sc_add_data(\%mm_data, undef);

# Call MFE algorithm
my ($s, $mm) = $fc->mfe();

# print result
printf("%s\n%s (MM: %d)\n", $seq1, $s, - $mm);
```



## I/O FORMATS

Below, you'll find a listing of different sections that introduce the most common notations of sequence and structure data, specifications of bioinformatics sequence and structure file formats, and various output file formats produced by our library.

### 6.1 RNA Structures

Here, we describe the different notations and representations of RNA secondary structures used throughout our library and prediction tools.

#### 6.1.1 Dot-Bracket Notation

The Dot-Bracket notation as introduced already in the early times of the ViennaRNA Package denotes base pairs by matching pairs of parenthesis ( ) and unpaired nucleotides by dots . .

---

**Note:** This is the standard representation of a secondary structure in our library.

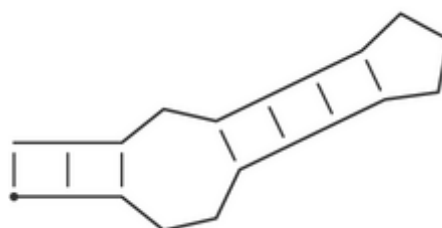
---

Based on that notation, more elaborate representations have been developed to include additional information, such as the loop context a nucleotide belongs to and to annotated pseudo-knots.

Consider the following secondary structure in dot-bracket notation:

```
(((. . (((. . .))) .)))
```

which, drawn as a secondary structure graph, looks like:



It is a stem-loop structure consisting of a an outer helix of 3 base pairs followed by an interior loop of size 3, a second helix of length 4, and a hairpin loop of size 3.

## Pseudo Dot-Bracket Notation

Base pair probabilities are sometimes summarized in *pseudo dot-bracket notation* with the additional symbols `,`, `|`, `{`, `}`. Here, the usual `(`, `)`, `.`, represent bases with a strong preference (more than 2/3) to pair upstream (with a partner further 3'), pair down-stream, or do not pair, respectively. `{`, `}`, and `,` are just the weaker version of the above and `|` represents a base that is mostly paired but has pairing partners both upstream and downstream. In this case opening and closing brackets do not need to match.

## Extended Dot-Bracket Notation

A more generalized version of the original Dot-Bracket notation may use additional pairs of brackets, such as `<>`, `{}`, and `[]`, and matching pairs of uppercase/lowercase letters. This allows for annotating pseudo-knots, since different pairs of brackets are not required to be nested.

The following annotations of a simple structure with two crossing helices of size 4 are equivalent:

```
<<<<[[[...>>>>]]]]
(((AAAA...)))aaaa
AAAA{{{...aaa}}}}
```

### See also...

```
vrna_db_pack(),      vrna_db_unpack(),      vrna_db_flatten(),      vrna_db_flatten_to(),
vrna_db_from_ptable(),      vrna_db_from_plist(),      vrna_db_to_element_string(),
vrna_db_pk_remove()
```

## 6.1.2 WUSS notation

The Washington University Secondary Structure (WUSS) notation is frequently used for consensus secondary structures, e.g. in *Stockholm 1.0 format*

This notation allows for a fine-grained annotation of base pairs and unpaired nucleotides, including pseudo-knots.

### See also...

WUSS notation in the infernal user guide at <http://eddylab.org/infernal/Userguide.pdf>

Below, you'll find a list of secondary structure elements and their corresponding WUSS annotation.

- **Base pairs**

Nested base pairs are annotated by matching pairs of the symbols `<>`, `()`, `{}`, and `[]`. Each of the matching pairs of parenthesis have their special meaning, however, when used as input in our programs, e.g. structure constraint, these details are usually ignored. Furthermore, base pairs that constitute as pseudo-knot are denoted by letters from the latin alphabet and are, if not denoted otherwise, ignored entirely in our programs.

- **Hairpin loops**

Unpaired nucleotides that constitute the hairpin loop are indicated by underscores, `_`. Here is an example:

```
<<<<<_>>>>>
```

- **Bulges and interior loops**

Residues that constitute a bulge or interior loop are denoted by dashes, `-`:

```
(((-<<_>>-)))
```

- **Multibranch loops**

Unpaired nucleotides in multibranch loops are indicated by commas , :

```
(( ( , <<_____>> , <<_____>> ) ) )
```

- **External residues**

Single stranded nucleotides in the exterior loop, i.e. not enclosed by any other pair are denoted by colons, ::

```
<<<_____>>:::
```

- **Insertions**

In cases where an alignment represents the consensus with a known structure, insertions relative to the known structure are denoted by periods, .. Regions where local structural alignment was invoked, leaving regions of both target and query sequence unaligned, are indicated by tildes, ~.

These symbols only appear in alignments of a known (query) structure annotation to a target sequence of unknown structure.

- **Pseudo-knots**

The WUSS notation allows for annotation of pseudo-knots using pairs of upper-case/lower-case letters. Our programs and library functions usually ignore pseudo-knots entirely treating them as unpaired nucleotides, if not stated otherwise:

```
<<<_AAA_>>>aaa
```

See also...

[vrna\\_db\\_from\\_WUSS\(\)](#)

### 6.1.3 Abstract Shapes

Abstract Shapes, introduced by Giegerich *et al.* [2004], collapse the secondary structure while retaining the nestedness of helices and hairpin loops.

The abstract shapes representation abstracts the structure from individual base pairs and their corresponding location in the sequence, while retaining the inherent nestedness of helices and hairpin loops.

Below is a description of what is included in the abstract shapes abstraction for each respective level together with an example structure:

```
CGUCUUA AACUCAUCACCGUGUGGAGCUGCGACCCUCCCUAGAUUCGAAGACGAG
(((((((...(((...(((...))))))...(((...((.....))..)))))))))..
```

Shape Level	Description	Result
1	Most accurate - all loops and all unpaired	[-[[]]-[[]]-]
2	Nesting pattern for all loop types and unpaired regions in external loop and multiloop	[[[]][[]]-]
3	Nesting pattern for all loop types but no unpaired regions	[[[]][[]]]
4	Helix nesting pattern in external loop and multiloop	[[[]][[]]]
5	Most abstract - helix nesting pattern and no unpaired regions	[[[]][[]]]

**Note:** Our implementations also provide the special Shape Level 0, which does not collapse any structural features but simply convert base pairs and unpaired nucleotides into their corresponding set of symbols for abstract shapes.

---

See also...

`vrna_abstract_shapes()`, `vrna_abstract_shapes_pt()`

---

## 6.1.4 Tree Representations

Secondary structures can be readily represented as trees, where internal nodes represent base pairs, and leaves represent unpaired nucleotides. The dot-bracket structure string already is a tree represented by a string of parenthesis (base pairs) and dots for the leaf nodes (unpaired nucleotides).

Alternatively, one may find representations with two types of node labels, P for paired and U for unpaired; a dot is then replaced by (U), and each closed bracket is assigned an additional identifier P. We call this the expanded notation. In Fontana *et al.* [1993] a condensed representation of the secondary structure is proposed, the so-called homeomorphically irreducible tree (HIT) representation. Here a stack is represented as a single pair of matching brackets labeled P and weighted by the number of base pairs. Correspondingly, a contiguous strain of unpaired bases is shown as one pair of matching brackets labeled U and weighted by its length. Generally any string consisting of matching brackets and identifiers is equivalent to a plane tree with as many different types of nodes as there are identifiers.

Shapiro [1988] proposed a coarse grained representation which does not retain the full information of the secondary structure. He represents the different structure elements by single matching brackets and labels them as

- H (hairpin loop),
- I (interior loop),
- B (bulge),
- M (multi-loop), and
- S (stack).

We extend his alphabet by an extra letter for external elements E. Again these identifiers may be followed by a weight corresponding to the number of unpaired bases or base pairs in the structure element. All tree representations (except for the dot-bracket form) can be encapsulated into a virtual root (labeled R).

The following example illustrates the different linear tree representations used by the package:

Consider the secondary structure represented by the dot-bracket string (full tree):

```
.( ( ( . ( ( ( . . . ) ) ) ) . . ( ( . . ) ) ) ) .
```

which is the most convenient condensed notation used by our programs and library functions.

Then, the following tree representations are equivalent:

- Expanded tree:

```
((U)((U)(U)((U)(U)(U)P)P)P)(U)(U)((U)(U)P)P)P)(U)R
```

- HIT representation ([Fontana *et al.*, 1993]):

```
((U1)((U2)((U3)P3)(U2)((U2)P2)P2)(U1)R)
```

- Coarse Grained Tree Representation ([Shapiro, 1988]):

- Short (with root node R, without stem nodes S):

```
((H)((H)M)R)
```

- Full (with root node  $R'$ ):



```
(((H)S)((H)S)M)S)R)
```

- Extended (with root node R, with external nodes E):

```
((((H)S)((H)S)M)S)E)R)
```

- Weighted (with root node R, with external nodes E):

```
((((H3)S3)((H2)S2)M4)S2)E2)R)
```

The Expanded tree is rather clumsy and mostly included for the sake of completeness. The different versions of Coarse Grained Tree Representations are variations of Shapiro's linear tree notation.

For the output of aligned structures from string editing, different representations are needed, where we put the label on both sides. The above examples for tree representations would then look like:

```
a) (UU) (P(P(P(P(UU) (UU) (P(P(P(UU) (UU) (UU)P)P)P) (UU) (UU) (P(P(UU) (U...
b) (UU) (P2 (P2 (U2U2) (P2 (U3U3)P3) (U2U2) (P2 (U2U2)P2)P2) (UU)P2) (UU)
c) (B(M(HH) (HH)M)B)
   (S(B(S(M(S(HH)S) (S(HH)S)M)S)B)S)
   (E(S(B(S(M(S(HH)S) (S(HH)S)M)S)B)S)E)
d) (R(E2(S2(B1(S2(M4(S3(H3)S3) ((H2)S2)M4)S2)B1)S2)E2)R)
```

Aligned structures additionally contain the gap character \_.

**See also...**

[vrna\\_db\\_to\\_tree\\_string\(\)](#), [vrna\\_tree\\_string\\_unweight\(\)](#), [vrna\\_tree\\_string\\_to\\_db\(\)](#)

## 6.2 Multiple Sequence Alignments (MSA)

### 6.2.1 ClustalW format

The *ClustalW* format is a relatively simple text file containing a single multiple sequence alignment of DNA, RNA, or protein sequences. It was first used as an output format for the *clustalw* programs, but nowadays it may also be generated by various other sequence alignment tools. The specification is straight forward:

- The first line starts with the words:

```
CLUSTAL W
```

or:

```
CLUSTALW
```

- After the above header there is at least one empty line
- Finally, one or more blocks of sequence data are following, where each block is separated by at least one empty line.

Each line in a blocks of sequence data consists of the sequence name followed by the sequence symbols, separated by at least one whitespace character. Usually, the length of a sequence in one block does not exceed 60 symbols. Optionally, an additional whitespace separated cumulative residue count may follow the sequence symbols. Optionally, a block may be followed by a line depicting the degree of conservation of the respective alignment columns.

**Note:** Sequence names and the sequences must not contain whitespace characters! Allowed gap symbols are the hyphen (-), and dot (.).

**Warning:** Please note that many programs that output this format tend to truncate the sequence names to a limited number of characters, for instance the first 15 characters. This can destroy the uniqueness of identifiers in your MSA.

Here is an example alignment in ClustalW format:

```

CLUSTAL W (1.83) multiple sequence alignment

AL031296.1/85969-86120      _
↪ CUGCCUCACAACGUUUGGCCUCAGUUACCCGUAGAUGUAGUGAGGGUAACAAUACUUAC
AANU01225121.1/438-603      _
↪ CUGCCUCACAACAUUUGGCCUCAGUUACUCAUAGAUGUAGUGAGGGUGACAAUACUUAC
AAWR02037329.1/29294-29150  ---CUCGACACCACU---
↪ GCCUCGGUUAACCAUCGGUGCAGUGCGGGUAGUAGUACCAAU

AL031296.1/85969-86120      UCUCGUUGGUGUAAGGAACAGCU
AANU01225121.1/438-603      UCUCGUUGGUGUAAGGAACAGCU
AAWR02037329.1/29294-29150  GCUAAUUAGUUGUGAGGACCAACU

```

## 6.2.2 Stockholm 1.0 format

Here is an example alignment in Stockholm 1.0 format:

```

# STOCKHOLM 1.0

#=GF AC   RF01293
#=GF ID   ACA59
#=GF DE   Small nucleolar RNA ACA59
#=GF AU   Wilkinson A
#=GF SE   Predicted; WAR; Wilkinson A
#=GF SS   Predicted; WAR; Wilkinson A
#=GF GA   43.00
#=GF TC   44.90
#=GF NC   40.30
#=GF TP   Gene; snRNA; snoRNA; HACA-box;
#=GF BM   cmbuild -F CM SEED
#=GF CB   cmcalibrate --mpi CM
#=GF SM   cmsearch --cpu 4 --verbose --nohmmonly -E 1000 -Z 549862.597050 CM SEQDB
#=GF DR   snoRNABase; ACA59;
#=GF DR   SO; 0001263; ncRNA_gene;
#=GF DR   GO; 0006396; RNA_processing;
#=GF DR   GO; 0005730; nucleolus;
#=GF RN   [1]
#=GF RM   15199136
#=GF RT   Human box H/ACA pseudouridylation guide RNA machinery.
#=GF RA   Kiss AM, Jady BE, Bertrand E, Kiss T
#=GF RL   Mol Cell Biol. 2004;24:5797-5807.
#=GF WK   Small_nucleolar_RNA
#=GF SQ   3

```

(continues on next page)



- *src* is the name of the sequence source
- *start* is the start of the aligned region within the source (0-based)
- *size* is the length of the aligned region without gap characters
- *strand* is either (+) or (-), depicting the location of the aligned region relative to the source
- *srcSize* is the size of the entire sequence source, e.g. the full chromosome
- *sequence* is the aligned sequence including gaps depicted by the hyphen (-)

Here is an example alignment in MAF format (bluntly taken from the [UCSC Genome browser website](#)):

```
##maf version=1 scoring=tba.v8
# tba.v8 ((human chimp) baboon) (mouse rat))
# multiz.v7
# maf_project.v5 _tba_right.maf3 mouse _tba_C
# single_cov2.v4 single_cov2 /dev/stdin

a score=23262.0
s hg16.chr7 27578828 38 + 158545518 AAA-GGGAATGTTAACCAAATGA---ATTGTCTCTTACGGTG
s panTro1.chr6 28741140 38 + 161576975 AAA-GGGAATGTTAACCAAATGA---ATTGTCTCTTACGGTG
s baboon 116834 38 + 4622798 AAA-GGGAATGTTAACCAAATGA---GTTGTCTCTTATGGTG
s mm4.chr6 53215344 38 + 151104725 -AATGGGAATGTTAAGCAAACGA---ATTGTCTCTCAGTGTG
s rn3.chr4 81344243 40 + 187371129 -AA-GGGGATGCTAAGCCAATGAGTTGTTGTCTCTCAATGTG

a score=5062.0
s hg16.chr7 27699739 6 + 158545518 TAAAGA
s panTro1.chr6 28862317 6 + 161576975 TAAAGA
s baboon 241163 6 + 4622798 TAAAGA
s mm4.chr6 53303881 6 + 151104725 TAAAGA
s rn3.chr4 81444246 6 + 187371129 taagga

a score=6636.0
s hg16.chr7 27707221 13 + 158545518 gcagctgaaaaca
s panTro1.chr6 28869787 13 + 161576975 gcagctgaaaaca
s baboon 249182 13 + 4622798 gcagctgaaaaca
s mm4.chr6 53310102 13 + 151104725 ACAGCTGAAAATA
```

## 6.3 Command Files

The RNAlib and many programs of the ViennaRNA Package can parse and apply data from so-called *command files*. These commands may refer to structure constraints or even extensions of the RNA folding grammar (such as *Unstructured Domains*).

Commands are given as a line of whitespace delimited data fields. The syntax we use extends the constraint definitions used in the *mfold* or *UNAFold* software, where each line begins with a command character followed by a set of positions.

However, we introduce several new commands, and allow for an optional loop type context specifier in form of a sequence of characters, and an orientation flag that enables one to force a nucleotide to pair upstream, or downstream.

### 6.3.1 Constraint commands

The following set of commands is recognized:

- F ... Force
- P ... Prohibit
- C ... Conflicts/Context dependency
- A ... Allow (for non-canonical pairs)
- E ... Soft constraints for unpaired position(s), or base pair(s)

### 6.3.2 RNA folding grammar extensions

- UD ... Add ligand binding using the *Unstructured Domains* feature

### 6.3.3 Specification of the loop type context

The optional loop type context specifier [LOOP] may be a combination of the following:

- E ... Exterior loop
- H ... Hairpin loop
- I ... Internal/Interior loop
- M ... Multibranch loop
- A ... All loops

For structure constraints, we additionally allow one to address base pairs enclosed by a particular kind of loop, which results in the specifier [WHERE] which consists of [LOOP] plus the following character:

- i ... enclosed pair of an Interior loop
- m ... enclosed pair of a Multibranch loop

If no [LOOP] or [WHERE] flags are set, all contexts are considered (equivalent to A).

### 6.3.4 Controlling the orientation of base pairing

For particular nucleotides that are forced to pair, the following [ORIENTATION] flags may be used:

- U ... Upstream
- D ... Downstream

If no [ORIENTATION] flag is set, both directions are considered.

### 6.3.5 Sequence coordinates

Sequence positions of nucleotides/base pairs are 1-based and consist of three positions  $i$ ,  $j$ , and  $k$ . Alternatively, four positions may be provided as a pair of two position ranges  $[i : j]$ , and  $[k : l]$  using the - sign as delimiter within each range, i.e.  $i-j$ , and  $k-l$ .

### 6.3.6 Valid constraint commands

Below are resulting general cases that are considered *valid* constraints:

- **“Forcing a range of nucleotide positions to be paired”:**

```
F i 0 k [WHERE] [ORIENTATION]
```

Description:

Enforces the set of  $k$  consecutive nucleotides starting at position  $i$  to be paired. The optional loop type specifier [WHERE] allows to force them to appear as closing/enclosed pairs of certain types of loops.

- **“Forcing a set of consecutive base pairs to form”:**

```
F i j k [WHERE]
```

Description:

Enforces the base pairs  $(i, j), \dots, (i + (k - 1), j - (k - 1))$  to form. The optional loop type specifier [WHERE] allows to specify in which loop context the base pair must appear.

- **“Prohibiting a range of nucleotide positions to be paired”:**

```
P i 0 k [WHERE]
```

Description:

Prohibit a set of  $k$  consecutive nucleotides to participate in base pairing, i.e. make these positions unpaired. The optional loop type specifier [WHERE] allows to force the nucleotides to appear within the loop of specific types.

- **“Prohibiting a set of consecutive base pairs to form”:**

```
P i j k [WHERE]
```

Description:

Prohibit the base pairs  $(i, j), \dots, (i + (k - 1), j - (k - 1))$  to form. The optional loop type specifier [WHERE] allows to specify the type of loop they are disallowed to be the closing or an enclosed pair of.

- **“Prohibiting two ranges of nucleotides to pair with each other”:**

```
P i-j k-l [WHERE]
```

Description:

Prohibit any nucleotide  $p \in [i : j]$  to pair with any other nucleotide  $q \in [k : l]$ . The optional loop type specifier [WHERE] allows to specify the type of loop they are disallowed to be the closing or an enclosed pair of.

- **“Enforce a loop context for a range of nucleotide positions”:**

```
C i 0 k [WHERE]
```

Description:

This command enforces nucleotides to be unpaired similar to *prohibiting* nucleotides to be paired, as described above. It too marks the corresponding nucleotides to be unpaired, however, the [WHERE] flag can be used to enforce specific loop types the nucleotides must appear in.

- **“Remove pairs that conflict with a set of consecutive base pairs”:**

```
C i j k
```

Description:

Remove all base pairs that conflict with a set of consecutive base pairs  $(i, j), \dots, (i + (k - 1), j - (k - 1))$ . Two base pairs  $(i, j)$  and  $(p, q)$  conflict with each other if  $i < p < j < q$ , or  $p < i < q < j$ .

- “Allow a set of consecutive (non-canonical) base pairs to form”:

```
A i j k [WHERE]
```

Description:

This command enables the formation of the consecutive base pairs  $(i, j), \dots, (i + (k - 1), j - (k - 1))$ , no matter if they are *canonical*, or *non-canonical*. In contrast to the above **F** and **W** commands, which remove conflicting base pairs, the **A** command does not. Therefore, it may be used to allow *non-canonical* base pair interactions. Since the RNAlib does not contain free energy contributions  $E_{ij}$  for non-canonical base pairs  $(i, j)$ , they are scored as the *maximum* of similar, known contributions. In terms of a *Nussinov* like scoring function the free energy of non-canonical base pairs is therefore estimated as

$$E_{ij} = \min \left[ \max_{(i,k) \in \{GC,CG,AU,UA,GU,UG\}} E_{ik}, \max_{(k,j) \in \{GC,CG,AU,UA,GU,UG\}} E_{kj} \right].$$

The optional loop type specifier [WHERE] allows to specify in which loop context the base pair may appear.

- “Apply pseudo free energy to a range of unpaired nucleotide positions”:

```
E i 0 k e
```

Description:

Use this command to apply a pseudo free energy of  $e$  to the set of  $k$  consecutive nucleotides, starting at position  $i$ . The pseudo free energy is applied only if these nucleotides are considered unpaired in the recursions, or evaluations, and is expected to be given in units of  $\text{kcal} \cdot \text{mol}^{-1}$ .

- “Apply pseudo free energy to a set of consecutive base pairs”:

```
E i j k e
```

Description:

Use this command to apply a pseudo free energy of  $e$  to the set of base pairs  $(i, j), \dots, (i + (k - 1), j - (k - 1))$ . Energies are expected to be given in units of  $\text{kcal} \cdot \text{mol}^{-1}$ .

### 6.3.7 Valid domain extensions commands

- “Add ligand binding to unpaired motif (a.k.a. unstructured domains)”:

```
UD m e [LOOP]
```

Description:

Add ligand binding to unpaired sequence motif  $m$  (given in IUPAC format, capital letters) with binding energy  $e$  in particular loop type(s).

Example:

```
UD AAA -5.0 A
```

The above example applies a binding free energy of  $-5 \text{ kcal} \cdot \text{mol}^{-1}$  for a motif **AAA** that may be present in all loop types.

## 6.4 Energy Parameters

### 6.4.1 Modified Bases

The functions `vrna_sc_mod()`, `vrna_sc_mod_json()` and alike implement an energy correction framework to account for modified bases in the secondary structure predictions. To supply these functions with the energy parameters and general specifications of the base modification, the following JSON data format may be used:

JSON data must consist of a header section `modified_bases`. This header is an object with the mandatory keys:

- `name` specifying a name of the modified base
- `unmodified` that consists of a single upper-case letter of the unmodified version of this base,
- the `one_letter_code` key to specify which letter is used for the modified bases in the subsequent energy parameters, and
- an array of `pairing_partners`

The latter must be uppercase characters. An optional `sources` key may contain an array of related publications, e.g. those the parameters have been derived from.

Next to the header may follow additional keys to specify the actual energy contributions of the modified base in various loop contexts. All energy contributions must be specified in free energies  $\Delta G$  in units of  $\text{kcal} \cdot \text{mol}^{-1}$ . To allow for rescaling of the free energies at temperatures that differ from the default ( $37^\circ\text{C}$ ), enthalpy parameters  $\Delta H$  may be specified as well. Those, however are optional. The keys for free energy (at  $37^\circ\text{C}$ ) and enthalpy parameters have the suffixes `_energies` and `_enthalpies`, respectively.

The parser and underlying framework currently supports the following loop contexts:

- **base pair stacks** (via the `stacking` key prefix).  
This key must point to an object with one key value pair for each stacking interaction data is provided for. Here, the key consists of four upper-case characters denoting the interacting bases, where the the first two represent one strand in 5' to 3' direction and the last two the opposite strand in 3' to 5' direction. The values are energies in  $\text{kcal} \cdot \text{mol}^{-1}$ .
- **terminal mismatches** (via the `mismatch` key prefix).  
This key points to an object with key value pairs for each mismatch energy parameter that is available. Keys are 4 characters long nucleotide one-letter codes as used in base pair stacks above. The second and fourth character denote the two unpaired mismatching bases, while the other two represent the closing base pair.
- **dangling ends** (via the `dangle5` and `dangle3` key prefixes).  
The object behind these keys, again, consists of key value pairs for each dangling end energy parameter. Keys are 3 characters long where the first two represent the two nucleotides that form the base pair, and the third is the unpaired base that either stacks on the 3' or 5' end of the enclosed part of the base pair.
- **terminal pairs** (via the `terminal` key prefix).  
Terminal base pairs, such as AU or GU, sometimes receive an additional energy penalty. The object behind this key may list energy parameters to apply whenever particular base pairs occur at the end of a helix. Each of those parameters is specified as key value pair, where the key consists of two upper-case characters denoting the terminal base pair.

Below is a JSON template specifying most of the possible input parameters. Actual energy parameter files can be found in the source code tarball within the `misc/` subdirectory.

```
{
  "modified_base" : {
    "name" : "My modification (M)",
    "sources" : [
      {
        "authors" : "Author 1, Author 2",
```

(continues on next page)



(continued from previous page)

```

    "title" : "UV-melting of modified oligos",
    "journal" : "Some journal",
    "year" : 2022,
    "doi" : "10.0000/000000"
  }
],
"unmodified" : "G",
"pairing_partners" : [
  "U", "A"
],
"one_letter_code" : "M",
"fallback" : "G",
"stacking_energies" : {
  "MAUU" : -1.2,
  "AGMC" : -2.73
},
"stacking_enthalpies" : {
  "MAUU" : -11.1,
  "AGMC" : -9.73
},
"terminal_energies" : {
  "MU" : 0.5,
  "UM" : 0.5
},
"terminal_enthalpies" : {
  "MU" : 2.0,
  "UM" : 2.0
},
"mismatch_energies" : {
  "CMGM" : -1.11,
  "AGUM" : -0.73
},
"mismatch_enthalpies" : {
  "CMGM" : -11.11,
  "AGUM" : -7.73
},
"dangle5_energies" : {
  "UAM" : -1.01
},
"dangle5_enthalpies" : {
  "UAM" : -6.01
},
"dangle3_energies" : {
  "CGM" : -2.1,
  "GCM" : -1.3
}
}
}

```

An actual example of real-world data may look like

```

{
  "modified_base" : {
    "name" : "Pseudouridine",
    "sources" : [
      {

```

(continues on next page)

(continued from previous page)

```

    "authors": "Graham A. Hudson, Richard J. Bloomingdale, and Brent M. Znosko",
    "title" : "Thermodynamic contribution and nearest-neighbor parameters of_
→pseudouridine-adenosine base pairs in oligoribonucleotides",
    "journal" : "RNA 19:1474-1482",
    "year" : 2013,
    "doi" : "10.1261/rna.039610.113"
  }
],
"unmodified" : "U",
"pairing_partners" : [
  "A"
],
"one_letter_code" : "P",
"fallback" : "U",
"stacking_energies" : {
  "APUA" : -2.8,
  "CPGA" : -2.77,
  "GPCA" : -3.29,
  "UPAA" : -1.62,
  "PAAU" : -2.10,
  "PCAG" : -2.49,
  "PGAC" : -2.2,
  "PUAA" : -2.74
},
"stacking_enthalpies" : {
  "APUA" : -22.08,
  "CPGA" : -16.23,
  "GPCA" : -24.07,
  "UPAA" : -20.81,
  "PAAU" : -12.47,
  "PCAG" : -17.29,
  "PGAC" : -11.19,
  "PUAA" : -26.94
},
"terminal_energies" : {
  "PA" : 0.31,
  "AP" : 0.31
},
"terminal_enthalpies" : {
  "PA" : -2.04,
  "AP" : -2.04
},
"duplexes" : {
  "CGAPACGGCUAUGC" : {
    "length1" : 7,
    "length2" : 7,
    "dG37" : -9.93,
    "dG37_p" : -10.12
  },
  "CGCPACGGCGAUGC" : {
    "length1" : 7,
    "length2" : 7,
    "dG37" : -10.96,
    "dG37_p" : -11.17
  },
  "CGGPACGGCCAUGC" : {

```

(continues on next page)

(continued from previous page)

```

    "length1" : 7,
    "length2" : 7,
    "dG37"    : -11.71,
    "dG37_p"  : -11.53
  },
  "CGUPACGGCAAUGC" : {
    "length1" : 7,
    "length2" : 7,
    "dG37"    : -9.10,
    "dG37_p"  : -8.83
  },
  "CGAPCCGGCUAGGC" : {
    "length1" : 7,
    "length2" : 7,
    "dG37"    : -11.92,
    "dG37_p"  : -11.53
  },
  "CGCPCCGGCGAGGC" : {
    "length1" : 7,
    "length2" : 7,
    "dG37"    : -12.93,
    "dG37_p"  : -12.57
  },
  "CGGPCCGGCCAGGC" : {
    "length1" : 7,
    "length2" : 7,
    "dG37"    : -12.76,
    "dG37_p"  : -12.94
  },
  "CGUPCCGGCAAGGC" : {
    "length1" : 7,
    "length2" : 7,
    "dG37"    : -9.76,
    "dG37_p"  : -10.24
  },
  "CGAPGCGGCUACGC" : {
    "length1" : 7,
    "length2" : 7,
    "dG37"    : -11.45,
    "dG37_p"  : -11.40
  },
  "CGCPGCGGCGACGC" : {
    "length1" : 7,
    "length2" : 7,
    "dG37"    : -12.35,
    "dG37_p"  : -12.45
  },
  "CGGPGCGGCCACGC" : {
    "length1" : 7,
    "length2" : 7,
    "dG37"    : -12.59,
    "dG37_p"  : -12.81
  },
  "CGUPGCGGCAACGC" : {
    "length1" : 7,
    "length2" : 7,

```

(continues on next page)

```
"dG37"      : -10.34,  
"dG37_p"    : -10.11  
},  
"CGAPUCGGCUAAGC" : {  
  "length1" : 7,  
  "length2" : 7,  
  "dG37"    : -10.42,  
  "dG37_p"  : -10.86  
},  
"CGCPUCGGCGAAGC" : {  
  "length1" : 7,  
  "length2" : 7,  
  "dG37"    : -12.06,  
  "dG37_p"  : -11.91  
},  
"CGGPUCGGCCAAGC" : {  
  "length1" : 7,  
  "length2" : 7,  
  "dG37"    : -12.51,  
  "dG37_p"  : -12.27  
},  
"CGUPUCGGCAAAGC" : {  
  "length1" : 7,  
  "length2" : 7,  
  "dG37"    : -9.51,  
  "dG37_p"  : -9.58  
},  
"GCGCAPCGGUA" : {  
  "length1" : 6,  
  "length2" : 6,  
  "dG37"    : -9.90,  
  "dG37_p"  : -9.71  
},  
"GCGCCPCGGGA" : {  
  "length1" : 6,  
  "length2" : 6,  
  "dG37"    : -10.63,  
  "dG37_p"  : -10.84  
},  
"GCGCGPCGGCA" : {  
  "length1" : 6,  
  "length2" : 6,  
  "dG37"    : -10.43,  
  "dG37_p"  : -10.46  
},  
"GCGCUPCGGAA" : {  
  "length1" : 6,  
  "length2" : 6,  
  "dG37"    : -8.55,  
  "dG37_p"  : -8.50  
},  
"PAGCGCAUCGCG" : {  
  "length1" : 6,  
  "length2" : 6,  
  "dG37"    : -8.93,  
  "dG37_p"  : -8.99
```

(continues on next page)

(continued from previous page)

```
    },
    "PCGCGCAGCGCG" : {
      "length1" : 6,
      "length2" : 6,
      "dG37" : -9.56,
      "dG37_p" : -9.66
    },
    "PGGCGCACCGCG" : {
      "length1" : 6,
      "length2" : 6,
      "dG37" : -10.30,
      "dG37_p" : -10.27
    },
    "PUGCGCAACGCG" : {
      "length1" : 6,
      "length2" : 6,
      "dG37" : -9.77,
      "dG37_p" : -9.65
    }
  }
}
```



## CONCEPTS AND ALGORITHMS

Our library is grouped into several modules, each addressing different aspects of RNA secondary structure related problems. This is an overview of the concepts and algorithms for which implementations can be found in this library.

Almost all of them rely on the physics based Nearest Neighbor Model for RNA secondary structure prediction.

### 7.1 Free Energy Evaluation

Secondary structures are decomposed into individual loops to eventually evaluate their stability in terms of free energy. Here, we demonstrate how this is done and which parts of the *RNALib* API are dedicated to free energy evaluation.

#### 7.1.1 Energy Evaluation for Individual Loops

To assess the free energy contribution of a particular loop  $L$  within a secondary structure, two variants are provided

- The *bare* free energy  $E_L$  (usually in units of deka-calories, i.e. multiples of  $10\text{cal} \cdot \text{mol}^{-1}$ , and
- The *Boltzmann weight*  $q = \exp(-\beta E_L)$  of the free energy  $E_L$  (with  $\beta = \frac{1}{RT}$ , gas constant  $R$  and temperature  $T$ )

The latter is usually required for partition function computations.

#### Table of Contents

- *General*
- *Exterior Loops*
- *Hairpin Loops*
- *Internal Loops*
- *Multibranch Loops*

## General

Functions to evaluate the free energy of particular types of loops.

### Functions

```
int vrna_eval_loop_pt(vrna_fold_compound_t *fc, int i, const short *pt)
    #include <ViennaRNA/eval.h> Calculate energy of a loop.
```

#### *SWIG Wrapper Notes:*

This function is attached as method `eval_loop_pt()` to objects of type `fold_compound`. See, e.g. `RNA.fold_compound.eval_loop_pt()` in the *Python API*.

#### Parameters

- **fc** – A `vrna_fold_compound_t` containing the energy parameters and model details
- **i** – position of covering base pair
- **pt** – the pair table of the secondary structure

#### Returns

free energy of the loop in 10cal/mol

```
int vrna_eval_loop_pt_v(vrna_fold_compound_t *fc, int i, const short *pt, int verbosity_level)
    #include <ViennaRNA/eval.h> Calculate energy of a loop.
```

#### Parameters

- **fc** – A `vrna_fold_compound_t` containing the energy parameters and model details
- **i** – position of covering base pair
- **pt** – the pair table of the secondary structure
- **verbosity\_level** – The level of verbosity of this function

#### Returns

free energy of the loop in 10cal/mol

## Exterior Loops

Functions to evaluate the free energy contributions for exterior (external) loops.

### Boltzmann weight (partition function) interface

```
typedef struct vrna_mx_pf_aux_el_s *vrna_mx_pf_aux_el_t
    #include <ViennaRNA/loops/external.h> Auxiliary helper arrays for fast exterior loop computations.
```

#### See also:

`vrna_exp_E_ext_fast_init()`,      `vrna_exp_E_ext_fast_rotate()`,      `vrna_exp_E_ext_fast_free()`,  
`vrna_exp_E_ext_fast()`



*FLT\_OR\_DBL* **vrna\_exp\_E\_ext\_stem**(unsigned int type, int n5d, int n3d, *vrna\_exp\_param\_t* \*p)  
*#include <ViennaRNA/loops/external.h>* Evaluate a stem branching off the exterior loop (Boltzmann factor version)

Given a base pair  $(i, j)$  encoded by *type*, compute the energy contribution including dangling-end/terminal-mismatch contributions. Instead of returning the energy contribution per-se, this function returns the corresponding Boltzmann factor. If either of the adjacent nucleotides  $(i - 1)$  and  $(j + 1)$  must not contribute stacking energy, the corresponding encoding must be  $-1$ .

**See also:**

*vrna\_E\_ext\_stem()*

**Parameters**

- **type** – The base pair encoding
- **n5d** – The encoded nucleotide directly adjacent at the 5' side of the base pair (may be -1)
- **n3d** – The encoded nucleotide directly adjacent at the 3' side of the base pair (may be -1)
- **p** – The pre-computed energy parameters (Boltzmann factor version)

**Returns**

The Boltzmann weighted energy contribution of the introduced exterior-loop stem

*vrna\_mx\_pf\_aux\_el\_t* **vrna\_exp\_E\_ext\_fast\_init**(*vrna\_fold\_compound\_t* \*fc)

*#include <ViennaRNA/loops/external.h>*

void **vrna\_exp\_E\_ext\_fast\_rotate**(*vrna\_mx\_pf\_aux\_el\_t* aux\_mx)

*#include <ViennaRNA/loops/external.h>*

void **vrna\_exp\_E\_ext\_fast\_free**(*vrna\_mx\_pf\_aux\_el\_t* aux\_mx)

*#include <ViennaRNA/loops/external.h>*

*FLT\_OR\_DBL* **vrna\_exp\_E\_ext\_fast**(*vrna\_fold\_compound\_t* \*fc, int i, int j, *vrna\_mx\_pf\_aux\_el\_t* aux\_mx)

*#include <ViennaRNA/loops/external.h>*

void **vrna\_exp\_E\_ext\_fast\_update**(*vrna\_fold\_compound\_t* \*fc, int j, *vrna\_mx\_pf\_aux\_el\_t* aux\_mx)

*#include <ViennaRNA/loops/external.h>*

## Basic free energy interface

int **vrna\_E\_ext\_stem**(unsigned int type, int n5d, int n3d, *vrna\_param\_t* \*p)

*#include <ViennaRNA/loops/external.h>* Evaluate a stem branching off the exterior loop.

Given a base pair  $(i, j)$  encoded by *type*, compute the energy contribution including dangling-end/terminal-mismatch contributions. Instead of returning the energy contribution per-se, this function returns the corresponding Boltzmann factor. If either of the adjacent nucleotides  $(i - 1)$  and  $(j + 1)$  must not contribute stacking energy, the corresponding encoding must be  $-1$ .

**See also:**

*vrna\_E\_exp\_stem()*

**Parameters**

- **type** – The base pair encoding

- **n5d** – The encoded nucleotide directly adjacent at the 5' side of the base pair (may be -1)
- **n3d** – The encoded nucleotide directly adjacent at the 3' side of the base pair (may be -1)
- **p** – The pre-computed energy parameters

**Returns**

The energy contribution of the introduced exterior-loop stem

```
int vrna_eval_ext_stem(vrna_fold_compound_t *fc, int i, int j)
```

*#include* <ViennaRNA/loops/external.h> Evaluate the free energy of a base pair in the exterior loop.

Evaluate the free energy of a base pair connecting two nucleotides in the exterior loop and take hard constraints into account.

Typically, this is simply dangling end contributions of the adjacent nucleotides, potentially a terminal A-U mismatch penalty, and maybe some generic soft constraint contribution for that decomposition.

---

**Note:** For dangles == 1 || 3 this function also evaluates the three additional pairs (i + 1, j), (i, j - 1), and (i + 1, j - 1) and returns the minimum for all four possibilities in total.

---

**Parameters**

- **fc** – Fold compound to work on (defines the model and parameters)
- **i** – 5' position of the base pair
- **j** – 3' position of the base pair

**Returns**

Free energy contribution that arises when this pair is formed in the exterior loop

```
int vrna_E_ext_loop_5(vrna_fold_compound_t *fc)
```

*#include* <ViennaRNA/loops/external.h>

```
int vrna_E_ext_loop_3(vrna_fold_compound_t *fc, int i)
```

*#include* <ViennaRNA/loops/external.h>

## Hairpin Loops

Functions to evaluate the free energy contributions for hairpin loops.

### Basic free energy interface

```
int vrna_E_hp_loop(vrna_fold_compound_t *fc, int i, int j)
```

*#include* <ViennaRNA/loops/hairpin.h> Evaluate the free energy of a hairpin loop and consider hard constraints if they apply.

This function evaluates the free energy of a hairpin loop

In case the base pair is not allowed due to a constraint conflict, this function returns INF.

---

**Note:** This function is polymorphic! The provided *vrna\_fold\_compound\_t* may be of type *VRNA\_FC\_TYPE\_SINGLE* or *VRNA\_FC\_TYPE\_COMPARATIVE*

---

**Parameters**

- **fc** – The *vrna\_fold\_compound\_t* that stores all relevant model settings
- **i** – The 5' nucleotide of the base pair (3' to evaluate the pair as exterior hairpin loop)
- **j** – The 3' nucleotide of the base pair (5' to evaluate the pair as exterior hairpin loop)

**Returns**

The free energy of the hairpin loop in 10cal/mol

```
int vrna_E_ext_hp_loop(vrna_fold_compound_t *fc, int i, int j)
```

*#include <ViennaRNA/loops/hairpin.h>* Evaluate the free energy of an exterior hairpin loop and consider possible hard constraints.

---

**Note:** This function is polymorphic! The provided *vrna\_fold\_compound\_t* may be of type *VRNA\_FC\_TYPE\_SINGLE* or *VRNA\_FC\_TYPE\_COMPARATIVE*

---

```
int vrna_eval_ext_hp_loop(vrna_fold_compound_t *fc, int i, int j)
```

*#include <ViennaRNA/loops/hairpin.h>* Evaluate free energy of an exterior hairpin loop.

```
int vrna_eval_hp_loop(vrna_fold_compound_t *fc, int i, int j)
```

*#include <ViennaRNA/loops/hairpin.h>* Evaluate free energy of a hairpin loop.

*SWIG Wrapper Notes:*

This function is attached as method `eval_hp_loop()` to objects of type `fold_compound`. See, e.g. `RNA.fold_compound.eval_hp_loop()` in the *Python API*.

---

**Note:** This function is polymorphic! The provided *vrna\_fold\_compound\_t* may be of type *VRNA\_FC\_TYPE\_SINGLE* or *VRNA\_FC\_TYPE\_COMPARATIVE*

---

**Parameters**

- **fc** – The *vrna\_fold\_compound\_t* for the particular energy evaluation
- **i** – 5'-position of the base pair
- **j** – 3'-position of the base pair

**Returns**

Free energy of the hairpin loop closed by  $(i, j)$  in deka-kal/mol

```
static int E_Hairpin(int size, int type, int si1, int sj1, const char *string, vrna_param_t *P)
```

*#include <ViennaRNA/loops/hairpin.h>* Compute the Energy of a hairpin-loop.

To evaluate the free energy of a hairpin-loop, several parameters have to be known. A general hairpin-loop has this structure: where X-Y marks the closing pair [e.g. a (G,C) pair]. The length of this loop is 6 as there are six unpaired nucleotides (a1-a6) enclosed by (X,Y). The 5' mismatching nucleotide is a1 while the 3' mismatch is a6. The nucleotide sequence of this loop is "a1.a2.a3.a4.a5.a6"

**See also:**

*scale\_parameters()*, *vrna\_param\_t*

---

**Note:** The parameter sequence should contain the sequence of the loop in capital letters of the nucleic acid alphabet if the loop size is below 7. This is useful for unusually stable tri-, tetra- and hexa-loops which are treated differently (based on experimental data) if they are tabulated.

---

**Warning:**

Not (really) thread safe! A threadsafe implementation will replace this function in a future release!  
Energy evaluation may change due to updates in global variable “tetra\_loop”

**Parameters**

- **size** – The size of the loop (number of unpaired nucleotides)
- **type** – The pair type of the base pair closing the hairpin
- **si1** – The 5'-mismatching nucleotide
- **sj1** – The 3'-mismatching nucleotide
- **string** – The sequence of the loop (May be NULL, otherwise mst be at least *size* + 2 long)
- **P** – The datastructure containing scaled energy parameters

**Returns**

The Free energy of the Hairpin-loop in dcal/mol

**Boltzmann weight (partition function) interface**

```
static FLT_OR_DBL exp_E_Hairpin(int u, int type, short si1, short sj1, const char *string,
                                vrna_exp_param_t *P)
```

*#include* <ViennaRNA/loops/hairpin.h> Compute Boltzmann weight  $e^{-\Delta G/kT}$  of a hairpin loop.

**See also:**

*get\_scaled\_pf\_parameters()*, *vrna\_exp\_param\_t*, *E\_Hairpin()*

---

**Note:** multiply by scale[u+2]

---

**Warning:**

Not (really) thread safe! A threadsafe implementation will replace this function in a future release!  
Energy evaluation may change due to updates in global variable “tetra\_loop”

**Parameters**

- **u** – The size of the loop (number of unpaired nucleotides)
- **type** – The pair type of the base pair closing the hairpin
- **si1** – The 5'-mismatching nucleotide
- **sj1** – The 3'-mismatching nucleotide
- **string** – The sequence of the loop (May be NULL, otherwise mst be at least *size* + 2 long)
- **P** – The datastructure containing scaled Boltzmann weights of the energy parameters

**Returns**

The Boltzmann weight of the Hairpin-loop

---

*FLT\_OR\_DBL* **vrna\_exp\_E\_hp\_loop**(*vrna\_fold\_compound\_t* \*fc, int i, int j)

#include <ViennaRNA/loops/hairpin.h> High-Level function for hairpin loop energy evaluation (partition function variant)

**See also:**

*vrna\_E\_hp\_loop*() for it's free energy counterpart

---

**Note:** This function is polymorphic! The provided *vrna\_fold\_compound\_t* may be of type *VRNA\_FC\_TYPE\_SINGLE* or *VRNA\_FC\_TYPE\_COMPARATIVE*

---

## Internal Loops

Functions to evaluate the free energy contributions for internal (interior) loops.

### Basic free energy interface

int **vrna\_E\_int\_loop**(*vrna\_fold\_compound\_t* \*fc, int i, int j)

#include <ViennaRNA/loops/internal.h>

int **vrna\_eval\_int\_loop**(*vrna\_fold\_compound\_t* \*fc, int i, int j, int k, int l)

#include <ViennaRNA/loops/internal.h> Evaluate the free energy contribution of an interior loop with delimiting base pairs (*i, j*) and (*k, l*).

*SWIG Wrapper Notes:*

This function is attached as method `eval_int_loop()` to objects of type `fold_compound`. See, e.g. `RNA.fold_compound.eval_int_loop()` in the *Python API*.

---

**Note:** This function is polymorphic, i.e. it accepts *vrna\_fold\_compound\_t* of type *VRNA\_FC\_TYPE\_SINGLE* as well as *VRNA\_FC\_TYPE\_COMPARATIVE*

---

int **vrna\_E\_ext\_int\_loop**(*vrna\_fold\_compound\_t* \*fc, int i, int j, int \*ip, int \*iq)

#include <ViennaRNA/loops/internal.h>

int **vrna\_E\_stack**(*vrna\_fold\_compound\_t* \*fc, int i, int j)

#include <ViennaRNA/loops/internal.h>

### Boltzmann weight (partition function) interface

*FLT\_OR\_DBL* **vrna\_exp\_E\_int\_loop**(*vrna\_fold\_compound\_t* \*fc, int i, int j)

#include <ViennaRNA/loops/internal.h>

*FLT\_OR\_DBL* **vrna\_exp\_E\_interior\_loop**(*vrna\_fold\_compound\_t* \*fc, int i, int j, int k, int l)

#include <ViennaRNA/loops/internal.h>

## Multibranch Loops

Functions to evaluate the free energy contributions for multibranch loops.

### Boltzmann weight (partition function) interface

```
typedef struct vrna_mx_pf_aux_ml_s *vrna_mx_pf_aux_ml_t
#include <ViennaRNA/loops/multibranch.h> Auxiliary helper arrays for fast exterior loop computa-
tions.
```

#### See also:

```
vrna_exp_E_ml_fast_init(),      vrna_exp_E_ml_fast_rotate(),      vrna_exp_E_ml_fast_free(),
vrna_exp_E_ml_fast()
```

```
FLT_OR_DBL vrna_exp_E_mb_loop_fast(vrna_fold_compound_t *fc, int i, int j,
vrna_mx_pf_aux_ml_t aux_mx)
```

```
#include <ViennaRNA/loops/multibranch.h>
```

```
vrna_mx_pf_aux_ml_t vrna_exp_E_ml_fast_init(vrna_fold_compound_t *fc)
```

```
#include <ViennaRNA/loops/multibranch.h>
```

```
void vrna_exp_E_ml_fast_rotate(vrna_mx_pf_aux_ml_t aux_mx)
```

```
#include <ViennaRNA/loops/multibranch.h>
```

```
void vrna_exp_E_ml_fast_free(vrna_mx_pf_aux_ml_t aux_mx)
```

```
#include <ViennaRNA/loops/multibranch.h>
```

```
const FLT_OR_DBL *vrna_exp_E_ml_fast_qqm(vrna_mx_pf_aux_ml_t aux_mx)
```

```
#include <ViennaRNA/loops/multibranch.h>
```

```
const FLT_OR_DBL *vrna_exp_E_ml_fast_qqm1(vrna_mx_pf_aux_ml_t aux_mx)
```

```
#include <ViennaRNA/loops/multibranch.h>
```

```
FLT_OR_DBL vrna_exp_E_ml_fast(vrna_fold_compound_t *fc, int i, int j, vrna_mx_pf_aux_ml_t
aux_mx)
```

```
#include <ViennaRNA/loops/multibranch.h>
```

### Basic free energy interface

```
int vrna_E_mb_loop_stack(vrna_fold_compound_t *fc, int i, int j)
```

```
#include <ViennaRNA/loops/multibranch.h> Evaluate energy of a multi branch helices stacking onto
closing pair (i,j)
```

```
Computes total free energy for coaxial stacking of (i,j) with (i+1,k) or (k+1,j-1)
```

```
int vrna_E_mb_loop_fast(vrna_fold_compound_t *fc, int i, int j, int *dmli1, int *dmli2)
```

```
#include <ViennaRNA/loops/multibranch.h>
```

```
int E_ml_rightmost_stem(int i, int j, vrna_fold_compound_t *fc)
```

```
#include <ViennaRNA/loops/multibranch.h>
```

```
int vrna_E_ml_stems_fast(vrna_fold_compound_t *fc, int i, int j, int *fmi, int *dmli)
```

```
#include <ViennaRNA/loops/multibranch.h>
```

## 7.1.2 Energy Evaluation for Atomic Moves

Functions to evaluate the free energy change of a structure after application of (a set of) atomic moves

Here, atomic moves are not to be confused with moves of actual physical atoms. Instead, an atomic move is considered the smallest conformational change a secondary structure can undergo to form another, distinguishable structure. We currently support the following moves

- Opening (dissociation) of a single base pair
- Closing (formation) of a single base pair
- Shifting one pairing partner of an existing pair to a different location

### Functions

float **vrna\_eval\_move**(vrna\_fold\_compound\_t \*fc, const char \*structure, int m1, int m2)

*#include <ViennaRNA/eval.h>* Calculate energy of a move (closing or opening of a base pair)

If the parameters m1 and m2 are negative, it is deletion (opening) of a base pair, otherwise it is insertion (opening).

*SWIG Wrapper Notes:*

This function is attached as method `eval_move()` to objects of type `fold_compound`. See, e.g. `RNA.fold_compound.eval_move()` in the *Python API*.

**See also:**

`vrna_eval_move_pt()`

#### Parameters

- **fc** – A `vrna_fold_compound_t` containing the energy parameters and model details
- **structure** – secondary structure in dot-bracket notation
- **m1** – first coordinate of base pair
- **m2** – second coordinate of base pair

#### Returns

energy change of the move in kcal/mol (INF / 100. upon any error)

int **vrna\_eval\_move\_pt**(vrna\_fold\_compound\_t \*fc, short \*pt, int m1, int m2)

*#include <ViennaRNA/eval.h>* Calculate energy of a move (closing or opening of a base pair)

If the parameters m1 and m2 are negative, it is deletion (opening) of a base pair, otherwise it is insertion (opening).

*SWIG Wrapper Notes:*

This function is attached as method `eval_move_pt()` to objects of type `fold_compound`. See, e.g. `RNA.fold_compound.eval_move_pt()` in the *Python API*.

**See also:**

`vrna_eval_move()`

#### Parameters

- **fc** – A `vrna_fold_compound_t` containing the energy parameters and model details

- **pt** – the pair table of the secondary structure
- **m1** – first coordinate of base pair
- **m2** – second coordinate of base pair

**Returns**

energy change of the move in 10cal/mol

```
int vrna_eval_move_pt_simple(const char *string, short *pt, int m1, int m2)
```

```
#include <ViennaRNA/eval.h>
```

```
int vrna_eval_move_shift_pt(vrna_fold_compound_t *fc, vrna_move_t *m, short *structure)
```

```
#include <ViennaRNA/eval.h>
```

### 7.1.3 Evaluation of Structures

Several different functions to evaluate the free energy of a full secondary structure under a particular set of parameters and the Nearest Neighbor Energy model are available in *RNAlib*.

For most of them, two different forms of representations for the secondary structure may be used:

- The Dot-Bracket string
- A pair table representation

Furthermore, the evaluation functions are divided into **basic** and **simplified** variants, where **basic** functions require the use of a *vrna\_fold\_compound\_t* data structure holding the sequence string, and model configuration (settings and parameters).

The **simplified** functions, on the other hand, provide often used default model settings that may be called directly with only sequence and structure data.

Finally, **verbose** variants exist for some functions that allow one to print the (individual) free energy contributions to some FILE stream.

#### Basic Energy Evaluation Interface with Dot-Bracket Structure String

```
float vrna_eval_structure(vrna_fold_compound_t *fc, const char *structure)
```

```
#include <ViennaRNA/eval.h> Calculate the free energy of an already folded RNA.
```

This function allows for energy evaluation of a given pair of structure and sequence (alignment). Model details, energy parameters, and possibly soft constraints are used as provided via the parameter 'fc'. The *vrna\_fold\_compound\_t* does not need to contain any DP matrices, but requires all most basic init values as one would get from a call like this:

```
fc = vrna_fold_compound(sequence, NULL, VRNA_OPTION_EVAL_ONLY);
```

#### SWIG Wrapper Notes:

This function is attached as method `eval_structure()` to objects of type `fold_compound`. See, e.g. `RNA.fold_compound.eval_structure()` in the *Python API*.

**See also:**

```
vrna_eval_structure_pt(), vrna_eval_structure_verbose(), vrna_eval_structure_pt_verbose(),  
vrna_fold_compound(), vrna_fold_compound_comparative(), vrna_eval_covar_structure()
```



---

**Note:** Accepts `vrna_fold_compound_t` of type `VRNA_FC_TYPE_SINGLE` and `VRNA_FC_TYPE_COMPARATIVE`

---

#### Parameters

- **fc** – A `vrna_fold_compound_t` containing the energy parameters and model details
- **structure** – Secondary structure in dot-bracket notation

#### Returns

The free energy of the input structure given the input sequence in kcal/mol

float **vrna\_eval\_covar\_structure**(*vrna\_fold\_compound\_t* \*fc, const char \*structure)

*#include <ViennaRNA/eval.h>* Calculate the pseudo energy derived by the covariance scores of a set of aligned sequences.

Consensus structure prediction is driven by covariance scores of base pairs in rows of the provided alignment. This function allows one to retrieve the total amount of this covariance pseudo energy scores. The *vrna\_fold\_compound\_t* does not need to contain any DP matrices, but requires all most basic init values as one would get from a call like this:

```
fc = vrna_fold_compound_comparative(alignment, NULL, VRNA_OPTION_EVAL_ONLY);
```

#### SWIG Wrapper Notes:

This function is attached as method `eval_covar_structure()` to objects of type `fold_compound`. See, e.g. `RNA.fold_compound.eval_covar_structure()` in the *Python API*.

#### See also:

`vrna_fold_compound_comparative()`, `vrna_eval_structure()`

---

**Note:** Accepts `vrna_fold_compound_t` of type `VRNA_FC_TYPE_COMPARATIVE` only!

---

#### Parameters

- **fc** – A `vrna_fold_compound_t` containing the energy parameters and model details
- **structure** – Secondary (consensus) structure in dot-bracket notation

#### Returns

The covariance pseudo energy score of the input structure given the input sequence alignment in kcal/mol

float **vrna\_eval\_structure\_verbose**(*vrna\_fold\_compound\_t* \*fc, const char \*structure, FILE \*file)

*#include <ViennaRNA/eval.h>* Calculate the free energy of an already folded RNA and print contributions on a per-loop base.

This function is a simplified version of `vrna_eval_structure_v()` that uses the *default* verbosity level.

#### SWIG Wrapper Notes:

This function is attached as method `eval_structure_verbose()` to objects of type `fold_compound`. See, e.g. `RNA.fold_compound.eval_structure_verbose()` in the *Python API*.

**See also:**

*vrna\_eval\_structure\_pt()*, *vrna\_eval\_structure\_verbose()*, *vrna\_eval\_structure\_pt\_verbose()*,

**Parameters**

- **fc** – A *vrna\_fold\_compound\_t* containing the energy parameters and model details
- **structure** – Secondary structure in dot-bracket notation
- **file** – A file handle where this function should print to (may be NULL).

**Returns**

The free energy of the input structure given the input sequence in kcal/mol

```
float vrna_eval_structure_v(vrna_fold_compound_t *fc, const char *structure, int verbosity_level,
                           FILE *file)
```

*#include <ViennaRNA/eval.h>* Calculate the free energy of an already folded RNA and print contributions on a per-loop base.

This function allows for detailed energy evaluation of a given sequence/structure pair. In contrast to *vrna\_eval\_structure()* this function prints detailed energy contributions based on individual loops to a file handle. If NULL is passed as file handle, this function defaults to print to stdout. Any positive *verbosity\_level* activates potential warning message of the energy evaluating functions, while values  $\geq 1$  allow for detailed control of what data is printed. A negative parameter *verbosity\_level* turns off printing all together.

Model details, energy parameters, and possibly soft constraints are used as provided via the parameter 'fc'. The *fold\_compound* does not need to contain any DP matrices, but all the most basic init values as one would get from a call like this:

```
fc = vrna_fold_compound(sequence, NULL, VRNA_OPTION_EVAL_ONLY);
```

**See also:**

*vrna\_eval\_structure\_pt()*, *vrna\_eval\_structure\_verbose()*, *vrna\_eval\_structure\_pt\_verbose()*,

**Parameters**

- **fc** – A *vrna\_fold\_compound\_t* containing the energy parameters and model details
- **structure** – Secondary structure in dot-bracket notation
- **verbosity\_level** – The level of verbosity of this function
- **file** – A file handle where this function should print to (may be NULL).

**Returns**

The free energy of the input structure given the input sequence in kcal/mol

```
float vrna_eval_structure_cstr(vrna_fold_compound_t *fc, const char *structure, int
                              verbosity_level, vrna_cstr_t output_stream)
```

*#include <ViennaRNA/eval.h>*

## Basic Energy Evaluation Interface with Structure Pair Table

int **vrna\_eval\_structure\_pt**(vrna\_fold\_compound\_t \*fc, const short \*pt)

*#include <ViennaRNA/eval.h>* Calculate the free energy of an already folded RNA.

This function allows for energy evaluation of a given sequence/structure pair where the structure is provided in pair\_table format as obtained from *vrna\_ptable()*. Model details, energy parameters, and possibly soft constraints are used as provided via the parameter 'fc'. The fold\_compound does not need to contain any DP matrices, but all the most basic init values as one would get from a call like this:

```
fc = vrna_fold_compound(sequence, NULL, VRNA_OPTION_EVAL_ONLY);
```

### SWIG Wrapper Notes:

This function is attached as method `eval_structure_pt()` to objects of type `fold_compound`. See, e.g. `RNA.fold_compound.eval_structure_pt()` in the *Python API*.

### See also:

*vrna\_ptable()*, *vrna\_eval\_structure()*, *vrna\_eval\_structure\_pt\_verbose()*

### Parameters

- **fc** – A `vrna_fold_compound_t` containing the energy parameters and model details
- **pt** – Secondary structure as pair\_table

### Returns

The free energy of the input structure given the input sequence in 10cal/mol

int **vrna\_eval\_structure\_pt\_verbose**(vrna\_fold\_compound\_t \*fc, const short \*pt, FILE \*file)

*#include <ViennaRNA/eval.h>* Calculate the free energy of an already folded RNA.

This function is a simplified version of *vrna\_eval\_structure\_simple\_v()* that uses the *default* verbosity level.

### SWIG Wrapper Notes:

This function is attached as method `eval_structure_pt_verbose()` to objects of type `fold_compound`. See, e.g. `RNA.fold_compound.eval_structure_pt_verbose()` in the *Python API*.

### See also:

*vrna\_eval\_structure\_pt\_v()*, *vrna\_ptable()*, *vrna\_eval\_structure\_pt()*, *vrna\_eval\_structure\_verbose()*

### Parameters

- **fc** – A `vrna_fold_compound_t` containing the energy parameters and model details
- **pt** – Secondary structure as pair\_table
- **file** – A file handle where this function should print to (may be NULL).

### Returns

The free energy of the input structure given the input sequence in 10cal/mol

int **vrna\_eval\_structure\_pt\_v**(vrna\_fold\_compound\_t \*fc, const short \*pt, int verbosity\_level, FILE \*file)

*#include <ViennaRNA/eval.h>* Calculate the free energy of an already folded RNA.

This function allows for energy evaluation of a given sequence/structure pair where the structure is provided in pair\_table format as obtained from *vrna\_ptable()*. Model details, energy parameters, and

possibly soft constraints are used as provided via the parameter 'fc'. The `fold_compound` does not need to contain any DP matrices, but all the most basic init values as one would get from a call like this:

```
fc = vrna_fold_compound(sequence, NULL, VRNA_OPTION_EVAL_ONLY);
```

In contrast to `vrna_eval_structure_pt()` this function prints detailed energy contributions based on individual loops to a file handle. If `NULL` is passed as file handle, this function defaults to print to `stdout`. Any positive `verbosity_level` activates potential warning message of the energy evaluating functions, while values  $\geq 1$  allow for detailed control of what data is printed. A negative parameter `verbosity_level` turns off printing all together.

**See also:**

`vrna_ptable()`, `vrna_eval_structure_pt()`, `vrna_eval_structure_verbose()`

**Parameters**

- **fc** – A `vrna_fold_compound_t` containing the energy parameters and model details
- **pt** – Secondary structure as `pair_table`
- **verbosity\_level** – The level of verbosity of this function
- **file** – A file handle where this function should print to (may be `NULL`).

**Returns**

The free energy of the input structure given the input sequence in 10cal/mol

### Simplified Energy Evaluation with Sequence and Dot-Bracket Strings

```
float vrna_eval_structure_simple(const char *string, const char *structure)
```

*#include <ViennaRNA/eval.h>* Calculate the free energy of an already folded RNA.

This function allows for energy evaluation of a given sequence/structure pair. In contrast to `vrna_eval_structure()` this function assumes default model details and default energy parameters in order to evaluate the free energy of the secondary structure. Therefore, it serves as a simple interface function for energy evaluation for situations where no changes on the energy model are required.

*SWIG Wrapper Notes:*

In the target scripting language, this function serves as a wrapper for `vrna_eval_structure_simple_v()` and, thus, allows for two additional, optional arguments, the verbosity level and a file handle which default to `VRNA_VERBOSITY_QUIET` and `NULL`, respectively.. See, e.g. `RNA.eval_structure_simple()` in the *Python API* .

**See also:**

`vrna_eval_structure()`, `vrna_eval_structure_pt()`, `vrna_eval_structure_verbose()`,  
`vrna_eval_structure_pt_verbose()`,

**Parameters**

- **string** – RNA sequence in uppercase letters
- **structure** – Secondary structure in dot-bracket notation

**Returns**

The free energy of the input structure given the input sequence in kcal/mol

float **vrna\_eval\_circ\_structure**(const char \*string, const char \*structure)

*#include* <ViennaRNA/eval.h> Evaluate the free energy of a sequence/structure pair where the sequence is circular.

*SWIG Wrapper Notes:*

In the target scripting language, this function serves as a wrapper for *vrna\_eval\_circ\_structure\_v()* and, thus, allows for two additional, optional arguments, the verbosity level and a file handle which default to *VRNA\_VERBOSITY\_QUIET* and NULL, respectively.. See, e.g. *RNA.eval\_circ\_structure()* in the *Python API* .

**See also:**

*vrna\_eval\_structure\_simple()*, *vrna\_eval\_gquad\_structure()*, *vrna\_eval\_circ\_consensus\_structure()*, *vrna\_eval\_circ\_structure\_v()*, *vrna\_eval\_structure()*

**Parameters**

- **string** – RNA sequence in uppercase letters
- **structure** – Secondary structure in dot-bracket notation

**Returns**

The free energy of the structure given the circular input sequence in kcal/mol

float **vrna\_eval\_gquad\_structure**(const char \*string, const char \*structure)

*#include* <ViennaRNA/eval.h> Evaluate the free energy of a sequence/structure pair where the structure may contain G-Quadruplexes.

G-Quadruplexes are annotated as plus signs ('+') for each G involved in the motif. Linker sequences must be denoted by dots ('.') as they are considered unpaired. Below is an example of a 2-layer G-quadruplex:

```
GGAAGGAAAGGAGG
++..++...++..++
```

*SWIG Wrapper Notes:*

In the target scripting language, this function serves as a wrapper for *vrna\_eval\_gquad\_structure\_v()* and, thus, allows for two additional, optional arguments, the verbosity level and a file handle which default to *VRNA\_VERBOSITY\_QUIET* and NULL, respectively.. See, e.g. *RNA.eval\_gquad\_structure()* in the *Python API* .

**See also:**

*vrna\_eval\_structure\_simple()*, *vrna\_eval\_circ\_structure()*, *vrna\_eval\_gquad\_consensus\_structure()*, *vrna\_eval\_gquad\_structure\_v()*, *vrna\_eval\_structure()*

**Parameters**

- **string** – RNA sequence in uppercase letters
- **structure** – Secondary structure in dot-bracket notation

**Returns**

The free energy of the structure including contributions of G-quadruplexes in kcal/mol

float **vrna\_eval\_circ\_gquad\_structure**(const char \*string, const char \*structure)

*#include* <ViennaRNA/eval.h> Evaluate the free energy of a sequence/structure pair where the sequence is circular and the structure may contain G-Quadruplexes.

G-Quadruplexes are annotated as plus signs ('+') for each G involved in the motif. Linker sequences must be denoted by dots ('.') as they are considered unpaired. Below is an example of a 2-layer G-quadruplex:

```
GGAAGGAAAGGAGG
++..++..++..++
```

#### SWIG Wrapper Notes:

In the target scripting language, this function serves as a wrapper for `vrna_eval_circ_gquad_structure_v()` and, thus, allows for two additional, optional arguments, the verbosity level and a file handle which default to `VRNA_VERBOSITY_QUIET` and `NULL`, respectively. See, e.g. `RNA.eval_circ_gquad_structure()` in the *Python API*.

#### See also:

`vrna_eval_structure_simple()`, `vrna_eval_circ_gquad_consensus_structure()`,  
`vrna_eval_circ_gquad_structure_v()`, `vrna_eval_structure()`

#### Parameters

- **string** – RNA sequence in uppercase letters
- **structure** – Secondary structure in dot-bracket notation

#### Returns

The free energy of the structure including contributions of G-quadruplexes in kcal/mol

float **vrna\_eval\_structure\_simple\_verbose**(const char \*string, const char \*structure, FILE \*file)

*#include <ViennaRNA/eval.h>* Calculate the free energy of an already folded RNA and print contributions per loop.

This function is a simplified version of `vrna_eval_structure_simple_v()` that uses the *default* verbosity level.

#### See also:

`vrna_eval_structure_simple_v()`, `vrna_eval_structure_verbose()`, `vrna_eval_structure_pt()`,  
`vrna_eval_structure_verbose_v()`, `vrna_eval_structure_pt_verbose()`

#### Parameters

- **string** – RNA sequence in uppercase letters
- **structure** – Secondary structure in dot-bracket notation
- **file** – A file handle where this function should print to (may be `NULL`).

#### Returns

The free energy of the input structure given the input sequence in kcal/mol

float **vrna\_eval\_structure\_simple\_v**(const char \*string, const char \*structure, int verbosity\_level, FILE \*file)

*#include <ViennaRNA/eval.h>* Calculate the free energy of an already folded RNA and print contributions per loop.

This function allows for detailed energy evaluation of a given sequence/structure pair. In contrast to `vrna_eval_structure()` this function prints detailed energy contributions based on individual loops to a file handle. If `NULL` is passed as file handle, this function defaults to print to `stdout`. Any positive `verbosity_level` activates potential warning message of the energy evaluating functions, while values  $\geq 1$  allow for detailed control of what data is printed. A negative parameter `verbosity_level` turns off printing all together.

In contrast to `vrna_eval_structure_verbose()` this function assumes default model details and default energy parameters in order to evaluate the free energy of the secondary structure. Therefore, it serves as a simple interface function for energy evaluation for situations where no changes on the energy model are required.

#### SWIG Wrapper Notes:

This function is available through an overloaded version of `vrna_eval_structure_simple()`. The last two arguments for this function are optional and default to `VRNA_VERBOSITY_QUIET` and `NULL`, respectively. See, e.g. `RNA.eval_structure_simple()` in the *Python API*.

#### See also:

`vrna_eval_structure_verbose()`, `vrna_eval_structure_pt()`, `vrna_eval_structure_pt_verbose()`,

#### Parameters

- **string** – RNA sequence in uppercase letters
- **structure** – Secondary structure in dot-bracket notation
- **verbosity\_level** – The level of verbosity of this function
- **file** – A file handle where this function should print to (may be `NULL`).

#### Returns

The free energy of the input structure given the input sequence in kcal/mol

```
float vrna_eval_circ_structure_v(const char *string, const char *structure, int verbosity_level, FILE
                               *file)
```

`#include <ViennaRNA/eval.h>` Evaluate free energy of a sequence/structure pair, assume sequence to be circular and print contributions per loop.

This function is the same as `vrna_eval_structure_simple_v()` but assumes the input sequence to be circularized.

#### SWIG Wrapper Notes:

This function is available through an overloaded version of `vrna_eval_circ_structure()`. The last two arguments for this function are optional and default to `VRNA_VERBOSITY_QUIET` and `NULL`, respectively. See, e.g. `RNA.eval_circ_structure()` in the *Python API*.

#### See also:

`vrna_eval_structure_simple_v()`, `vrna_eval_circ_structure()`, `vrna_eval_structure_verbose()`

#### Parameters

- **string** – RNA sequence in uppercase letters
- **structure** – Secondary structure in dot-bracket notation
- **verbosity\_level** – The level of verbosity of this function
- **file** – A file handle where this function should print to (may be `NULL`).

#### Returns

The free energy of the input structure given the input sequence in kcal/mol

```
float vrna_eval_gquad_structure_v(const char *string, const char *structure, int verbosity_level,
                                 FILE *file)
```

`#include <ViennaRNA/eval.h>` Evaluate free energy of a sequence/structure pair, allow for G-Quadruplexes in the structure and print contributions per loop.

This function is the same as `vrna_eval_structure_simple_v()` but allows for annotated G-Quadruplexes in the dot-bracket structure input.

G-Quadruplexes are annotated as plus signs ('+') for each G involved in the motif. Linker sequences must be denoted by dots ('.') as they are considered unpaired. Below is an example of a 2-layer G-quadruplex:

```
GGAAGGAAAGGAGG
++...++...++..++
```

#### SWIG Wrapper Notes:

This function is available through an overloaded version of `vrna_eval_gquad_structure()`. The last two arguments for this function are optional and default to `VRNA_VERBOSITY_QUIET` and `NULL`, respectively. See, e.g. `RNA.eval_gquad_structure()` in the *Python API*.

#### See also:

`vrna_eval_structure_simple_v()`, `vrna_eval_gquad_structure()`, `vrna_eval_structure_verbose()`

#### Parameters

- **string** – RNA sequence in uppercase letters
- **structure** – Secondary structure in dot-bracket notation
- **verbosity\_level** – The level of verbosity of this function
- **file** – A file handle where this function should print to (may be `NULL`).

#### Returns

The free energy of the input structure given the input sequence in kcal/mol

float `vrna_eval_circ_gquad_structure_v`(const char \*string, const char \*structure, int verbosity\_level, FILE \*file)

`#include <ViennaRNA/eval.h>` Evaluate free energy of a sequence/structure pair, assume sequence to be circular, allow for G-Quadruplexes in the structure, and print contributions per loop.

This function is the same as `vrna_eval_structure_simple_v()` but assumes the input sequence to be circular and allows for annotated G-Quadruplexes in the dot-bracket structure input.

G-Quadruplexes are annotated as plus signs ('+') for each G involved in the motif. Linker sequences must be denoted by dots ('.') as they are considered unpaired. Below is an example of a 2-layer G-quadruplex:

```
GGAAGGAAAGGAGG
++...++...++..++
```

#### SWIG Wrapper Notes:

This function is available through an overloaded version of `vrna_eval_circ_gquad_structure()`. The last two arguments for this function are optional and default to `VRNA_VERBOSITY_QUIET` and `NULL`, respectively. See, e.g. `RNA.eval_circ_gquad_structure()` in the *Python API*.

#### Parameters

- **string** – RNA sequence in uppercase letters
- **structure** – Secondary structure in dot-bracket notation
- **verbosity\_level** – The level of verbosity of this function
- **file** – A file handle where this function should print to (may be `NULL`).



**Returns**

The free energy of the input structure given the input sequence in kcal/mol

**Simplified Energy Evaluation with Sequence Alignments and Consensus Structure Dot-Bracket String**

float **vrna\_eval\_consensus\_structure\_simple**(const char \*\*alignment, const char \*structure)

*#include <ViennaRNA/eval.h>* Calculate the free energy of an already folded RNA sequence alignment.

This function allows for energy evaluation for a given multiple sequence alignment and consensus structure pair. In contrast to *vrna\_eval\_structure()* this function assumes default model details and default energy parameters in order to evaluate the free energy of the secondary structure. Therefore, it serves as a simple interface function for energy evaluation for situations where no changes on the energy model are required.

*SWIG Wrapper Notes:*

This function is available through an overloaded version of *vrna\_eval\_structure\_simple()*. Simply pass a sequence alignment as list of strings (including gaps) as first, and the consensus structure as second argument. See, e.g. *RNA.eval\_structure\_simple()* in the *Python API*.

**See also:**

*vrna\_eval\_covar\_structure()*, *vrna\_eval\_structure()*, *vrna\_eval\_structure\_pt()*,  
*vrna\_eval\_structure\_verbose()*, *vrna\_eval\_structure\_pt\_verbose()*

---

**Note:** The free energy returned from this function already includes the covariation pseudo energies that is used for comparative structure prediction within this library.

---

**Parameters**

- **alignment** – RNA sequence alignment in uppercase letters and hyphen ('-') to denote gaps
- **structure** – Consensus Secondary structure in dot-bracket notation

**Returns**

The free energy of the consensus structure given the input alignment in kcal/mol

float **vrna\_eval\_circ\_consensus\_structure**(const char \*\*alignment, const char \*structure)

*#include <ViennaRNA/eval.h>* Evaluate the free energy of a multiple sequence alignment/consensus structure pair where the sequences are circular.

*SWIG Wrapper Notes:*

This function is available through an overloaded version of *vrna\_eval\_circ\_structure()*. Simply pass a sequence alignment as list of strings (including gaps) as first, and the consensus structure as second argument. See, e.g. *RNA.eval\_circ\_structure()* in the *Python API*.

**See also:**

*vrna\_eval\_covar\_structure()*, *vrna\_eval\_consensus\_structure\_simple()*,  
*vrna\_eval\_gquad\_consensus\_structure()*, *vrna\_eval\_circ\_structure()*,  
*vrna\_eval\_circ\_consensus\_structure\_v()*, *vrna\_eval\_structure()*

---

**Note:** The free energy returned from this function already includes the covariation pseudo energies that is used for comparative structure prediction within this library.

---

**Parameters**

- **alignment** – RNA sequence alignment in uppercase letters
- **structure** – Consensus secondary structure in dot-bracket notation

**Returns**

The free energy of the consensus structure given the circular input sequence in kcal/mol

float **vrna\_eval\_gquad\_consensus\_structure**(const char \*\*alignment, const char \*structure)

*#include <ViennaRNA/eval.h>* Evaluate the free energy of a multiple sequence alignment/consensus structure pair where the structure may contain G-Quadruplexes.

G-Quadruplexes are annotated as plus signs ('+') for each G involved in the motif. Linker sequences must be denoted by dots('.') as they are considered unpaired. Below is an example of a 2-layer G-quadruplex:

```
GGAAGGAAAGGAGG
++...++...++..++
```

*SWIG Wrapper Notes:*

This function is available through an overloaded version of *vrna\_eval\_gquad\_structure()*. Simply pass a sequence alignment as list of strings (including gaps) as first, and the consensus structure as second argument. See, e.g. *RNA.eval\_gquad\_structure()* in the *Python API*.

**See also:**

*vrna\_eval\_covar\_structure()*, *vrna\_eval\_consensus\_structure\_simple()*,  
*vrna\_eval\_circ\_consensus\_structure()*, *vrna\_eval\_gquad\_structure()*,  
*vrna\_eval\_gquad\_consensus\_structure\_v()*, *vrna\_eval\_structure()*

---

**Note:** The free energy returned from this function already includes the covariation pseudo energies that is used for comparative structure prediction within this library.

---

**Parameters**

- **alignment** – RNA sequence alignment in uppercase letters
- **structure** – Consensus secondary structure in dot-bracket notation

**Returns**

The free energy of the consensus structure including contributions of G-quadruplexes in kcal/mol

float **vrna\_eval\_circ\_gquad\_consensus\_structure**(const char \*\*alignment, const char \*structure)

*#include <ViennaRNA/eval.h>* Evaluate the free energy of a multiple sequence alignment/consensus structure pair where the sequence is circular and the structure may contain G-Quadruplexes.

G-Quadruplexes are annotated as plus signs ('+') for each G involved in the motif. Linker sequences must be denoted by dots('.') as they are considered unpaired. Below is an example of a 2-layer G-quadruplex:

```
GGAAGGAAAGGAGG
++...++...++..++
```

*SWIG Wrapper Notes:*

This function is available through an overloaded version of `vrna_eval_circ_gquad_structure()`. Simply pass a sequence alignment as list of strings (including gaps) as first, and the consensus structure as second argument. See, e.g. `RNA.eval_circ_gquad_structure()` in the *Python API*.

**See also:**

`vrna_eval_covar_structure()`, `vrna_eval_consensus_structure_simple()`,  
`vrna_eval_circ_consensus_structure()`, `vrna_eval_gquad_structure()`,  
`vrna_eval_circ_gquad_consensus_structure_v()`, `vrna_eval_structure()`

---

**Note:** The free energy returned from this function already includes the covariation pseudo energies that is used for comparative structure prediction within this library.

---

**Parameters**

- **alignment** – RNA sequence alignment in uppercase letters
- **structure** – Consensus secondary structure in dot-bracket notation

**Returns**

The free energy of the consensus structure including contributions of G-quadruplexes in kcal/mol

```
float vrna_eval_consensus_structure_simple_verbose(const char **alignment, const char
                                                *structure, FILE *file)
```

`#include <ViennaRNA/eval.h>` Evaluate the free energy of a consensus structure for an RNA sequence alignment and print contributions per loop.

This function is a simplified version of `vrna_eval_consensus_structure_simple_v()` that uses the *default* verbosity level.

**See also:**

`vrna_eval_consensus_structure_simple_v()`, `vrna_eval_structure_verbose()`,  
`vrna_eval_structure_pt()`, `vrna_eval_structure_pt_verbose()`

---

**Note:** The free energy returned from this function already includes the covariation pseudo energies that is used for comparative structure prediction within this library.

---

**Parameters**

- **alignment** – RNA sequence alignment in uppercase letters. Gaps are denoted by hyphens ('-')
- **structure** – Consensus secondary structure in dot-bracket notation
- **file** – A file handle where this function should print to (may be NULL).

**Returns**

The free energy of the consensus structure given the aligned input sequences in kcal/mol

```
float vrna_eval_consensus_structure_simple_v(const char **alignment, const char *structure, int
                                             verbosity_level, FILE *file)
```

`#include <ViennaRNA/eval.h>` Evaluate the free energy of a consensus structure for an RNA sequence alignment and print contributions per loop.

This function allows for detailed energy evaluation of a given sequence alignment/consensus structure pair. In contrast to `vrna_eval_consensus_structure_simple()` this function prints detailed energy contributions based on individual loops to a file handle. If NULL is passed as file handle, this function defaults to print to stdout. Any positive `verbosity_level` activates potential warning message of the energy evaluating functions, while values  $\geq 1$  allow for detailed control of what data is printed. A negative parameter `verbosity_level` turns off printing all together.

#### *SWIG Wrapper Notes:*

This function is available through an overloaded version of `vrna_eval_structure_simple()`. Simply pass a sequence alignment as list of strings (including gaps) as first, and the consensus structure as second argument. The last two arguments are optional and default to `VRNA_VERBOSITY_QUIET` and NULL, respectively. See, e.g. `RNA.eval_structure_simple()` in the *Python API*.

#### **See also:**

`vrna_eval_consensus_structure()`, `vrna_eval_structure()`

---

**Note:** The free energy returned from this function already includes the covariation pseudo energies that is used for comparative structure prediction within this library.

---

#### **Parameters**

- **alignment** – RNA sequence alignment in uppercase letters. Gaps are denoted by hyphens ('-')
- **structure** – Consensus secondary structure in dot-bracket notation
- **verbosity\_level** – The level of verbosity of this function
- **file** – A file handle where this function should print to (may be NULL).

#### **Returns**

The free energy of the consensus structure given the sequence alignment in kcal/mol

float **vrna\_eval\_circ\_consensus\_structure\_v**(const char \*\*alignment, const char \*structure, int verbosity\_level, FILE \*file)

*#include <ViennaRNA/eval.h>* Evaluate the free energy of a consensus structure for an alignment of circular RNA sequences and print contributions per loop.

This function is identical with `vrna_eval_consensus_structure_simple_v()` but assumed the aligned sequences to be circular.

#### *SWIG Wrapper Notes:*

This function is available through an overloaded version of `vrna_eval_circ_structure()`. Simply pass a sequence alignment as list of strings (including gaps) as first, and the consensus structure as second argument. The last two arguments are optional and default to `VRNA_VERBOSITY_QUIET` and NULL, respectively. See, e.g. `RNA.eval_circ_structure()` in the *Python API*.

#### **See also:**

`vrna_eval_consensus_structure_simple_v()`, `vrna_eval_circ_consensus_structure()`,  
`vrna_eval_structure()`

---

**Note:** The free energy returned from this function already includes the covariation pseudo energies that is used for comparative structure prediction within this library.

---

#### **Parameters**

- **alignment** – RNA sequence alignment in uppercase letters. Gaps are denoted by hyphens ('-')
- **structure** – Consensus secondary structure in dot-bracket notation
- **verbosity\_level** – The level of verbosity of this function
- **file** – A file handle where this function should print to (may be NULL).

**Returns**

The free energy of the consensus structure given the sequence alignment in kcal/mol

```
float vrna_eval_gquad_consensus_structure_v(const char **alignment, const char *structure, int
                                          verbosity_level, FILE *file)
```

*#include <ViennaRNA/eval.h>* Evaluate the free energy of a consensus structure for an RNA sequence alignment, allow for annotated G-Quadruplexes in the structure and print contributions per loop.

This function is identical with *vrna\_eval\_consensus\_structure\_simple\_v()* but allows for annotated G-Quadruplexes in the consensus structure.

G-Quadruplexes are annotated as plus signs ('+') for each G involved in the motif. Linker sequences must be denoted by dots('.') as they are considered unpaired. Below is an example of a 2-layer G-quadruplex:

```
GGAAGGAAAGGAGG
++...++...++..++
```

*SWIG Wrapper Notes:*

This function is available through an overloaded version of *vrna\_eval\_gquad\_structure()*. Simply pass a sequence alignment as list of strings (including gaps) as first, and the consensus structure as second argument. The last two arguments are optional and default to *VRNA\_VERBOSITY\_QUIET* and NULL, respectively. See, e.g. *RNA.eval\_gquad\_structure()* in the *Python API*.

**See also:**

*vrna\_eval\_consensus\_structure\_simple\_v()*, *vrna\_eval\_gquad\_consensus\_structure()*,  
*vrna\_eval\_structure()*

---

**Note:** The free energy returned from this function already includes the covariation pseudo energies that is used for comparative structure prediction within this library.

---

**Parameters**

- **alignment** – RNA sequence alignment in uppercase letters. Gaps are denoted by hyphens ('-')
- **structure** – Consensus secondary structure in dot-bracket notation
- **verbosity\_level** – The level of verbosity of this function
- **file** – A file handle where this function should print to (may be NULL).

**Returns**

The free energy of the consensus structure given the sequence alignment in kcal/mol

```
float vrna_eval_circ_gquad_consensus_structure_v(const char **alignment, const char
                                                *structure, int verbosity_level, FILE *file)
```

*#include <ViennaRNA/eval.h>* Evaluate the free energy of a consensus structure for an alignment of circular RNA sequences, allow for annotated G-Quadruplexes in the structure and print contributions per loop.

This function is identical with `vrna_eval_consensus_structure_simple_v()` but assumes the sequences in the alignment to be circular and allows for annotated G-Quadruplexes in the consensus structure.

G-Quadruplexes are annotated as plus signs ('+') for each G involved in the motif. Linker sequences must be denoted by dots ('.') as they are considered unpaired. Below is an example of a 2-layer G-quadruplex:

```
GGAAGGAAAGGAGG
++..++...++..++
```

#### SWIG Wrapper Notes:

This function is available through an overloaded version of `vrna_eval_circ_gquad_structure()`. Simply pass a sequence alignment as list of strings (including gaps) as first, and the consensus structure as second argument. The last two arguments are optional and default to `VRNA_VERBOSITY_QUIET` and `NULL`, respectively. See, e.g. `RNA.eval_circ_gquad_structure()` in the *Python API*.

#### See also:

`vrna_eval_consensus_structure_simple_v()`, `vrna_eval_circ_gquad_consensus_structure()`, `vrna_eval_structure()`

---

**Note:** The free energy returned from this function already includes the covariation pseudo energies that is used for comparative structure prediction within this library.

---

#### Parameters

- **alignment** – RNA sequence alignment in uppercase letters. Gaps are denoted by hyphens ('-')
- **structure** – Consensus secondary structure in dot-bracket notation
- **verbosity\_level** – The level of verbosity of this function
- **file** – A file handle where this function should print to (may be `NULL`).

#### Returns

The free energy of the consensus structure given the sequence alignment in kcal/mol

### Simplified Energy Evaluation with Sequence String and Structure Pair Table

int `vrna_eval_structure_pt_simple`(const char \*string, const short \*pt)

`#include <ViennaRNA/eval.h>` Calculate the free energy of an already folded RNA.

In contrast to `vrna_eval_structure_pt()` this function assumes default model details and default energy parameters in order to evaluate the free energy of the secondary structure. Therefore, it serves as a simple interface function for energy evaluation for situations where no changes on the energy model are required.

#### SWIG Wrapper Notes:

In the target scripting language, this function serves as a wrapper for `vrna_eval_structure_pt_v()` and, thus, allows for two additional, optional arguments, the verbosity level and a file handle which default to `VRNA_VERBOSITY_QUIET` and `NULL`, respectively. See, e.g. `RNA.eval_structure_pt_simple()` in the *Python API*.

#### See also:

`vrna_ptable()`, `vrna_eval_structure_simple()`, `vrna_eval_structure_pt()`

**Parameters**

- **string** – RNA sequence in uppercase letters
- **pt** – Secondary structure as pair\_table

**Returns**

The free energy of the input structure given the input sequence in 10cal/mol

int **vrna\_eval\_structure\_pt\_simple\_verbose**(const char \*string, const short \*pt, FILE \*file)

*#include <ViennaRNA/eval.h>* Calculate the free energy of an already folded RNA.

This function is a simplified version of *vrna\_eval\_structure\_pt\_simple\_v()* that uses the *default* verbosity level.

**See also:**

*vrna\_eval\_structure\_pt\_simple\_v()*, *vrna\_ptable()*, *vrna\_eval\_structure\_pt\_verbose()*,  
*vrna\_eval\_structure\_simple()*

**Parameters**

- **string** – RNA sequence in uppercase letters
- **pt** – Secondary structure as pair\_table
- **file** – A file handle where this function should print to (may be NULL).

**Returns**

The free energy of the input structure given the input sequence in 10cal/mol

int **vrna\_eval\_structure\_pt\_simple\_v**(const char \*string, const short \*pt, int verbosity\_level, FILE \*file)

*#include <ViennaRNA/eval.h>* Calculate the free energy of an already folded RNA.

This function allows for energy evaluation of a given sequence/structure pair where the structure is provided in pair\_table format as obtained from *vrna\_ptable()*. Model details, energy parameters, and possibly soft constraints are used as provided via the parameter 'fc'. The fold\_compound does not need to contain any DP matrices, but all the most basic init values as one would get from a call like this:

```
fc = vrna_fold_compound(sequence, NULL, VRNA_OPTION_EVAL_ONLY);
```

In contrast to *vrna\_eval\_structure\_pt\_verbose()* this function assumes default model details and default energy parameters in order to evaluate the free energy of the secondary structure. Therefore, it serves as a simple interface function for energy evaluation for situations where no changes on the energy model are required.

**See also:**

*vrna\_ptable()*, *vrna\_eval\_structure\_pt\_v()*, *vrna\_eval\_structure\_simple()*

**Parameters**

- **string** – RNA sequence in uppercase letters
- **pt** – Secondary structure as pair\_table
- **verbosity\_level** – The level of verbosity of this function
- **file** – A file handle where this function should print to (may be NULL).

**Returns**

The free energy of the input structure given the input sequence in 10cal/mol

## Simplified Energy Evaluation with Sequence Alignment and Consensus Structure Pair Table

int **vrna\_eval\_consensus\_structure\_pt\_simple**(const char \*\*alignment, const short \*pt)

*#include <ViennaRNA/eval.h>* Evaluate the Free Energy of a Consensus Secondary Structure given a Sequence Alignment.

*SWIG Wrapper Notes:*

This function is available through an overloaded version of *vrna\_eval\_structure\_pt\_simple()*. Simply pass a sequence alignment as list of strings (including gaps) as first, and the consensus structure as second argument. See, e.g. *RNA.eval\_structure\_pt\_simple()* in the *Python API*.

**See also:**

*vrna\_eval\_consensus\_structure\_simple()*, *vrna\_eval\_structure\_pt()*, *vrna\_eval\_structure()*,  
*vrna\_eval\_covar\_structure()*

---

**Note:** The free energy returned from this function already includes the covariation pseudo energies that is used for comparative structure prediction within this library.

---

### Parameters

- **alignment** – RNA sequence alignment in uppercase letters. Gaps are denoted by hyphens ('-')
- **pt** – Secondary structure in pair table format

### Returns

Free energy of the consensus structure in 10cal/mol

int **vrna\_eval\_consensus\_structure\_pt\_simple\_verbose**(const char \*\*alignment, const short \*pt, FILE \*file)

*#include <ViennaRNA/eval.h>*

int **vrna\_eval\_consensus\_structure\_pt\_simple\_v**(const char \*\*alignment, const short \*pt, int verbosity\_level, FILE \*file)

*#include <ViennaRNA/eval.h>*

*SWIG Wrapper Notes:*

This function is available through an overloaded version of *vrna\_eval\_structure\_pt\_simple()*. Simply pass a sequence alignment as list of strings (including gaps) as first, and the consensus structure as second argument. The last two arguments are optional and default to *VRNA\_VERBOSITY\_QUIET* and NULL, respectively. See, e.g. *RNA.eval\_structure\_pt\_simple()* in the *Python API*.

### Defines

**VRNA\_VERBOSITY\_QUIET**

*#include <ViennaRNA/eval.h>* Quiet level verbosity setting.

**VRNA\_VERBOSITY\_DEFAULT**

*#include <ViennaRNA/eval.h>* Default level verbosity setting.



## 7.1.4 Energy Parameters

For secondary structure free energy evaluation we usually utilize the set of thermodynamic **Nearest Neighbor** energy parameters also used in other software, such as *UNAFold* and *RNAstructure*.

### Salt Corrections

All relevant functions to compute salt correction at a given salt concentration and temperature.

The corrections for loop and stack are taken from Einert and Netz [2011].

All corrections returned are in units of  $\text{dcal} \cdot \text{mol}^{-1}$ .

### Functions

double **vrna\_salt\_loop**(int L, double salt, double T, double backbonelen)

*#include <ViennaRNA/params/salt.h>* Get salt correction for a loop at a given salt concentration and temperature.

#### Parameters

- **L** – backbone number in loop
- **salt** – salt concentration (M)
- **T** – absolute temperature (K)
- **backboneLen** – Backbone Length, phosphate-to-phosphate distance (typically 6 for RNA, 6.76 for DNA)

#### Returns

Salt correction for loop in dcal/mol

int **vrna\_salt\_loop\_int**(int L, double salt, double T, double backbonelen)

*#include <ViennaRNA/params/salt.h>* Get salt correction for a loop at a given salt concentration and temperature.

This functions is same as `vrna_salt_loop` but returns rounded salt correction in integer

#### See also:

*vrna\_salt\_loop*

#### Parameters

- **L** – backbone number in loop
- **salt** – salt concentration (M)
- **T** – absolute temperature (K)
- **backboneLen** – Backbone Length, phosphate-to-phosphate distance (typically 6 for RNA, 6.76 for DNA)

#### Returns

Rounded salt correction for loop in dcal/mol

int **vrna\_salt\_stack**(double salt, double T, double hrise)

*#include <ViennaRNA/params/salt.h>* Get salt correction for a stack at a given salt concentration and temperature.

**Parameters**

- **salt** – salt concentration (M)
- **T** – absolute temperature (K)
- **hrise** – Helical Rise (typically 2.8 for RNA, 3.4 for DNA)

**Returns**

Rounded salt correction for stack in dcal/mol

void **vrna\_salt\_ml**(double saltLoop[], int lower, int upper, int \*m, int \*b)

*#include <ViennaRNA/params/salt.h>* Fit linear function to loop salt correction.

For a given range of loop size (backbone number), we perform a linear fitting on loop salt correction

$$\text{Loop correction} \approx m \cdot L + b.$$

**See also:**

*vrna\_salt\_loop()*

**Parameters**

- **saltLoop** – List of loop salt correction of size from 1
- **lower** – Define the size lower bound for fitting
- **upper** – Define the size upper bound for fitting
- **m** – pointer to store the parameter m in fitting result
- **b** – pointer to store the parameter b in fitting result

int **vrna\_salt\_duplex\_init**(*vrna\_md\_t* \*md)

*#include <ViennaRNA/params/salt.h>* Get salt correction for duplex initialization at a given salt concentration.

**Parameters**

- **md** – Model details data structure that specifies salt concentration in buffer (M)

**Returns**

Rounded correction for duplex initialization in dcal/mol

## Loading / Saving Energy Parameter Sets

Read and Write energy parameter sets from and to files or strings

## Defines

### VRNA\_PARAMETER\_FORMAT\_DEFAULT

*#include* <ViennaRNA/params/io.h> Default Energy Parameter File format.

#### See also:

*vrna\_params\_load()*, *vrna\_params\_load\_from\_string()*, *vrna\_params\_save()*

## Enums

### enum **parset**

*Values:*

enumerator **UNKNOWN**

enumerator **QUIT**

enumerator **S**

enumerator **S\_H**

enumerator **HP**

enumerator **HP\_H**

enumerator **B**

enumerator **B\_H**

enumerator **IL**

enumerator **IL\_H**

enumerator **MMH**

enumerator **MMH\_H**

enumerator **MMI**

enumerator **MMI\_H**

enumerator **MMI1N**

enumerator **MMI1N\_H**

enumerator **MMI23**

enumerator **MMI23\_H**

enumerator **MMM**

enumerator **MMM\_H**

enumerator **MME**

enumerator **MME\_H**

enumerator **D5**

enumerator **D5\_H**

enumerator **D3**

enumerator **D3\_H**

enumerator **INT11**

enumerator **INT11\_H**

enumerator **INT21**

enumerator **INT21\_H**

enumerator **INT22**

enumerator **INT22\_H**

enumerator **ML**

enumerator **TL**

enumerator **TRI**

enumerator **HEX**

enumerator **NIN**

enumerator **MISC**

## Functions

int **vrna\_params\_load**(const char fname[], unsigned int options)

*#include* <ViennaRNA/params/io.h> Load energy parameters from a file.

*SWIG Wrapper Notes:*

This function is available as overloaded function `params_load(fname="", options=VRNA_PARAMETER_FORMAT_DEFAULT)`. Here, the empty filename string indicates to load default RNA parameters, i.e. this is equivalent to calling `vrna_params_load_defaults()`. See, e.g. `RNA.fold_compound.params_load()` in the *Python API*.

**See also:**

`vrna_params_load_from_string()`, `vrna_params_save()`, `vrna_params_load_defaults()`,  
`vrna_params_load_RNA_Turner2004()`, `vrna_params_load_RNA_Turner1999()`,  
`vrna_params_load_RNA_Andronescu2007()`, `vrna_params_load_RNA_Langdon2018()`,  
`vrna_params_load_RNA_misc_special_hairpins()`, `vrna_params_load_DNA_Mathews2004()`,  
`vrna_params_load_DNA_Mathews1999()`

### Parameters

- **fname** – The path to the file containing the energy parameters
- **options** – File format bit-mask (usually `VRNA_PARAMETER_FORMAT_DEFAULT`)

### Returns

Non-zero on success, 0 on failure

int **vrna\_params\_save**(const char fname[], unsigned int options)

*#include* <ViennaRNA/params/io.h> Save energy parameters to a file.

*SWIG Wrapper Notes:*

This function is available as overloaded function `params_save(fname, options=VRNA_PARAMETER_FORMAT_DEFAULT)`. See, e.g. `RNA.params_save()` in the *Python API*.

**See also:**

`vrna_params_load()`

### Parameters

- **fname** – A filename (path) for the file where the current energy parameters will be written to
- **options** – File format bit-mask (usually `VRNA_PARAMETER_FORMAT_DEFAULT`)

### Returns

Non-zero on success, 0 on failure

int **vrna\_params\_load\_from\_string**(const char \*string, const char \*name, unsigned int options)

*#include* <ViennaRNA/params/io.h> Load energy paramters from string.

The string must follow the default energy parameter file convention! The optional `name` argument allows one to specify a name for the parameter set which is stored internally.

*SWIG Wrapper Notes:*

This function is available as overloaded function `params_load_from_string(string, name="", options=VRNA_PARAMETER_FORMAT_DEFAULT)`. See, e.g. `RNA.params_load_from_string()` in the *Python API*.

**See also:**

`vrna_params_load()`, `vrna_params_save()`, `vrna_params_load_defaults()`,  
`vrna_params_load_RNA_Turner2004()`, `vrna_params_load_RNA_Turner1999()`,  
`vrna_params_load_RNA_Andronescu2007()`, `vrna_params_load_RNA_Langdon2018()`,  
`vrna_params_load_RNA_misc_special_hairpins()`, `vrna_params_load_DNA_Mathews2004()`,  
`vrna_params_load_DNA_Mathews1999()`

**Parameters**

- **string** – A 0-terminated string containing energy parameters
- **name** – A name for the parameter set in `string` (Maybe NULL)
- **options** – File format bit-mask (usually `VRNA_PARAMETER_FORMAT_DEFAULT`)

**Returns**

Non-zero on success, 0 on failure

int **vrna\_params\_load\_defaults**(void)

*#include* <ViennaRNA/params/io.h> Load default RNA energy parameter set.

This is a convenience function to load the Turner 2004 RNA free energy parameters. It's the same as calling `vrna_params_load_RNA_Turner2004()`

*SWIG Wrapper Notes:*

This function is available as overloaded function `params_load()`. See, e.g. `RNA.params_load()` in the *Python API*.

**See also:**

`vrna_params_load()`, `vrna_params_load_from_string()`, `vrna_params_save()`,  
`vrna_params_load_RNA_Turner2004()`, `vrna_params_load_RNA_Turner1999()`,  
`vrna_params_load_RNA_Andronescu2007()`, `vrna_params_load_RNA_Langdon2018()`,  
`vrna_params_load_RNA_misc_special_hairpins()`, `vrna_params_load_DNA_Mathews2004()`,  
`vrna_params_load_DNA_Mathews1999()`

**Returns**

Non-zero on success, 0 on failure

int **vrna\_params\_load\_RNA\_Turner2004**(void)

*#include* <ViennaRNA/params/io.h> Load Turner 2004 RNA energy parameter set.

*SWIG Wrapper Notes:*

This function is available as function `params_load_RNA_Turner2004()`. See, e.g. `RNA.params_load_RNA_Turner2004()` in the *Python API*.

**See also:**

`vrna_params_load()`, `vrna_params_load_from_string()`, `vrna_params_save()`,  
`vrna_params_load_defaults()`, `vrna_params_load_RNA_Turner1999()`,  
`vrna_params_load_RNA_Andronescu2007()`, `vrna_params_load_RNA_Langdon2018()`,  
`vrna_params_load_RNA_misc_special_hairpins()`, `vrna_params_load_DNA_Mathews2004()`,  
`vrna_params_load_DNA_Mathews1999()`

**Warning:** This function also resets the default geometric parameters as stored in *vrna\_md\_t* to those of RNA. Only subsequently initialized *vrna\_md\_t* structures will be affected by this change.

**Returns**

Non-zero on success, 0 on failure

int **vrna\_params\_load\_RNA\_Turner1999**(void)

*#include* <ViennaRNA/params/io.h> Load Turner 1999 RNA energy parameter set.

*SWIG Wrapper Notes:*

This function is available as function `params_load_RNA_Turner1999()`. See, e.g. `RNA.params_load_RNA_Turner1999()` in the *Python API*.

**See also:**

`vrna_params_load()`, `vrna_params_load_from_string()`, `vrna_params_save()`,  
`vrna_params_load_RNA_Turner2004()`, `vrna_params_load_defaults()`,  
`vrna_params_load_RNA_Andronescu2007()`, `vrna_params_load_RNA_Langdon2018()`,  
`vrna_params_load_RNA_misc_special_hairpins()`, `vrna_params_load_DNA_Mathews2004()`,  
`vrna_params_load_DNA_Mathews1999()`

**Warning:** This function also resets the default geometric parameters as stored in *vrna\_md\_t* to those of RNA. Only subsequently initialized *vrna\_md\_t* structures will be affected by this change.

**Returns**

Non-zero on success, 0 on failure

int **vrna\_params\_load\_RNA\_Andronescu2007**(void)

*#include* <ViennaRNA/params/io.h> Load Andronescu 2007 RNA energy parameter set.

*SWIG Wrapper Notes:*

This function is available as function `params_load_RNA_Andronescu2007()`. See, e.g. `RNA.params_load_RNA_Andronescu2007()` in the *Python API*.

**See also:**

`vrna_params_load()`, `vrna_params_load_from_string()`, `vrna_params_save()`,  
`vrna_params_load_RNA_Turner2004()`, `vrna_params_load_RNA_Turner1999()`,  
`vrna_params_load_defaults()`, `vrna_params_load_RNA_Langdon2018()`,  
`vrna_params_load_RNA_misc_special_hairpins()`, `vrna_params_load_DNA_Mathews2004()`,  
`vrna_params_load_DNA_Mathews1999()`

**Warning:** This function also resets the default geometric parameters as stored in *vrna\_md\_t* to those of RNA. Only subsequently initialized *vrna\_md\_t* structures will be affected by this change.

**Returns**

Non-zero on success, 0 on failure

int **vrna\_params\_load\_RNA\_Langdon2018**(void)

*#include* <ViennaRNA/params/io.h> Load Langdon 2018 RNA energy parameter set.

*SWIG Wrapper Notes:*

This function is available as function `params_load_RNA_Langdon2018()`. See, e.g. `RNA.params_load_RNA_Langdon2018()` in the *Python API*.

**See also:**

`vrna_params_load()`, `vrna_params_load_from_string()`, `vrna_params_save()`,  
`vrna_params_load_RNA_Turner2004()`, `vrna_params_load_RNA_Turner1999()`,  
`vrna_params_load_RNA_Andronescu2007()`, `vrna_params_load_defaults()`,  
`vrna_params_load_RNA_misc_special_hairpins()`, `vrna_params_load_DNA_Mathews2004()`,  
`vrna_params_load_DNA_Mathews1999()`

**Warning:** This function also resets the default geometric parameters as stored in `vrna_md_t` to those of RNA. Only subsequently initialized `vrna_md_t` structures will be affected by this change.

**Returns**

Non-zero on success, 0 on failure

int `vrna_params_load_RNA_misc_special_hairpins`(void)

`#include <ViennaRNA/params/io.h>` Load Misc Special Hairpin RNA energy parameter set.

*SWIG Wrapper Notes:*

This function is available as function `params_load_RNA_misc_special_hairpins()`. See, e.g. `RNA.params_load_RNA_misc_special_hairpins()` in the *Python API*.

**See also:**

`vrna_params_load()`, `vrna_params_load_from_string()`, `vrna_params_save()`,  
`vrna_params_load_RNA_Turner2004()`, `vrna_params_load_RNA_Turner1999()`,  
`vrna_params_load_RNA_Andronescu2007()`, `vrna_params_load_RNA_Langdon2018()`,  
`vrna_params_load_defaults()`, `vrna_params_load_DNA_Mathews2004()`,  
`vrna_params_load_DNA_Mathews1999()`

**Warning:** This function also resets the default geometric parameters as stored in `vrna_md_t` to those of RNA. Only subsequently initialized `vrna_md_t` structures will be affected by this change.

**Returns**

Non-zero on success, 0 on failure

int `vrna_params_load_DNA_Mathews2004`(void)

`#include <ViennaRNA/params/io.h>` Load Mathews 2004 DNA energy parameter set.

*SWIG Wrapper Notes:*

This function is available as function `params_load_DNA_Mathews2004()`. See, e.g. `RNA.params_load_DNA_Mathews2004()` in the *Python API*.

**See also:**

`vrna_params_load()`, `vrna_params_load_from_string()`, `vrna_params_save()`,  
`vrna_params_load_RNA_Turner2004()`, `vrna_params_load_RNA_Turner1999()`,  
`vrna_params_load_RNA_Andronescu2007()`, `vrna_params_load_RNA_Langdon2018()`,  
`vrna_params_load_RNA_misc_special_hairpins()`, `vrna_params_load_defaults()`,  
`vrna_params_load_DNA_Mathews1999()`



**Warning:** This function also resets the default geometric parameters as stored in *vrna\_md\_t* to those of DNA. Only subsequently initialized *vrna\_md\_t* structures will be affected by this change.

**Returns**

Non-zero on success, 0 on failure

int **vrna\_params\_load\_DNA\_Mathews1999**(void)

*#include* <ViennaRNA/params/io.h> Load Mathews 1999 DNA energy parameter set.

*SWIG Wrapper Notes:*

This function is available as function `params_load_DNA_Mathews1999()`. See, e.g. *RNA.params\_load\_DNA\_Mathews1999()* in the *Python API*.

**See also:**

*vrna\_params\_load()*, *vrna\_params\_load\_from\_string()*, *vrna\_params\_save()*,  
*vrna\_params\_load\_RNA\_Turner2004()*, *vrna\_params\_load\_RNA\_Turner1999()*,  
*vrna\_params\_load\_RNA\_Andronescu2007()*, *vrna\_params\_load\_RNA\_Langdon2018()*,  
*vrna\_params\_load\_RNA\_misc\_special\_hairpins()*, *vrna\_params\_load\_DNA\_Mathews2004()*,  
*vrna\_params\_load\_defaults()*

**Warning:** This function also resets the default geometric parameters as stored in *vrna\_md\_t* to those of DNA. Only subsequently initialized *vrna\_md\_t* structures will be affected by this change.

**Returns**

Non-zero on success, 0 on failure

const char \***last\_parameter\_file**(void)

*#include* <ViennaRNA/params/io.h> Get the file name of the parameter file that was most recently loaded.

**Returns**

The file name of the last parameter file, or NULL if parameters are still at defaults

void **read\_parameter\_file**(const char fname[])

*#include* <ViennaRNA/params/io.h> Read energy parameters from a file.

*Deprecated:*

Use *vrna\_params\_load()* instead!

**Parameters**

- **fname** – The path to the file containing the energy parameters

void **write\_parameter\_file**(const char fname[])

*#include* <ViennaRNA/params/io.h> Write energy parameters to a file.

*Deprecated:*

Use *vrna\_params\_save()* instead!

**Parameters**

- **fname** – A filename (path) for the file where the current energy parameters will be written to

```
enum parset gettype(const char *ident)
    #include <ViennaRNA/params/io.h>
char *settype(enum parset s)
    #include <ViennaRNA/params/io.h>
```

## Converting Energy Parameter Files

Converting energy parameter files into the latest format.

To preserve some backward compatibility the RNAlib also provides functions to convert energy parameter files from the format used in version 1.4-1.8 into the new format used since version 2.0

### Defines

#### **VRNA\_CONVERT\_OUTPUT\_ALL**

*#include <ViennaRNA/params/convert.h>* Flag to indicate printing of a complete parameter set

#### **VRNA\_CONVERT\_OUTPUT\_HP**

*#include <ViennaRNA/params/convert.h>* Flag to indicate printing of hairpin contributions

#### **VRNA\_CONVERT\_OUTPUT\_STACK**

*#include <ViennaRNA/params/convert.h>* Flag to indicate printing of base pair stack contributions

#### **VRNA\_CONVERT\_OUTPUT\_MM\_HP**

*#include <ViennaRNA/params/convert.h>* Flag to indicate printing of hairpin mismatch contribution

#### **VRNA\_CONVERT\_OUTPUT\_MM\_INT**

*#include <ViennaRNA/params/convert.h>* Flag to indicate printing of interior loop mismatch contribution

#### **VRNA\_CONVERT\_OUTPUT\_MM\_INT\_1N**

*#include <ViennaRNA/params/convert.h>* Flag to indicate printing of 1:n interior loop mismatch contribution

#### **VRNA\_CONVERT\_OUTPUT\_MM\_INT\_23**

*#include <ViennaRNA/params/convert.h>* Flag to indicate printing of 2:3 interior loop mismatch contribution

#### **VRNA\_CONVERT\_OUTPUT\_MM\_MULTI**

*#include <ViennaRNA/params/convert.h>* Flag to indicate printing of multi loop mismatch contribution

#### **VRNA\_CONVERT\_OUTPUT\_MM\_EXT**

*#include <ViennaRNA/params/convert.h>* Flag to indicate printing of exterior loop mismatch contribution

#### **VRNA\_CONVERT\_OUTPUT\_DANGLE5**

*#include <ViennaRNA/params/convert.h>* Flag to indicate printing of 5' dangle contribution

**VRNA\_CONVERT\_OUTPUT\_DANGLE3**

*#include <ViennaRNA/params/convert.h>* Flag to indicate printing of 3' dangle contribution

**VRNA\_CONVERT\_OUTPUT\_INT\_11**

*#include <ViennaRNA/params/convert.h>* Flag to indicate printing of 1:1 interior loop contribution

**VRNA\_CONVERT\_OUTPUT\_INT\_21**

*#include <ViennaRNA/params/convert.h>* Flag to indicate printing of 2:1 interior loop contribution

**VRNA\_CONVERT\_OUTPUT\_INT\_22**

*#include <ViennaRNA/params/convert.h>* Flag to indicate printing of 2:2 interior loop contribution

**VRNA\_CONVERT\_OUTPUT\_BULGE**

*#include <ViennaRNA/params/convert.h>* Flag to indicate printing of bulge loop contribution

**VRNA\_CONVERT\_OUTPUT\_INT**

*#include <ViennaRNA/params/convert.h>* Flag to indicate printing of interior loop contribution

**VRNA\_CONVERT\_OUTPUT\_ML**

*#include <ViennaRNA/params/convert.h>* Flag to indicate printing of multi loop contribution

**VRNA\_CONVERT\_OUTPUT\_MISC**

*#include <ViennaRNA/params/convert.h>* Flag to indicate printing of misc contributions (such as terminalAU)

**VRNA\_CONVERT\_OUTPUT\_SPECIAL\_HP**

*#include <ViennaRNA/params/convert.h>* Flag to indicate printing of special hairpin contributions (tri-, tetra-, hexa-loops)

**VRNA\_CONVERT\_OUTPUT\_VANILLA**

*#include <ViennaRNA/params/convert.h>* Flag to indicate printing of given parameters only

---

**Note:** This option overrides all other output options, except *VRNA\_CONVERT\_OUTPUT\_DUMP* !

---

**VRNA\_CONVERT\_OUTPUT\_NINIO**

*#include <ViennaRNA/params/convert.h>* Flag to indicate printing of interior loop asymmetry contribution

**VRNA\_CONVERT\_OUTPUT\_DUMP**

*#include <ViennaRNA/params/convert.h>* Flag to indicate dumping the energy contributions from the library instead of an input file

## Functions

void **convert\_parameter\_file**(const char \*iname, const char \*oname, unsigned int options)

*#include <ViennaRNA/params/convert.h>* Convert/dump a Vienna 1.8.4 formatted energy parameter file

The options argument allows one to control the different output modes.

Currently available options are: `VRNA_CONVERT_OUTPUT_ALL`, `VRNA_CONVERT_OUTPUT_HP`, `VRNA_CONVERT_OUTPUT_STACK`, `VRNA_CONVERT_OUTPUT_MM_HP`, `VRNA_CONVERT_OUTPUT_MM_INT`, `VRNA_CONVERT_OUTPUT_MM_INT_INV`, `VRNA_CONVERT_OUTPUT_MM_MULTI`, `VRNA_CONVERT_OUTPUT_MM_EXT`, `VRNA_CONVERT_OUTPUT_DANGLE3`, `VRNA_CONVERT_OUTPUT_INT_11`, `VRNA_CONVERT_OUTPUT_INT_21`, `VRNA_CONVERT_OUTPUT_INT_22`, `VRNA_CONVERT_OUTPUT_BULGE`, `VRNA_CONVERT_OUTPUT_INT`, `VRNA_CONVERT_OUTPUT_ML`, `VRNA_CONVERT_OUTPUT_MISC`, `VRNA_CONVERT_OUTPUT_SPECIAL_HP`, `VRNA_CONVERT_OUTPUT_VANILLA`, `VRNA_CONVERT_OUTPUT_NINIO`, `VRNA_CONVERT_OUTPUT_DUMP`

The defined options are fine for bitwise compare- and assignment-operations, e. g.: pass a collection of options as a single value like this:

```
convert_parameter_file(ifile, ofile, option_1 | option_2 | option_n)
```

### Parameters

- **iname** – The input file name (If NULL input is read from stdin)
- **oname** – The output file name (If NULL output is written to stdout)
- **options** – The options (as described above)

## Available Parameter Sets

While the *RNAlib* already contains a compiled-in set of the latest *Turner 2004 Free Energy Parameters*, we defined a file format that allows to change these parameters at runtime. The ViennaRNA Package already comes with a set of parameter files containing

- Turner 1999 RNA parameters
- Mathews 1999 DNA parameters
- Andronescu 2007 RNA parameters
- Mathews 2004 DNA parameters

## Energy Parameter API

## Defines

**VRNA\_GQUAD\_MAX\_STACK\_SIZE**  
*#include* <ViennaRNA/params/basic.h>

**VRNA\_GQUAD\_MIN\_STACK\_SIZE**  
*#include* <ViennaRNA/params/basic.h>

**VRNA\_GQUAD\_MAX\_LINKER\_LENGTH**  
*#include* <ViennaRNA/params/basic.h>

**VRNA\_GQUAD\_MIN\_LINKER\_LENGTH**  
*#include* <ViennaRNA/params/basic.h>

**VRNA\_GQUAD\_MIN\_BOX\_SIZE**  
*#include* <ViennaRNA/params/basic.h>

**VRNA\_GQUAD\_MAX\_BOX\_SIZE**  
*#include* <ViennaRNA/params/basic.h>

## Typedefs

typedef struct *vrna\_param\_s* **vrna\_param\_t**  
*#include* <ViennaRNA/params/basic.h> Typename for the free energy parameter data structure *vrna\_params*.

typedef struct *vrna\_exp\_param\_s* **vrna\_exp\_param\_t**  
*#include* <ViennaRNA/params/basic.h> Typename for the Boltzmann factor data structure *vrna\_exp\_params*.

typedef struct *vrna\_param\_s* **paramT**  
*#include* <ViennaRNA/params/basic.h> Old typename of *vrna\_param\_s*.

*Deprecated:*

Use *vrna\_param\_t* instead!

typedef struct *vrna\_exp\_param\_s* **pf\_paramT**  
*#include* <ViennaRNA/params/basic.h> Old typename of *vrna\_exp\_param\_s*.

*Deprecated:*

Use *vrna\_exp\_param\_t* instead!

## Functions

*vrna\_param\_t* \***vrna\_params**(*vrna\_md\_t* \*md)

#include <ViennaRNA/params/basic.h> Get a data structure containing prescaled free energy parameters.

If a NULL pointer is passed for the model details parameter, the default model parameters are stored within the requested *vrna\_param\_t* structure.

### See also:

*vrna\_md\_t*, *vrna\_md\_set\_default()*, *vrna\_exp\_params()*

### Parameters

- **md** – A pointer to the model details to store inside the structure (Maybe NULL)

### Returns

A pointer to the memory location where the requested parameters are stored

*vrna\_param\_t* \***vrna\_params\_copy**(*vrna\_param\_t* \*par)

#include <ViennaRNA/params/basic.h> Get a copy of the provided free energy parameters.

If NULL is passed as parameter, a default set of energy parameters is created and returned.

### See also:

*vrna\_params()*, *vrna\_param\_t*

### Parameters

- **par** – The free energy parameters that are to be copied (Maybe NULL)

### Returns

A copy or a default set of the (provided) parameters

*vrna\_exp\_param\_t* \***vrna\_exp\_params**(*vrna\_md\_t* \*md)

#include <ViennaRNA/params/basic.h> Get a data structure containing prescaled free energy parameters already transformed to Boltzmann factors.

This function returns a data structure that contains all necessary precomputed energy contributions for each type of loop.

In contrast to *vrna\_params()*, the free energies within this data structure are stored as their Boltzmann factors, i.e.

$$\exp(-E/kT)$$

where  $E$  is the free energy.

If a NULL pointer is passed for the model details parameter, the default model parameters are stored within the requested *vrna\_exp\_param\_t* structure.

### See also:

*vrna\_md\_t*, *vrna\_md\_set\_default()*, *vrna\_params()*, *vrna\_rescale\_pf\_params()*

### Parameters

- **md** – A pointer to the model details to store inside the structure (Maybe NULL)

**Returns**

A pointer to the memory location where the requested parameters are stored

`vrna_exp_param_t *vrna_exp_params_comparative(unsigned int n_seq, vrna_md_t *md)`

*#include <ViennaRNA/params/basic.h>* Get a data structure containing prescaled free energy parameters already transformed to Boltzmann factors (alifold version)

If a NULL pointer is passed for the model details parameter, the default model parameters are stored within the requested `vrna_exp_param_t` structure.

**See also:**

`vrna_md_t`, `vrna_md_set_default()`, `vrna_exp_params()`, `vrna_params()`

**Parameters**

- **n\_seq** – The number of sequences in the alignment
- **md** – A pointer to the model details to store inside the structure (Maybe NULL)

**Returns**

A pointer to the memory location where the requested parameters are stored

`vrna_exp_param_t *vrna_exp_params_copy(vrna_exp_param_t *par)`

*#include <ViennaRNA/params/basic.h>* Get a copy of the provided free energy parameters (provided as Boltzmann factors)

If NULL is passed as parameter, a default set of energy parameters is created and returned.

**See also:**

`vrna_exp_params()`, `vrna_exp_param_t`

**Parameters**

- **par** – The free energy parameters that are to be copied (Maybe NULL)

**Returns**

A copy or a default set of the (provided) parameters

`void vrna_params_subst(vrna_fold_compound_t *fc, vrna_param_t *par)`

*#include <ViennaRNA/params/basic.h>* Update/Reset energy parameters data structure within a `vrna_fold_compound_t`.

Passing NULL as second argument leads to a reset of the energy parameters within `fc` to their default values. Otherwise, the energy parameters provided will be copied over into `fc`.

*SWIG Wrapper Notes:*

This function is attached to `vrna_fc_s` objects as overloaded `params_subst()` method.

When no parameter is passed, the resulting action is the same as passing NULL as second parameter to `vrna_params_subst()`, i.e. resetting the parameters to the global defaults. See, e.g. `RNA.fold_compound.params_subst()` in the *Python API*.

**See also:**

`vrna_params_reset()`, `vrna_param_t`, `vrna_md_t`, `vrna_params()`

**Parameters**

- **fc** – The `vrna_fold_compound_t` that is about to receive updated energy parameters

- **par** – The energy parameters used to substitute those within `fc` (Maybe NULL)

void **vrna\_exp\_params\_subst**(*vrna\_fold\_compound\_t* \*fc, *vrna\_exp\_param\_t* \*params)

*#include* <ViennaRNA/params/basic.h> Update the energy parameters for subsequent partition function computations.

This function can be used to properly assign new energy parameters for partition function computations to a *vrna\_fold\_compound\_t*. For this purpose, the data of the provided pointer `params` will be copied into `fc` and a recomputation of the partition function scaling factor is issued, if the `pf_scale` attribute of `params` is less than 1.0.

Passing NULL as second argument leads to a reset of the energy parameters within `fc` to their default values

#### SWIG Wrapper Notes:

This function is attached to *vrna\_fc\_s* objects as overloaded `exp_params_subst()` method.

When no parameter is passed, the resulting action is the same as passing NULL as second parameter to *vrna\_exp\_params\_subst()*, i.e. resetting the parameters to the global defaults. See, e.g. *RNA.fold\_compound.exp\_params\_subst()* in the *Python API*.

#### See also:

*vrna\_exp\_params\_reset()*, *vrna\_exp\_params\_rescale()*, *vrna\_exp\_param\_t*, *vrna\_md\_t*, *vrna\_exp\_params()*

#### Parameters

- **fc** – The fold compound data structure
- **params** – A pointer to the new energy parameters

void **vrna\_exp\_params\_rescale**(*vrna\_fold\_compound\_t* \*fc, double \*mfe)

*#include* <ViennaRNA/params/basic.h> Rescale Boltzmann factors for partition function computations.

This function may be used to (automatically) rescale the Boltzmann factors used in partition function computations. Since partition functions over subsequences can easily become extremely large, the RNAlib internally rescales them to avoid numerical over- and/or underflow. Therefore, a proper scaling factor  $s$  needs to be chosen that in turn is then used to normalize the corresponding partition functions  $\hat{q}[i, j] = q[i, j]/s^{(j-i+1)}$ .

This function provides two ways to automatically adjust the scaling factor.

- Automatic guess
- Automatic adjustment according to MFE

Passing NULL as second parameter activates the *automatic guess mode*. Here, the scaling factor is recomputed according to a mean free energy of  $184.3 * \text{length}$  cal for random sequences.

On the other hand, if the MFE for a sequence is known, it can be used to recompute a more robust scaling factor, since it represents the lowest free energy of the entire ensemble of structures, i.e. the highest Boltzmann factor. To activate this second mode of *automatic adjustment according to MFE*, a pointer to the MFE value needs to be passed as second argument. This value is then taken to compute the scaling factor as  $s = \exp((s_{fact} * MFE) / kT / \text{length})$ , where `sfact` is an additional scaling weight located in the *vrna\_md\_t* data structure of `exp_params` in `fc`.

The computed scaling factor  $s$  will be stored as `pf_scale` attribute of the `exp_params` data structure in `fc`.



*SWIG Wrapper Notes:*

This function is attached to *vrna\_fc\_s* objects as overloaded `exp_params_rescale()` method.

When no parameter is passed to this method, the resulting action is the same as passing NULL as second parameter to `vrna_exp_params_rescale()`, i.e. default scaling of the partition function. Passing an energy in kcal/mol, e.g. as retrieved by a previous call to the `mfe()` method, instructs all subsequent calls to scale the partition function accordingly. See, e.g. *RNA.fold\_compound.exp\_params\_rescale()* in the *Python API*.

**See also:**

*vrna\_exp\_params\_subst()*, *vrna\_md\_t*, *vrna\_exp\_param\_t*, *vrna\_fold\_compound\_t*

---

**Note:** This recomputation only takes place if the `pf_scale` attribute of the `exp_params` data structure contained in `fc` has a value below 1.0.

---

**Parameters**

- **fc** – The fold compound data structure
- **mfe** – A pointer to the MFE (in kcal/mol) or NULL

void **vrna\_params\_reset**(*vrna\_fold\_compound\_t* \*fc, *vrna\_md\_t* \*md)

*#include <ViennaRNA/params/basic.h>* Reset free energy parameters within a *vrna\_fold\_compound\_t* according to provided, or default model details.

This function allows one to rescale free energy parameters for subsequent structure prediction or evaluation according to a set of model details, e.g. temperature values. To do so, the caller provides either a pointer to a set of model details to be used for rescaling, or NULL if global default setting should be used.

*SWIG Wrapper Notes:*

This function is attached to *vrna\_fc\_s* objects as overloaded `params_reset()` method.

When no parameter is passed to this method, the resulting action is the same as passing NULL as second parameter to `vrna_params_reset()`, i.e. global default model settings are used. Passing an object of type *vrna\_md\_s* resets the fold compound according to the specifications stored within the *vrna\_md\_s* object. See, e.g. *RNA.fold\_compound.params\_reset()* in the *Python API*.

**See also:**

*vrna\_exp\_params\_reset()*, *vrna\_params\_subs()*

**Parameters**

- **fc** – The fold compound data structure
- **md** – A pointer to the new model details (or NULL for reset to defaults)

void **vrna\_exp\_params\_reset**(*vrna\_fold\_compound\_t* \*fc, *vrna\_md\_t* \*md)

*#include <ViennaRNA/params/basic.h>* Reset Boltzmann factors for partition function computations within a *vrna\_fold\_compound\_t* according to provided, or default model details.

This function allows one to rescale Boltzmann factors for subsequent partition function computations according to a set of model details, e.g. temperature values. To do so, the caller provides either a pointer to a set of model details to be used for rescaling, or NULL if global default setting should be used.

*SWIG Wrapper Notes:*

This function is attached to *vrna\_fc\_s* objects as overloaded `exp_params_reset()` method.

When no parameter is passed to this method, the resulting action is the same as passing NULL as second parameter to `vrna_exp_params_reset()`, i.e. global default model settings are used. Passing an object of type *vrna\_md\_s* resets the fold compound according to the specifications stored within the *vrna\_md\_s* object. See, e.g. `RNA.fold_compound.exp_params_reset()` in the *Python API*.

**See also:**

`vrna_params_reset()`, `vrna_exp_params_subst()`, `vrna_exp_params_rescale()`

**Parameters**

- **fc** – The fold compound data structure
- **md** – A pointer to the new model details (or NULL for reset to defaults)

```
void vrna_params_prepare(vrna_fold_compound_t *fc, unsigned int options)
```

```
#include <ViennaRNA/params/basic.h>
```

```
vrna_param_t *get_parameter_copy(vrna_param_t *par)
```

```
#include <ViennaRNA/params/basic.h>
```

```
vrna_exp_param_t *get_scaled_pf_parameters(void)
```

```
#include <ViennaRNA/params/basic.h> get a data structure of type vrna_exp_param_t which contains the Boltzmann weights of several energy parameters scaled according to the current temperature
```

*Deprecated:*

Use `vrna_exp_params()` instead!

**Returns**

The data structure containing Boltzmann weights for use in partition function calculations

```
vrna_exp_param_t *get_boltzmann_factors(double temperature, double betaScale, vrna_md_t md, double pf_scale)
```

```
#include <ViennaRNA/params/basic.h> Get precomputed Boltzmann factors of the loop type dependent energy contributions with independent thermodynamic temperature.
```

This function returns a data structure that contains all necessary precalculated Boltzmann factors for each loop type contribution.

In contrast to `get_scaled_pf_parameters()`, this function enables setting of independent temperatures for both, the individual energy contributions as well as the thermodynamic temperature used in  $\exp(-\Delta G/kT)$

*Deprecated:*

Use `vrna_exp_params()` instead!

**See also:**

`get_scaled_pf_parameters()`, `get_boltzmann_factor_copy()`

**Parameters**

- **temperature** – The temperature in degrees Celcius used for (re-)scaling the energy contributions
- **betaScale** – A scaling value that is used as a multiplication factor for the absolute temperature of the system
- **md** – The model details to be used
- **pf\_scale** – The scaling factor for the Boltzmann factors

**Returns**

A set of precomputed Boltzmann factors

```
vrna_exp_param_t *get_boltzmann_factor_copy(vrna_exp_param_t *parameters)
#include <ViennaRNA/params/basic.h> Get a copy of already precomputed Boltzmann factors.
```

*Deprecated:*

Use *vrna\_exp\_params\_copy()* instead!

**See also:**

*get\_boltzmann\_factors()*, *get\_scaled\_pf\_parameters()*

**Parameters**

- **parameters** – The input data structure that shall be copied

**Returns**

A copy of the provided Boltzmann factor data set

```
vrna_exp_param_t *get_scaled_alipf_parameters(unsigned int n_seq)
#include <ViennaRNA/params/basic.h> Get precomputed Boltzmann factors of the loop type dependent energy contributions (alifold variant)
```

*Deprecated:*

Use *vrna\_exp\_params\_comparative()* instead!

```
vrna_exp_param_t *get_boltzmann_factors_ali(unsigned int n_seq, double temperature, double
betaScale, vrna_md_t md, double pf_scale)
#include <ViennaRNA/params/basic.h> Get precomputed Boltzmann factors of the loop type dependent energy contributions (alifold variant) with independent thermodynamic temperature.
```

*Deprecated:*

Use *vrna\_exp\_params\_comparative()* instead!

```
vrna_param_t *scale_parameters(void)
#include <ViennaRNA/params/basic.h> Get precomputed energy contributions for all the known loop types.
```

*Deprecated:*

Use *vrna\_params()* instead!

---

**Note:** OpenMP: This function relies on several global model settings variables and thus is not to be considered threadsafe. See *get\_scaled\_parameters()* for a completely threadsafe implementation.

---

**Returns**

A set of precomputed energy contributions

*vrna\_param\_t* \***get\_scaled\_parameters**(double temperature, *vrna\_md\_t* md)

#include <ViennaRNA/params/basic.h> Get precomputed energy contributions for all the known loop types.

Call this function to retrieve precomputed energy contributions, i.e. scaled according to the temperature passed. Furthermore, this function assumes a data structure that contains the model details as well, such that subsequent folding recursions are able to retrieve the correct model settings

*Deprecated:*

Use *vrna\_params()* instead!

**See also:**

*vrna\_md\_t*, *set\_model\_details()*

**Parameters**

- **temperature** – The temperature in degrees Celcius
- **md** – The model details

**Returns**

precomputed energy contributions and model settings

*vrna\_param\_t* \***copy\_parameters**(void)

#include <ViennaRNA/params/basic.h>

*vrna\_param\_t* \***set\_parameters**(*vrna\_param\_t* \*dest)

#include <ViennaRNA/params/basic.h>

*vrna\_exp\_param\_t* \***scale\_pf\_parameters**(void)

#include <ViennaRNA/params/basic.h>

*vrna\_exp\_param\_t* \***copy\_pf\_param**(void)

#include <ViennaRNA/params/basic.h>

*vrna\_exp\_param\_t* \***set\_pf\_param**(*vrna\_param\_t* \*dest)

#include <ViennaRNA/params/basic.h>

struct **vrna\_param\_s**

#include <ViennaRNA/params/basic.h> The datastructure that contains temperature scaled energy parameters.

**Public Members**

int **id**

int **stack**[NBPAIRS + 1][NBPAIRS + 1]

int **hairpin**[31]

int **bulge**[MAXLOOP + 1]

```
int internal_loop[MAXLOOP + 1]

int mismatchExt[NBPAIRS + 1][5][5]

int mismatchI[NBPAIRS + 1][5][5]

int mismatch1nI[NBPAIRS + 1][5][5]

int mismatch23I[NBPAIRS + 1][5][5]

int mismatchH[NBPAIRS + 1][5][5]

int mismatchM[NBPAIRS + 1][5][5]

int dangle5[NBPAIRS + 1][5]

int dangle3[NBPAIRS + 1][5]

int int11[NBPAIRS + 1][NBPAIRS + 1][5][5]

int int21[NBPAIRS + 1][NBPAIRS + 1][5][5][5]

int int22[NBPAIRS + 1][NBPAIRS + 1][5][5][5][5]

int ninio[5]

double lxc

int MLbase

int MLintern[NBPAIRS + 1]

int MLclosing

int TerminalAU

int DuplexInit

int TetraLoop_E[200]

char TetraLoops[1401]

int TriLoop_E[40]

char TriLoops[241]
```

int **Hexaloop\_E**[40]

char **Hexaloops**[1801]

int **TripleC**

int **MultipleCA**

int **MultipleCB**

int **gquad**[*VRNA\_GQUAD\_MAX\_STACK\_SIZE* + 1][3 \* *VRNA\_GQUAD\_MAX\_LINKER\_LENGTH* + 1]

int **gquadLayerMismatch**

int **gquadLayerMismatchMax**

double **temperature**

Temperature used for loop contribution scaling.

*vrna\_md\_t* **model\_details**

Model details to be used in the recursions.

char **param\_file**[256]

The filename the parameters were derived from, or empty string if they represent the default.

int **SaltStack**

int **SaltLoop**[MAXLOOP + 2]

double **SaltLoopDbl**[MAXLOOP + 2]

int **SaltMLbase**

int **SaltMLintern**

int **SaltMLclosing**

int **SaltDPXInit**

struct **vrna\_exp\_param\_s**

*#include* <ViennaRNA/params/basic.h> The data structure that contains temperature scaled Boltzmann weights of the energy parameters.

**Public Members**

int **id**

An identifier for the data structure.

*Deprecated:*

This attribute will be removed in version 3

double **expstack**[NBPAIRS + 1][NBPAIRS + 1]

double **exphairpin**[31]

double **expbulge**[MAXLOOP + 1]

double **expinternal**[MAXLOOP + 1]

double **expmismatchExt**[NBPAIRS + 1][5][5]

double **expmismatchI**[NBPAIRS + 1][5][5]

double **expmismatch23I**[NBPAIRS + 1][5][5]

double **expmismatch1nI**[NBPAIRS + 1][5][5]

double **expmismatchH**[NBPAIRS + 1][5][5]

double **expmismatchM**[NBPAIRS + 1][5][5]

double **expdangle5**[NBPAIRS + 1][5]

double **expdangle3**[NBPAIRS + 1][5]

double **expint11**[NBPAIRS + 1][NBPAIRS + 1][5][5]

double **expint21**[NBPAIRS + 1][NBPAIRS + 1][5][5][5]

double **expint22**[NBPAIRS + 1][NBPAIRS + 1][5][5][5][5]

double **expnio**[5][MAXLOOP + 1]

double **lxc**

double **expMLbase**

double **expMLintern**[NBPAIRS + 1]

double **expMLclosing**

double **expTermAU**

double **expDuplexInit**

double **exptetra**[40]

double **exptri**[40]

double **expdex**[40]

char **Tetraloops**[1401]

double **expTriloop**[40]

char **Triloops**[241]

char **Hexaloops**[1801]

double **expTripleC**

double **expMultipleCA**

double **expMultipleCB**

double **expgquad**[*VRNA\_GQUAD\_MAX\_STACK\_SIZE* + 1][3 \*  
*VRNA\_GQUAD\_MAX\_LINKER\_LENGTH* + 1]

double **expgquadLayerMismatch**

int **gquadLayerMismatchMax**

double **kT**

double **pf\_scale**

Scaling factor to avoid over-/underflows.

double **temperature**

Temperature used for loop contribution scaling.

double **alpha**

Scaling factor for the thermodynamic temperature.

This allows for temperature scaling in Boltzmann factors independently from the energy contributions. The resulting Boltzmann factors are then computed by  $e^{-E/(\alpha \cdot K \cdot T)}$



***vrna\_md\_t* model\_details**

Model details to be used in the recursions.

char **param\_file**[256]

The filename the parameters were derived from, or empty string if they represent the default.

double **expSaltStack**

double **expSaltLoop**[MAXLOOP + 2]

double **SaltLoopDbl**[MAXLOOP + 2]

int **SaltMLbase**

int **SaltMLintern**

int **SaltMLclosing**

int **SaltDPXInit**

## 7.1.5 Deprecated Interface for Free Energy Evaluation

Using the functions below is discouraged as they have been marked deprecated and will be removed from the library in the (near) future!

### Defines

**ON\_SAME\_STRAND**(I, J, C)

*#include* <ViennaRNA/loops/internal.h>

### Functions

float **energy\_of\_structure**(const char \*string, const char \*structure, int verbosity\_level)

*#include* <ViennaRNA/eval.h> Calculate the free energy of an already folded RNA using global model detail settings.

If verbosity level is set to a value >0, energies of structure elements are printed to stdout

*Deprecated:*

Use *vrna\_eval\_structure()* or *vrna\_eval\_structure\_verbose()* instead!

**See also:**

*vrna\_eval\_structure()*

---

**Note:** OpenMP: This function relies on several global model settings variables and thus is not to be considered threadsafe. See *energy\_of\_struct\_par()* for a completely threadsafe implementation.

---

#### Parameters

- **string** – RNA sequence
- **structure** – secondary structure in dot-bracket notation
- **verbosity\_level** – a flag to turn verbose output on/off

#### Returns

the free energy of the input structure given the input sequence in kcal/mol

float **energy\_of\_struct\_par**(const char \*string, const char \*structure, *vrna\_param\_t* \*parameters, int verbosity\_level)

*#include <ViennaRNA/eval.h>* Calculate the free energy of an already folded RNA.

If verbosity level is set to a value >0, energies of structure elements are printed to stdout

*Deprecated:*

Use *vrna\_eval\_structure()* or *vrna\_eval\_structure\_verbose()* instead!

#### See also:

*vrna\_eval\_structure()*

#### Parameters

- **string** – RNA sequence in uppercase letters
- **structure** – Secondary structure in dot-bracket notation
- **parameters** – A data structure containing the prescaled energy contributions and the model details.
- **verbosity\_level** – A flag to turn verbose output on/off

#### Returns

The free energy of the input structure given the input sequence in kcal/mol

float **energy\_of\_circ\_structure**(const char \*string, const char \*structure, int verbosity\_level)

*#include <ViennaRNA/eval.h>* Calculate the free energy of an already folded circular RNA.

If verbosity level is set to a value >0, energies of structure elements are printed to stdout

*Deprecated:*

Use *vrna\_eval\_structure()* or *vrna\_eval\_structure\_verbose()* instead!

#### See also:

*vrna\_eval\_structure()*

---

**Note:** OpenMP: This function relies on several global model settings variables and thus is not to be considered threadsafe. See *energy\_of\_circ\_struct\_par()* for a completely threadsafe implementation.

---

**Parameters**

- **string** – RNA sequence
- **structure** – Secondary structure in dot-bracket notation
- **verbosity\_level** – A flag to turn verbose output on/off

**Returns**

The free energy of the input structure given the input sequence in kcal/mol

```
float energy_of_circ_struct_par(const char *string, const char *structure, vrna_param_t
                               *parameters, int verbosity_level)
#include <ViennaRNA/eval.h> Calculate the free energy of an already folded circular RNA.
If verbosity level is set to a value >0, energies of structure elements are printed to stdout
```

*Deprecated:*

Use *vrna\_eval\_structure()* or *vrna\_eval\_structure\_verbose()* instead!

**See also:**

*vrna\_eval\_structure()*

**Parameters**

- **string** – RNA sequence
- **structure** – Secondary structure in dot-bracket notation
- **parameters** – A data structure containing the prescaled energy contributions and the model details.
- **verbosity\_level** – A flag to turn verbose output on/off

**Returns**

The free energy of the input structure given the input sequence in kcal/mol

```
float energy_of_gquad_structure(const char *string, const char *structure, int verbosity_level)
#include <ViennaRNA/eval.h>
float energy_of_gquad_struct_par(const char *string, const char *structure, vrna_param_t
                                  *parameters, int verbosity_level)
#include <ViennaRNA/eval.h>
int energy_of_structure_pt(const char *string, short *ptable, short *s, short *s1, int verbosity_level)
#include <ViennaRNA/eval.h> Calculate the free energy of an already folded RNA.
If verbosity level is set to a value >0, energies of structure elements are printed to stdout
```

*Deprecated:*

Use *vrna\_eval\_structure\_pt()* or *vrna\_eval\_structure\_pt\_verbose()* instead!

**See also:**

*vrna\_eval\_structure\_pt()*

---

**Note:** OpenMP: This function relies on several global model settings variables and thus is not to be considered threadsafe. See *energy\_of\_struct\_pt\_par()* for a completely threadsafe implementation.

---

**Parameters**

- **string** – RNA sequence
- **ptable** – the pair table of the secondary structure
- **s** – encoded RNA sequence
- **s1** – encoded RNA sequence
- **verbosity\_level** – a flag to turn verbose output on/off

**Returns**

the free energy of the input structure given the input sequence in 10kcal/mol

int **energy\_of\_struct\_pt\_par**(const char \*string, short \*ptable, short \*s, short \*s1, *vrna\_param\_t* \*parameters, int verbosity\_level)

*#include <ViennaRNA/eval.h>* Calculate the free energy of an already folded RNA.

If verbosity level is set to a value >0, energies of structure elements are printed to stdout

*Deprecated:*

Use *vrna\_eval\_structure\_pt()* or *vrna\_eval\_structure\_pt\_verbose()* instead!

**See also:**

*vrna\_eval\_structure\_pt()*

**Parameters**

- **string** – RNA sequence in uppercase letters
- **ptable** – The pair table of the secondary structure
- **s** – Encoded RNA sequence
- **s1** – Encoded RNA sequence
- **parameters** – A data structure containing the prescaled energy contributions and the model details.
- **verbosity\_level** – A flag to turn verbose output on/off

**Returns**

The free energy of the input structure given the input sequence in 10kcal/mol

float **energy\_of\_move**(const char \*string, const char \*structure, int m1, int m2)

*#include <ViennaRNA/eval.h>* Calculate energy of a move (closing or opening of a base pair)

If the parameters m1 and m2 are negative, it is deletion (opening) of a base pair, otherwise it is insertion (opening).

*Deprecated:*

Use *vrna\_eval\_move()* instead!

**See also:**

*vrna\_eval\_move()*

**Parameters**

- **string** – RNA sequence

- **structure** – secondary structure in dot-bracket notation
- **m1** – first coordinate of base pair
- **m2** – second coordinate of base pair

**Returns**

energy change of the move in kcal/mol

int **energy\_of\_move\_pt**(short \*pt, short \*s, short \*s1, int m1, int m2)

*#include <ViennaRNA/eval.h>* Calculate energy of a move (closing or opening of a base pair)

If the parameters m1 and m2 are negative, it is deletion (opening) of a base pair, otherwise it is insertion (opening).

*Deprecated:*

Use *vrna\_eval\_move\_pt()* instead!

**See also:**

*vrna\_eval\_move\_pt()*

**Parameters**

- **pt** – the pair table of the secondary structure
- **s** – encoded RNA sequence
- **s1** – encoded RNA sequence
- **m1** – first coordinate of base pair
- **m2** – second coordinate of base pair

**Returns**

energy change of the move in 10cal/mol

int **loop\_energy**(short \*ptable, short \*s, short \*s1, int i)

*#include <ViennaRNA/eval.h>* Calculate energy of a loop.

*Deprecated:*

Use *vrna\_eval\_loop\_pt()* instead!

**See also:**

*vrna\_eval\_loop\_pt()*

**Parameters**

- **ptable** – the pair table of the secondary structure
- **s** – encoded RNA sequence
- **s1** – encoded RNA sequence
- **i** – position of covering base pair

**Returns**

free energy of the loop in 10cal/mol

float **energy\_of\_struct**(const char \*string, const char \*structure)  
*#include <ViennaRNA/eval.h>* Calculate the free energy of an already folded RNA

*Deprecated:*

This function is deprecated and should not be used in future programs! Use *energy\_of\_structure()* instead!

**See also:**

*energy\_of\_structure, energy\_of\_circ\_struct(), energy\_of\_struct\_pt()*

---

**Note:** This function is not entirely threadsafe! Depending on the state of the global variable *eos\_debug* it prints energy information to stdout or not...

---

#### Parameters

- **string** – RNA sequence
- **structure** – secondary structure in dot-bracket notation

#### Returns

the free energy of the input structure given the input sequence in kcal/mol

int **energy\_of\_struct\_pt**(const char \*string, short \*ptable, short \*s, short \*s1)  
*#include <ViennaRNA/eval.h>* Calculate the free energy of an already folded RNA

*Deprecated:*

This function is deprecated and should not be used in future programs! Use *energy\_of\_structure\_pt()* instead!

**See also:**

*make\_pair\_table(), energy\_of\_structure()*

---

**Note:** This function is not entirely threadsafe! Depending on the state of the global variable *eos\_debug* it prints energy information to stdout or not...

---

#### Parameters

- **string** – RNA sequence
- **ptable** – the pair table of the secondary structure
- **s** – encoded RNA sequence
- **s1** – encoded RNA sequence

#### Returns

the free energy of the input structure given the input sequence in 10kcal/mol

float **energy\_of\_circ\_struct**(const char \*string, const char \*structure)  
*#include <ViennaRNA/eval.h>* Calculate the free energy of an already folded circular RNA

*Deprecated:*

This function is deprecated and should not be used in future programs Use *energy\_of\_circ\_structure()* instead!

**See also:**

*energy\_of\_circ\_structure()*, *energy\_of\_struct()*, *energy\_of\_struct\_pt()*

---

**Note:** This function is not entirely threadsafe! Depending on the state of the global variable *eos\_debug* it prints energy information to stdout or not...

---

**Parameters**

- **string** – RNA sequence
- **structure** – secondary structure in dot-bracket notation

**Returns**

the free energy of the input structure given the input sequence in kcal/mol

int **E\_Stem**(int type, int si1, int sj1, int extLoop, *vrna\_param\_t* \*P)

*#include <ViennaRNA/loops/external.h>* Compute the energy contribution of a stem branching off a loop-region.

This function computes the energy contribution of a stem that branches off a loop region. This can be the case in multiloops, when a stem branching off increases the degree of the loop but also *immediately interior base pairs* of an exterior loop contribute free energy. To switch the behavior of the function according to the evaluation of a multiloop- or exterior-loop-stem, you pass the flag 'extLoop'. The returned energy contribution consists of a TerminalAU penalty if the pair type is greater than 2, dangling end contributions of mismatching nucleotides adjacent to the stem if only one of the si1, sj1 parameters is greater than 0 and mismatch energies if both mismatching nucleotides are positive values. Thus, to avoid incorporating dangling end or mismatch energies just pass a negative number, e.g. -1 to the mismatch argument.

This is an illustration of how the energy contribution is assembled:

Here, (X,Y) is the base pair that closes the stem that branches off a loop region. The nucleotides si1 and sj1 are the 5'- and 3'- mismatches, respectively. If the base pair type of (X,Y) is greater than 2 (i.e. an A-U or G-U pair, the TerminalAU penalty will be included in the energy contribution returned. If si1 and sj1 are both nonnegative numbers, mismatch energies will also be included. If one of si1 or sj1 is a negative value, only 5' or 3' dangling end contributions are taken into account. To prohibit any of these mismatch contributions to be incorporated, just pass a negative number to both, si1 and sj1. In case the argument extLoop is 0, the returned energy contribution also includes the *internal-loop-penalty* of a multiloop stem with closing pair type.

*Deprecated:*

Please use one of the functions *vrna\_E\_ext\_stem()* and *E\_MLstem()* instead! Use the former for cases where *extLoop* != 0 and the latter otherwise.

**See also:**

*E\_MLstem()*, *\_ExtLoop()*

---

**Note:** This function is threadsafe

---

**Parameters**

- **type** – The pair type of the first base pair on the stem
- **si1** – The 5'-mismatching nucleotide
- **sj1** – The 3'-mismatching nucleotide
- **extLoop** – A flag that indicates whether the contribution reflects the one of an exterior loop or not
- **P** – The data structure containing scaled energy parameters

**Returns**

The Free energy of the branch off the loop in dcal/mol

int **E\_ExtLoop**(int type, int si1, int sj1, *vrna\_param\_t* \*P)

*#include <ViennaRNA/loops/external.h>*

*FLT\_OR\_DBL* **exp\_E\_ExtLoop**(int type, int si1, int sj1, *vrna\_exp\_param\_t* \*P)

*#include <ViennaRNA/loops/external.h>* This is the partition function variant of E\_ExtLoop()

*Deprecated:*

Use *vrna\_exp\_E\_ext\_stem()* instead!

**See also:**

E\_ExtLoop()

**Returns**

The Boltzmann weighted energy contribution of the introduced exterior-loop stem

*FLT\_OR\_DBL* **exp\_E\_Stem**(int type, int si1, int sj1, int extLoop, *vrna\_exp\_param\_t* \*P)

*#include <ViennaRNA/loops/external.h>* Compute the Boltzmann weighted energy contribution of a stem branching off a loop-region

This is the partition function variant of *E\_Stem()*

**See also:**

*E\_Stem()*

---

**Note:** This function is threadsafe

---

**Returns**

The Boltzmann weighted energy contribution of the branch off the loop

static int **E\_IntLoop**(int n1, int n2, int type, int type\_2, int si1, int sj1, int spl, int sq1, *vrna\_param\_t* \*P)

*#include <ViennaRNA/loops/internal.h>* Compute the Energy of an interior-loop

This function computes the free energy  $\Delta G$  of an interior-loop with the following structure: This general structure depicts an interior-loop that is closed by the base pair (X,Y). The enclosed base pair is (V,U) which leaves the unpaired bases a<sub>1</sub>-a<sub>n</sub> and b<sub>1</sub>-b<sub>n</sub> that constitute the loop. In this example, the length of the interior-loop is  $(n + m)$  where n or m may be 0 resulting in a bulge-loop or base pair stack. The mismatching nucleotides for the closing pair (X,Y) are:

5'-mismatch: a<sub>1</sub>

3'-mismatch: b<sub>m</sub>

and for the enclosed base pair (V,U):

5'-mismatch: b<sub>1</sub>



3'-mismatch: a\_n

**See also:**

*scale\_parameters()*, *vrna\_param\_t*

---

**Note:**

Base pairs are always denoted in 5'->3' direction. Thus the enclosed base pair must be 'turned around' when evaluating the free energy of the interior-loop

This function is threadsafe

---

**Parameters**

- **n1** – The size of the 'left'-loop (number of unpaired nucleotides)
- **n2** – The size of the 'right'-loop (number of unpaired nucleotides)
- **type** – The pair type of the base pair closing the interior loop
- **type\_2** – The pair type of the enclosed base pair
- **si1** – The 5'-mismatching nucleotide of the closing pair
- **sj1** – The 3'-mismatching nucleotide of the closing pair
- **sp1** – The 3'-mismatching nucleotide of the enclosed pair
- **sq1** – The 5'-mismatching nucleotide of the enclosed pair
- **P** – The datastructure containing scaled energy parameters

**Returns**

The Free energy of the Interior-loop in dcal/mol

```
static FLT_OR_DBL exp_E_IntLoop(int u1, int u2, int type, int type2, short si1, short sj1, short sp1,
                                short sq1, vrna_exp_param_t *P)
```

*#include <ViennaRNA/loops/internal.h>* Compute Boltzmann weight of interior loop

multiply by scale[u1+u2+2] for scaling

**See also:**

*get\_scaled\_pf\_parameters()*, *vrna\_exp\_param\_t*, *E\_IntLoop()*

---

**Note:** This function is threadsafe

---

**Parameters**

- **u1** – The size of the 'left'-loop (number of unpaired nucleotides)
- **u2** – The size of the 'right'-loop (number of unpaired nucleotides)
- **type** – The pair type of the base pair closing the interior loop
- **type2** – The pair type of the enclosed base pair
- **si1** – The 5'-mismatching nucleotide of the closing pair
- **sj1** – The 3'-mismatching nucleotide of the closing pair
- **sp1** – The 3'-mismatching nucleotide of the enclosed pair

- **sq1** – The 5'-mismatching nucleotide of the enclosed pair
- **P** – The datastructure containing scaled Boltzmann weights of the energy parameters

**Returns**

The Boltzmann weight of the Interior-loop

```
static int E_IntLoop_Co(int type, int type_2, int i, int j, int p, int q, int cutpoint, short si1, short sj1, short
    sp1, short sq1, int dangles, vrna_param_t *P)
```

```
    #include <ViennaRNA/loops/internal.h>
```

```
static int ubf_eval_int_loop(int i, int j, int p, int q, int i1, int j1, int p1, int q1, short si, short sj, short sp,
    short sq, unsigned char type, unsigned char type_2, int *rtype, int ij, int
    cp, vrna_param_t *P, vrna_sc_t *sc)
```

```
    #include <ViennaRNA/loops/internal.h>
```

```
static int ubf_eval_int_loop2(int i, int j, int p, int q, int i1, int j1, int p1, int q1, short si, short sj, short
    sp, short sq, unsigned char type, unsigned char type_2, int *rtype, int ij,
    unsigned int *sn, unsigned int *ss, vrna_param_t *P, vrna_sc_t *sc)
```

```
    #include <ViennaRNA/loops/internal.h>
```

```
static int ubf_eval_ext_int_loop(int i, int j, int p, int q, int i1, int j1, int p1, int q1, short si, short sj,
    short sp, short sq, unsigned char type, unsigned char type_2, int
    length, vrna_param_t *P, vrna_sc_t *sc)
```

```
    #include <ViennaRNA/loops/internal.h>
```

```
static int E_MLstem(int type, int si1, int sj1, vrna_param_t *P)
```

```
    #include <ViennaRNA/loops/multibranch.h>
```

```
static FLT_OR_DBL exp_E_MLstem(int type, int si1, int sj1, vrna_exp_param_t *P)
```

```
    #include <ViennaRNA/loops/multibranch.h>
```

**Variables**

int **cut\_point**

first pos of second seq for cofolding

int **eos\_debug**

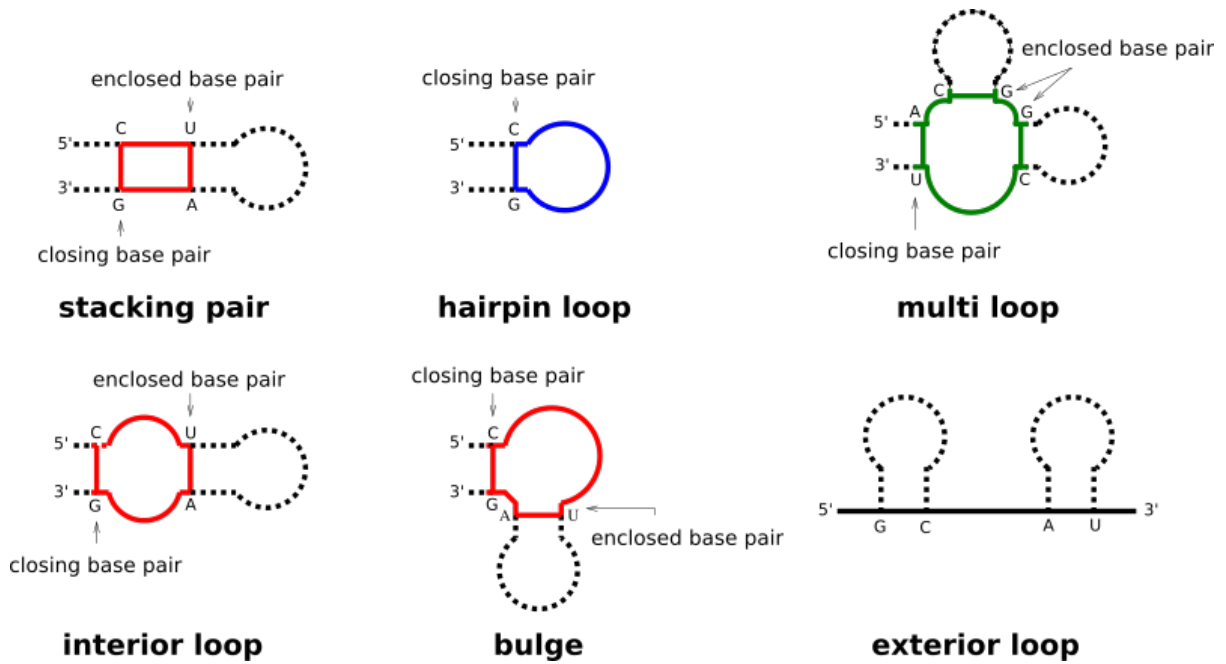
verbose info from energy\_of\_struct

**7.1.6 Loop Decomposition**

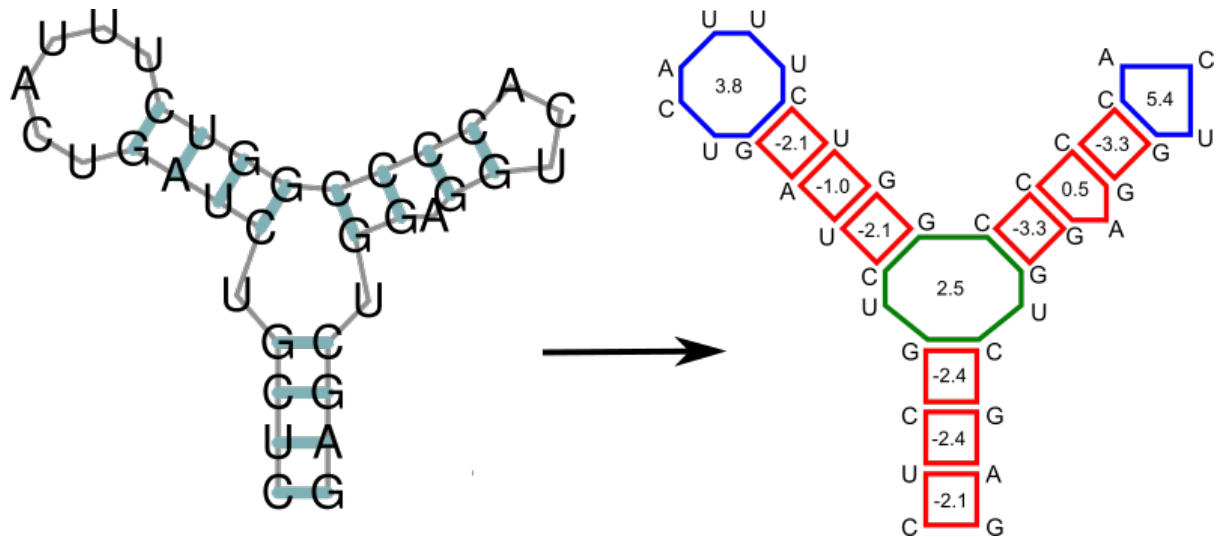
Each base pair in a secondary structure closes a loop, thereby directly enclosing unpaired nucleotides, and/or further base pairs. Our implementation distinguishes four basic types of loops:

- hairpin loops
- interior loops
- multibranch loops
- exterior loop

While the exterior loop is a special case without a closing pair, the other loops are determined by the number of base pairs involved in the loop formation, i.e. hairpin loops are 1-loops, since only a single base pair delimits the loop. interior loops are 2-loops due to their enclosing, and enclosed base pair. All loops where more than two base pairs are involved, are termed multibranch loops.



Any secondary structure can be decomposed into its loops. Each of the loops then can be scored in terms of free energy, and the free energy of an entire secondary structure is simply the sum of free energies of its loops.



### 7.1.7 Fine-tuning of the Evaluation Model

See also...

*Fine-tuning of the Implemented Models*

## 7.2 The RNA Folding Grammar

The RNA folding grammar as implemented in RNAlib

### 7.2.1 Fine-tuning of the Implemented Models

Functions and data structures to fine-tune the implemented secondary structure evaluation model.

#### Defines

##### NBASES

*#include <ViennaRNA/model.h>*

##### VRNA\_MODEL\_DEFAULT\_TEMPERATURE

*#include <ViennaRNA/model.h>*

##### See also:

*vrna\_md\_t.temperature, vrna\_md\_defaults\_reset(), vrna\_md\_set\_default()*

##### VRNA\_MODEL\_DEFAULT\_PF\_SCALE

*#include <ViennaRNA/model.h>* Default scaling factor for partition function computations.

##### See also:

*vrna\_exp\_param\_t.pf\_scale, vrna\_md\_defaults\_reset(), vrna\_md\_set\_default()*

##### VRNA\_MODEL\_DEFAULT\_BETA\_SCALE

*#include <ViennaRNA/model.h>* Default scaling factor for absolute thermodynamic temperature in Boltzmann factors.

##### See also:

*vrna\_exp\_param\_t.alpha, vrna\_md\_t.betaScale, vrna\_md\_defaults\_reset(), vrna\_md\_set\_default()*

##### VRNA\_MODEL\_DEFAULT\_DANGLES

*#include <ViennaRNA/model.h>* Default dangling end model.

##### See also:

*vrna\_md\_t.dangles, vrna\_md\_defaults\_reset(), vrna\_md\_set\_default()*

##### VRNA\_MODEL\_DEFAULT\_SPECIAL\_HP

*#include <ViennaRNA/model.h>* Default model behavior for lookup of special tri-, tetra-, and hexa-loops.

**See also:**

*vrna\_md\_t.special\_hp, vrna\_md\_defaults\_reset(), vrna\_md\_set\_default()*

**VRNA\_MODEL\_DEFAULT\_NO\_LP**

*#include <ViennaRNA/model.h>* Default model behavior for so-called ‘lonely pairs’.

**See also:**

*vrna\_md\_t.noLP, vrna\_md\_defaults\_reset(), vrna\_md\_set\_default()*

**VRNA\_MODEL\_DEFAULT\_NO\_GU**

*#include <ViennaRNA/model.h>* Default model behavior for G-U base pairs.

**See also:**

*vrna\_md\_t.noGU, vrna\_md\_defaults\_reset(), vrna\_md\_set\_default()*

**VRNA\_MODEL\_DEFAULT\_NO\_GU\_CLOSURE**

*#include <ViennaRNA/model.h>* Default model behavior for G-U base pairs closing a loop.

**See also:**

*vrna\_md\_t.noGUClosure, vrna\_md\_defaults\_reset(), vrna\_md\_set\_default()*

**VRNA\_MODEL\_DEFAULT\_CIRC**

*#include <ViennaRNA/model.h>* Default model behavior to treat a molecule as a circular RNA (DNA)

**See also:**

*vrna\_md\_t.circ, vrna\_md\_defaults\_reset(), vrna\_md\_set\_default()*

**VRNA\_MODEL\_DEFAULT\_GQUAD**

*#include <ViennaRNA/model.h>* Default model behavior regarding the treatment of G-Quadruplexes.

**See also:**

*vrna\_md\_t.gquad, vrna\_md\_defaults\_reset(), vrna\_md\_set\_default()*

**VRNA\_MODEL\_DEFAULT\_UNIQ\_ML**

*#include <ViennaRNA/model.h>* Default behavior of the model regarding unique multi-branch loop decomposition.

**See also:**

*vrna\_md\_t.uniq\_ML, vrna\_md\_defaults\_reset(), vrna\_md\_set\_default()*

**VRNA\_MODEL\_DEFAULT\_ENERGY\_SET**

*#include <ViennaRNA/model.h>* Default model behavior on which energy set to use.

**See also:**

*vrna\_md\_t.energy\_set, vrna\_md\_defaults\_reset(), vrna\_md\_set\_default()*

**VRNA\_MODEL\_DEFAULT\_BACKTRACK**

*#include <ViennaRNA/model.h>* Default model behavior with regards to backtracking of structures.

**See also:**

*vrna\_md\_t.backtrack, vrna\_md\_defaults\_reset(), vrna\_md\_set\_default()*

**VRNA\_MODEL\_DEFAULT\_BACKTRACK\_TYPE**

*#include <ViennaRNA/model.h>* Default model behavior on what type of backtracking to perform.

**See also:**

*vrna\_md\_t.backtrack\_type, vrna\_md\_defaults\_reset(), vrna\_md\_set\_default()*

**VRNA\_MODEL\_DEFAULT\_COMPUTE\_BPP**

*#include <ViennaRNA/model.h>* Default model behavior with regards to computing base pair probabilities.

**See also:**

*vrna\_md\_t.compute\_bpp, vrna\_md\_defaults\_reset(), vrna\_md\_set\_default()*

**VRNA\_MODEL\_DEFAULT\_MAX\_BP\_SPAN**

*#include <ViennaRNA/model.h>* Default model behavior for the allowed maximum base pair span.

**See also:**

*vrna\_md\_t.max\_bp\_span, vrna\_md\_defaults\_reset(), vrna\_md\_set\_default()*

**VRNA\_MODEL\_DEFAULT\_WINDOW\_SIZE**

*#include <ViennaRNA/model.h>* Default model behavior for the sliding window approach.

**See also:**

*vrna\_md\_t.window\_size, vrna\_md\_defaults\_reset(), vrna\_md\_set\_default()*

**VRNA\_MODEL\_DEFAULT\_LOG\_ML**

*#include <ViennaRNA/model.h>* Default model behavior on how to evaluate the energy contribution of multi-branch loops.

**See also:**

*vrna\_md\_t.logML, vrna\_md\_defaults\_reset(), vrna\_md\_set\_default()*

**VRNA\_MODEL\_DEFAULT\_ALI\_OLD\_EN**

*#include <ViennaRNA/model.h>* Default model behavior for consensus structure energy evaluation.

**See also:**

*vrna\_md\_t.oldAliEn, vrna\_md\_defaults\_reset(), vrna\_md\_set\_default()*

**VRNA\_MODEL\_DEFAULT\_ALI\_RIBO**

*#include <ViennaRNA/model.h>* Default model behavior for consensus structure co-variance contribution assessment.

**See also:**

*vrna\_md\_t.ribo, vrna\_md\_defaults\_reset(), vrna\_md\_set\_default()*

**VRNA\_MODEL\_DEFAULT\_ALI\_CV\_FACT**

*#include <ViennaRNA/model.h>* Default model behavior for weighting the co-variance score in consensus structure prediction.

**See also:**

*vrna\_md\_t.cv\_fact, vrna\_md\_defaults\_reset(), vrna\_md\_set\_default()*

**VRNA\_MODEL\_DEFAULT\_ALI\_NC\_FACT**

*#include <ViennaRNA/model.h>* Default model behavior for weighting the nucleotide conservation? in consensus structure prediction.

**See also:**

*vrna\_md\_t.nc\_fact, vrna\_md\_defaults\_reset(), vrna\_md\_set\_default()*

**VRNA\_MODEL\_DEFAULT\_PF\_SMOOTH**

*#include <ViennaRNA/model.h>*

**VRNA\_MODEL\_DEFAULT\_SALT**

*#include <ViennaRNA/model.h>* Default model salt concentration (M)

**VRNA\_MODEL\_DEFAULT\_SALT\_MLLOWER**

*#include <ViennaRNA/model.h>* Default model lower bound of multiloop size for salt correction fitting.

**VRNA\_MODEL\_DEFAULT\_SALT\_MLUPPER**

*#include <ViennaRNA/model.h>* Default model upper bound of multiloop size for salt correction fitting.

**VRNA\_MODEL\_DEFAULT\_SALT\_DPXINIT**

*#include <ViennaRNA/model.h>* Default model value to turn off user-provided salt correction for duplex initialization.

**VRNA\_MODEL\_SALT\_DPXINIT\_FACT\_RNA**

*#include <ViennaRNA/model.h>*

**VRNA\_MODEL\_SALT\_DPXINIT\_FACT\_DNA**

*#include <ViennaRNA/model.h>*

**VRNA\_MODEL\_DEFAULT\_SALT\_DPXINIT\_FACT**

*#include* <ViennaRNA/model.h>

**VRNA\_MODEL\_HELICAL\_RISE\_RNA**

*#include* <ViennaRNA/model.h>

**VRNA\_MODEL\_HELICAL\_RISE\_DNA**

*#include* <ViennaRNA/model.h>

**VRNA\_MODEL\_DEFAULT\_HELICAL\_RISE**

*#include* <ViennaRNA/model.h> Default helical rise.

**VRNA\_MODEL\_BACKBONE\_LENGTH\_RNA**

*#include* <ViennaRNA/model.h>

**VRNA\_MODEL\_BACKBONE\_LENGTH\_DNA**

*#include* <ViennaRNA/model.h>

**VRNA\_MODEL\_DEFAULT\_BACKBONE\_LENGTH**

*#include* <ViennaRNA/model.h> Default backbone length.

**MAXALPHA**

*#include* <ViennaRNA/model.h> Maximal length of alphabet.

**model\_detailsT**

*#include* <ViennaRNA/model.h>

## Typedefs

typedef struct *vrna\_md\_s* **vrna\_md\_t**

*#include* <ViennaRNA/model.h> Typename for the model details data structure *vrna\_md\_s*.

## Functions

void **vrna\_md\_set\_default**(*vrna\_md\_t* \*md)

*#include* <ViennaRNA/model.h> Apply default model details to a provided *vrna\_md\_t* data structure.

Use this function to initialize a *vrna\_md\_t* data structure with its default values

### Parameters

- **md** – A pointer to the data structure that is about to be initialized

void **vrna\_md\_update**(*vrna\_md\_t* \*md)

*#include* <ViennaRNA/model.h> Update the model details data structure.

This function should be called after changing the *vrna\_md\_t.energy\_set* attribute since it re-initializes base pairing related arrays within the *vrna\_md\_t* data structure. In particular, *vrna\_md\_t.pair*, *vrna\_md\_t.alias*, and *vrna\_md\_t.rtype* are set to the values that correspond to the specified *vrna\_md\_t.energy\_set* option



**See also:**

*vrna\_md\_t*, *vrna\_md\_t.energy\_set*, *vrna\_md\_t.pair*, *vrna\_md\_t.rtype*, *vrna\_md\_t.alias*,  
*vrna\_md\_set\_default()*

*vrna\_md\_t* \*vrna\_md\_copy(*vrna\_md\_t* \*md\_to, const *vrna\_md\_t* \*md\_from)

#include <ViennaRNA/model.h> Copy/Clone a *vrna\_md\_t* model.

Use this function to clone a given model either inplace (target container md\_to given) or create a copy by cloning the source model and returning it (md\_to == NULL).

**Parameters**

- **md\_to** – The model to be overwritten (if non-NULL and md\_to != md\_from)
- **md\_from** – The model to copy (if non-NULL)

**Returns**

A pointer to the copy model (or NULL if md\_from == NULL)

char \*vrna\_md\_option\_string(*vrna\_md\_t* \*md)

#include <ViennaRNA/model.h> Get a corresponding commandline parameter string of the options in a *vrna\_md\_t*.

---

**Note:** This function is not threadsafe!

---

void vrna\_md\_set\_nonstandards(*vrna\_md\_t* \*md, const char \*ns\_bases)

#include <ViennaRNA/model.h>

void vrna\_md\_defaults\_reset(*vrna\_md\_t* \*md\_p)

#include <ViennaRNA/model.h> Reset the global default model details to a specific set of parameters, or their initial values.

This function resets the global default model details to their initial values, i.e. as specified by the ViennaRNA Package release, upon passing NULL as argument. Alternatively it resets them according to a set of provided parameters.

**See also:**

*vrna\_md\_set\_default()*, *vrna\_md\_t*

---

**Note:** The global default parameters affect all function calls of RNAlib where model details are not explicitly provided. Hence, any change of them is not considered threadsafe

---

**Warning:** This function first resets the global default settings to factory defaults, and only then applies user provided settings (if any). User settings that do not meet specifications are skipped.

**Parameters**

- **md\_p** – A set of model details to use as global default (if NULL is passed, factory defaults are restored)

void vrna\_md\_defaults\_temperature(double T)

#include <ViennaRNA/model.h> Set default temperature for energy evaluation of loops.

**See also:**

*vrna\_md\_defaults\_reset()*, *vrna\_md\_set\_default()*, *vrna\_md\_t*, *VRNA\_MODEL\_DEFAULT\_TEMPERATURE*

**Parameters**

- **T** – Temperature in centigrade

double **vrna\_md\_defaults\_temperature\_get**(void)

*#include* <ViennaRNA/model.h> Get default temperature for energy evaluation of loops.

**See also:**

*vrna\_md\_defaults\_temperature()*, *vrna\_md\_defaults\_reset()*, *vrna\_md\_set\_default()*, *vrna\_md\_t*, *VRNA\_MODEL\_DEFAULT\_TEMPERATURE*

**Returns**

The global default settings for temperature in centigrade

void **vrna\_md\_defaults\_betaScale**(double b)

*#include* <ViennaRNA/model.h> Set default scaling factor of thermodynamic temperature in Boltzmann factors.

Boltzmann factors are then computed as  $\exp(-E/(b \cdot kT))$ .

**See also:**

*vrna\_md\_defaults\_reset()*, *vrna\_md\_set\_default()*, *vrna\_md\_t*, *VRNA\_MODEL\_DEFAULT\_BETA\_SCALE*

**Parameters**

- **b** – The scaling factor, default is 1.0

double **vrna\_md\_defaults\_betaScale\_get**(void)

*#include* <ViennaRNA/model.h> Get default scaling factor of thermodynamic temperature in Boltzmann factors.

**See also:**

*vrna\_md\_defaults\_betaScale()*, *vrna\_md\_defaults\_reset()*, *vrna\_md\_set\_default()*, *vrna\_md\_t*, *VRNA\_MODEL\_DEFAULT\_BETA\_SCALE*

**Returns**

The global default thermodynamic temperature scaling factor

void **vrna\_md\_defaults\_pf\_smooth**(int s)

*#include* <ViennaRNA/model.h>

int **vrna\_md\_defaults\_pf\_smooth\_get**(void)

*#include* <ViennaRNA/model.h>

void **vrna\_md\_defaults\_dangles**(int d)

*#include* <ViennaRNA/model.h> Set default dangle model for structure prediction.

**See also:**

*vrna\_md\_defaults\_reset()*, *vrna\_md\_set\_default()*, *vrna\_md\_t*, *VRNA\_MODEL\_DEFAULT\_DANGLES*

**Parameters**

- **d** – The dangle model

int **vrna\_md\_defaults\_dangles\_get**(void)

*#include <ViennaRNA/model.h>* Get default dangle model for structure prediction.

**See also:**

*vrna\_md\_defaults\_dangles()*, *vrna\_md\_defaults\_reset()*, *vrna\_md\_set\_default()*, *vrna\_md\_t*, *VRNA\_MODEL\_DEFAULT\_DANGLES*

**Returns**

The global default settings for the dangle model

void **vrna\_md\_defaults\_special\_hp**(int flag)

*#include <ViennaRNA/model.h>* Set default behavior for lookup of tabulated free energies for special hairpin loops, such as Tri-, Tetra-, or Hexa-loops.

**See also:**

*vrna\_md\_defaults\_reset()*, *vrna\_md\_set\_default()*, *vrna\_md\_t*, *VRNA\_MODEL\_DEFAULT\_SPECIAL\_HP*

**Parameters**

- **flag** – On/Off switch (0 = OFF, else = ON)

int **vrna\_md\_defaults\_special\_hp\_get**(void)

*#include <ViennaRNA/model.h>* Get default behavior for lookup of tabulated free energies for special hairpin loops, such as Tri-, Tetra-, or Hexa-loops.

**See also:**

*vrna\_md\_defaults\_special\_hp()*, *vrna\_md\_defaults\_reset()*, *vrna\_md\_set\_default()*, *vrna\_md\_t*, *VRNA\_MODEL\_DEFAULT\_SPECIAL\_HP*

**Returns**

The global default settings for the treatment of special hairpin loops

void **vrna\_md\_defaults\_noLP**(int flag)

*#include <ViennaRNA/model.h>* Set default behavior for prediction of canonical secondary structures.

**See also:**

*vrna\_md\_defaults\_reset()*, *vrna\_md\_set\_default()*, *vrna\_md\_t*, *VRNA\_MODEL\_DEFAULT\_NO\_LP*

**Parameters**

- **flag** – On/Off switch (0 = OFF, else = ON)

int **vrna\_md\_defaults\_noLP\_get**(void)

*#include <ViennaRNA/model.h>* Get default behavior for prediction of canonical secondary structures.

**See also:**

*vrna\_md\_defaults\_noLP()*, *vrna\_md\_defaults\_reset()*, *vrna\_md\_set\_default()*, *vrna\_md\_t*, *VRNA\_MODEL\_DEFAULT\_NO\_LP*

**Returns**

The global default settings for predicting canonical secondary structures

void **vrna\_md\_defaults\_noGU**(int flag)

*#include <ViennaRNA/model.h>* Set default behavior for treatment of G-U wobble pairs.

**See also:**

*vrna\_md\_defaults\_reset(), vrna\_md\_set\_default(), vrna\_md\_t, VRNA\_MODEL\_DEFAULT\_NO\_GU*

**Parameters**

- **flag** – On/Off switch (0 = OFF, else = ON)

int **vrna\_md\_defaults\_noGU\_get**(void)

*#include <ViennaRNA/model.h>* Get default behavior for treatment of G-U wobble pairs.

**See also:**

*vrna\_md\_defaults\_noGU(), vrna\_md\_defaults\_reset(), vrna\_md\_set\_default(), vrna\_md\_t, VRNA\_MODEL\_DEFAULT\_NO\_GU*

**Returns**

The global default settings for treatment of G-U wobble pairs

void **vrna\_md\_defaults\_noGUclosure**(int flag)

*#include <ViennaRNA/model.h>* Set default behavior for G-U pairs as closing pair for loops.

**See also:**

*vrna\_md\_defaults\_reset(), vrna\_md\_set\_default(), vrna\_md\_t, VRNA\_MODEL\_DEFAULT\_NO\_GU\_CLOSURE*

**Parameters**

- **flag** – On/Off switch (0 = OFF, else = ON)

int **vrna\_md\_defaults\_noGUclosure\_get**(void)

*#include <ViennaRNA/model.h>* Get default behavior for G-U pairs as closing pair for loops.

**See also:**

*vrna\_md\_defaults\_noGUclosure(), vrna\_md\_defaults\_reset(), vrna\_md\_set\_default(), vrna\_md\_t, VRNA\_MODEL\_DEFAULT\_NO\_GU\_CLOSURE*

**Returns**

The global default settings for treatment of G-U pairs closing a loop

void **vrna\_md\_defaults\_logML**(int flag)

*#include <ViennaRNA/model.h>* Set default behavior recomputing free energies of multi-branch loops using a logarithmic model.

**See also:**

*vrna\_md\_defaults\_reset(), vrna\_md\_set\_default(), vrna\_md\_t, VRNA\_MODEL\_DEFAULT\_LOG\_ML*

**Parameters**

- **flag** – On/Off switch (0 = OFF, else = ON)

int **vrna\_md\_defaults\_logML\_get**(void)

*#include <ViennaRNA/model.h>* Get default behavior recomputing free energies of multi-branch loops using a logarithmic model.

**See also:**

*vrna\_md\_defaults\_logML(), vrna\_md\_defaults\_reset(), vrna\_md\_set\_default(), vrna\_md\_t, VRNA\_MODEL\_DEFAULT\_LOG\_ML*

**Returns**

The global default settings for logarithmic model in multi-branch loop free energy evaluation

void **vrna\_md\_defaults\_circ**(int flag)

*#include <ViennaRNA/model.h>* Set default behavior whether input sequences are circularized.

**See also:**

*vrna\_md\_defaults\_reset(), vrna\_md\_set\_default(), vrna\_md\_t, VRNA\_MODEL\_DEFAULT\_CIRC*

**Parameters**

- **flag** – On/Off switch (0 = OFF, else = ON)

int **vrna\_md\_defaults\_circ\_get**(void)

*#include <ViennaRNA/model.h>* Get default behavior whether input sequences are circularized.

**See also:**

*vrna\_md\_defaults\_circ(), vrna\_md\_defaults\_reset(), vrna\_md\_set\_default(), vrna\_md\_t, VRNA\_MODEL\_DEFAULT\_CIRC*

**Returns**

The global default settings for treating input sequences as circular

void **vrna\_md\_defaults\_gquad**(int flag)

*#include <ViennaRNA/model.h>* Set default behavior for treatment of G-Quadruplexes.

**See also:**

*vrna\_md\_defaults\_reset(), vrna\_md\_set\_default(), vrna\_md\_t, VRNA\_MODEL\_DEFAULT\_GQUAD*

**Parameters**

- **flag** – On/Off switch (0 = OFF, else = ON)

int **vrna\_md\_defaults\_gquad\_get**(void)

*#include <ViennaRNA/model.h>* Get default behavior for treatment of G-Quadruplexes.

**See also:**

*vrna\_md\_defaults\_gquad()*, *vrna\_md\_defaults\_reset()*, *vrna\_md\_set\_default()*, *vrna\_md\_t*,  
*VRNA\_MODEL\_DEFAULT\_GQUAD*

**Returns**

The global default settings for treatment of G-Quadruplexes

void **vrna\_md\_defaults\_uniq\_ML**(int flag)

*#include <ViennaRNA/model.h>* Set default behavior for creating additional matrix for unique multi-branch loop prediction.

**See also:**

*vrna\_md\_defaults\_reset()*, *vrna\_md\_set\_default()*, *vrna\_md\_t*, *VRNA\_MODEL\_DEFAULT\_UNIQ\_ML*

---

**Note:** Activating this option usually results in higher memory consumption!

---

**Parameters**

- **flag** – On/Off switch (0 = OFF, else = ON)

int **vrna\_md\_defaults\_uniq\_ML\_get**(void)

*#include <ViennaRNA/model.h>* Get default behavior for creating additional matrix for unique multi-branch loop prediction.

**See also:**

*vrna\_md\_defaults\_uniq\_ML()*, *vrna\_md\_defaults\_reset()*, *vrna\_md\_set\_default()*, *vrna\_md\_t*,  
*VRNA\_MODEL\_DEFAULT\_UNIQ\_ML*

**Returns**

The global default settings for creating additional matrices for unique multi-branch loop prediction

void **vrna\_md\_defaults\_energy\_set**(int e)

*#include <ViennaRNA/model.h>* Set default energy set.

**See also:**

*vrna\_md\_defaults\_reset()*, *vrna\_md\_set\_default()*, *vrna\_md\_t*, *VRNA\_MODEL\_DEFAULT\_ENERGY\_SET*

**Parameters**

- **e** – Energy set (0, 1, 2, 3)

int **vrna\_md\_defaults\_energy\_set\_get**(void)

*#include <ViennaRNA/model.h>* Get default energy set.

**See also:**

*vrna\_md\_defaults\_energy\_set()*, *vrna\_md\_defaults\_reset()*, *vrna\_md\_set\_default()*, *vrna\_md\_t*,  
*VRNA\_MODEL\_DEFAULT\_ENERGY\_SET*

**Returns**

The global default settings for the energy set

void **vrna\_md\_defaults\_backtrack**(int flag)

*#include <ViennaRNA/model.h>* Set default behavior for whether to backtrack secondary structures.

**See also:**

*vrna\_md\_defaults\_reset(), vrna\_md\_set\_default(), vrna\_md\_t, VRNA\_MODEL\_DEFAULT\_BACKTRACK*

**Parameters**

- **flag** – On/Off switch (0 = OFF, else = ON)

int **vrna\_md\_defaults\_backtrack\_get**(void)

*#include <ViennaRNA/model.h>* Get default behavior for whether to backtrack secondary structures.

**See also:**

*vrna\_md\_defaults\_backtrack(), vrna\_md\_defaults\_reset(), vrna\_md\_set\_default(), vrna\_md\_t, VRNA\_MODEL\_DEFAULT\_BACKTRACK*

**Returns**

The global default settings for backtracking structures

void **vrna\_md\_defaults\_backtrack\_type**(char t)

*#include <ViennaRNA/model.h>* Set default backtrack type, i.e. which DP matrix is used.

**See also:**

*vrna\_md\_defaults\_reset(), vrna\_md\_set\_default(), vrna\_md\_t, VRNA\_MODEL\_DEFAULT\_BACKTRACK\_TYPE*

**Parameters**

- **t** – The type ('F', 'C', or 'M')

char **vrna\_md\_defaults\_backtrack\_type\_get**(void)

*#include <ViennaRNA/model.h>* Get default backtrack type, i.e. which DP matrix is used.

**See also:**

*vrna\_md\_defaults\_backtrack\_type(), vrna\_md\_defaults\_reset(), vrna\_md\_set\_default(), vrna\_md\_t, VRNA\_MODEL\_DEFAULT\_BACKTRACK\_TYPE*

**Returns**

The global default settings that specify which DP matrix is used for backtracking

void **vrna\_md\_defaults\_compute\_bpp**(int flag)

*#include <ViennaRNA/model.h>* Set the default behavior for whether to compute base pair probabilities after partition function computation.

**See also:**

*vrna\_md\_defaults\_reset(), vrna\_md\_set\_default(), vrna\_md\_t, VRNA\_MODEL\_DEFAULT\_COMPUTE\_BPP*

**Parameters**

- **flag** – On/Off switch (0 = OFF, else = ON)

int **vrna\_md\_defaults\_compute\_bpp\_get**(void)

*#include <ViennaRNA/model.h>* Get the default behavior for whether to compute base pair probabilities after partition function computation.

**See also:**

*vrna\_md\_defaults\_compute\_bpp(), vrna\_md\_defaults\_reset(), vrna\_md\_set\_default(), vrna\_md\_t, VRNA\_MODEL\_DEFAULT\_COMPUTE\_BPP*

**Returns**

The global default settings that specify whether base pair probabilities are computed together with partition function

void **vrna\_md\_defaults\_max\_bp\_span**(int span)

*#include <ViennaRNA/model.h>* Set default maximal base pair span.

**See also:**

*vrna\_md\_defaults\_reset(), vrna\_md\_set\_default(), vrna\_md\_t, VRNA\_MODEL\_DEFAULT\_MAX\_BP\_SPAN*

**Parameters**

- **span** – Maximal base pair span

int **vrna\_md\_defaults\_max\_bp\_span\_get**(void)

*#include <ViennaRNA/model.h>* Get default maximal base pair span.

**See also:**

*vrna\_md\_defaults\_max\_bp\_span(), vrna\_md\_defaults\_reset(), vrna\_md\_set\_default(), vrna\_md\_t, VRNA\_MODEL\_DEFAULT\_MAX\_BP\_SPAN*

**Returns**

The global default settings for maximum base pair span

void **vrna\_md\_defaults\_min\_loop\_size**(int size)

*#include <ViennaRNA/model.h>* Set default minimal loop size.

**See also:**

*vrna\_md\_defaults\_reset(), vrna\_md\_set\_default(), vrna\_md\_t, TURN*

**Parameters**

- **size** – Minimal size, i.e. number of unpaired nucleotides for a hairpin loop

int **vrna\_md\_defaults\_min\_loop\_size\_get**(void)

*#include <ViennaRNA/model.h>* Get default minimal loop size.



**See also:**

*vrna\_md\_defaults\_min\_loop\_size()*, *vrna\_md\_defaults\_reset()*, *vrna\_md\_set\_default()*, *vrna\_md\_t*, *TURN*

**Returns**

The global default settings for minimal size of hairpin loops

void **vrna\_md\_defaults\_window\_size**(int size)

*#include* <ViennaRNA/model.h> Set default window size for sliding window structure prediction approaches.

**See also:**

*vrna\_md\_defaults\_reset()*, *vrna\_md\_set\_default()*, *vrna\_md\_t*, *VRNA\_MODEL\_DEFAULT\_WINDOW\_SIZE*

**Parameters**

- **size** – The size of the sliding window

int **vrna\_md\_defaults\_window\_size\_get**(void)

*#include* <ViennaRNA/model.h> Get default window size for sliding window structure prediction approaches.

**See also:**

*vrna\_md\_defaults\_window\_size()*, *vrna\_md\_defaults\_reset()*, *vrna\_md\_set\_default()*, *vrna\_md\_t*, *VRNA\_MODEL\_DEFAULT\_WINDOW\_SIZE*

**Returns**

The global default settings for the size of the sliding window

void **vrna\_md\_defaults\_oldAliEn**(int flag)

*#include* <ViennaRNA/model.h> Set default behavior for whether to use old energy model for comparative structure prediction.

**See also:**

*vrna\_md\_defaults\_reset()*, *vrna\_md\_set\_default()*, *vrna\_md\_t*, *VRNA\_MODEL\_DEFAULT\_ALI\_OLD\_EN*

---

**Note:** This option is outdated. Activating the old energy model usually results in worse consensus structure predictions.

---

**Parameters**

- **flag** – On/Off switch (0 = OFF, else = ON)

int **vrna\_md\_defaults\_oldAliEn\_get**(void)

*#include* <ViennaRNA/model.h> Get default behavior for whether to use old energy model for comparative structure prediction.

**See also:**

*vrna\_md\_defaults\_oldAliEn()*, *vrna\_md\_defaults\_reset()*, *vrna\_md\_set\_default()*, *vrna\_md\_t*, *VRNA\_MODEL\_DEFAULT\_ALI\_OLD\_EN*

**Returns**

The global default settings for using old energy model for comparative structure prediction

void **vrna\_md\_defaults\_ribo**(int flag)

*#include <ViennaRNA/model.h>* Set default behavior for whether to use Ribosum Scoring in comparative structure prediction.

**See also:**

*vrna\_md\_defaults\_reset(), vrna\_md\_set\_default(), vrna\_md\_t, VRNA\_MODEL\_DEFAULT\_ALI\_RIBO*

**Parameters**

- **flag** – On/Off switch (0 = OFF, else = ON)

int **vrna\_md\_defaults\_ribo\_get**(void)

*#include <ViennaRNA/model.h>* Get default behavior for whether to use Ribosum Scoring in comparative structure prediction.

**See also:**

*vrna\_md\_defaults\_ribo(), vrna\_md\_defaults\_reset(), vrna\_md\_set\_default(), vrna\_md\_t, VRNA\_MODEL\_DEFAULT\_ALI\_RIBO*

**Returns**

The global default settings for using Ribosum scoring in comparative structure prediction

void **vrna\_md\_defaults\_cv\_fact**(double factor)

*#include <ViennaRNA/model.h>* Set the default co-variance scaling factor used in comparative structure prediction.

**See also:**

*vrna\_md\_defaults\_reset(), vrna\_md\_set\_default(), vrna\_md\_t, VRNA\_MODEL\_DEFAULT\_ALI\_CV\_FACT*

**Parameters**

- **factor** – The co-variance factor

double **vrna\_md\_defaults\_cv\_fact\_get**(void)

*#include <ViennaRNA/model.h>* Get the default co-variance scaling factor used in comparative structure prediction.

**See also:**

*vrna\_md\_defaults\_cv\_fact(), vrna\_md\_defaults\_reset(), vrna\_md\_set\_default(), vrna\_md\_t, VRNA\_MODEL\_DEFAULT\_ALI\_CV\_FACT*

**Returns**

The global default settings for the co-variance factor

void **vrna\_md\_defaults\_nc\_fact**(double factor)

*#include <ViennaRNA/model.h>*

**See also:**

*vrna\_md\_defaults\_reset(), vrna\_md\_set\_default(), vrna\_md\_t, VRNA\_MODEL\_DEFAULT\_ALI\_NC\_FACT*

#### Parameters

- **factor** –

double **vrna\_md\_defaults\_nc\_fact\_get**(void)

*#include <ViennaRNA/model.h>*

**See also:**

*vrna\_md\_defaults\_nc\_fact(), vrna\_md\_defaults\_reset(), vrna\_md\_set\_default(), vrna\_md\_t, VRNA\_MODEL\_DEFAULT\_ALI\_NC\_FACT*

#### Returns

void **vrna\_md\_defaults\_sfact**(double factor)

*#include <ViennaRNA/model.h>* Set the default scaling factor used to avoid under-/overflows in partition function computation.

**See also:**

*vrna\_md\_defaults\_reset(), vrna\_md\_set\_default(), vrna\_md\_t*

#### Parameters

- **factor** – The scaling factor (default: 1.07)

double **vrna\_md\_defaults\_sfact\_get**(void)

*#include <ViennaRNA/model.h>* Get the default scaling factor used to avoid under-/overflows in partition function computation.

**See also:**

*vrna\_md\_defaults\_sfact(), vrna\_md\_defaults\_reset(), vrna\_md\_set\_default(), vrna\_md\_t*

#### Returns

The global default settings of the scaling factor

void **vrna\_md\_defaults\_salt**(double salt)

*#include <ViennaRNA/model.h>* Set the default salt concentration.

#### Parameters

- **salt** – The sodium concentration in M (default: 1.021)

double **vrna\_md\_defaults\_salt\_get**(void)

*#include <ViennaRNA/model.h>* Get the default salt concentration.

#### Returns

The default salt concentration

void **vrna\_md\_defaults\_saltMLLower**(int lower)  
*#include <ViennaRNA/model.h>* Set the default multiloop size lower bound for loop salt correction linear fitting.

**Parameters**

- **lower** – Size lower bound (number of backbone in loop)

int **vrna\_md\_defaults\_saltMLLower\_get**(void)  
*#include <ViennaRNA/model.h>* Get the default multiloop size lower bound for loop salt correction linear fitting.

**Returns**

The default lower bound

void **vrna\_md\_defaults\_saltMLUpper**(int upper)  
*#include <ViennaRNA/model.h>* Set the default multiloop size upper bound for loop salt correction linear fitting.

**Parameters**

- **upper** – Size Upper bound (number of backbone in loop)

int **vrna\_md\_defaults\_saltMLUpper\_get**(void)  
*#include <ViennaRNA/model.h>* Get the default multiloop size upper bound for loop salt correction linear fitting.

**Returns**

The default upper bound

void **vrna\_md\_defaults\_saltDPXInit**(int value)  
*#include <ViennaRNA/model.h>* Set user-provided salt correction for duplex initialization If value is 99999 the default value from fitting is used.

**Parameters**

- **value** – The value of salt correction for duplex initialization (in kcal/mol)

int **vrna\_md\_defaults\_saltDPXInit\_get**(void)  
*#include <ViennaRNA/model.h>* Get user-provided salt correction for duplex initialization If value is 99999 the default value from fitting is used.

**Returns**

The user-provided salt correction for duplex initialization

void **vrna\_md\_defaults\_saltDPXInitFact**(float value)  
*#include <ViennaRNA/model.h>*

float **vrna\_md\_defaults\_saltDPXInitFact\_get**(void)  
*#include <ViennaRNA/model.h>*

void **vrna\_md\_defaults\_helical\_rise**(float value)  
*#include <ViennaRNA/model.h>*

float **vrna\_md\_defaults\_helical\_rise\_get**(void)  
*#include <ViennaRNA/model.h>*

void **vrna\_md\_defaults\_backbone\_length**(float value)  
*#include <ViennaRNA/model.h>*

float **vrna\_md\_defaults\_backbone\_length\_get**(void)  
*#include <ViennaRNA/model.h>*

void **set\_model\_details**(*vrna\_md\_t* \*md)

#include <ViennaRNA/model.h> Set default model details.

Use this function if you wish to initialize a *vrna\_md\_t* data structure with its default values, i.e. the global model settings as provided by the deprecated global variables.

*Deprecated:*

This function will vanish as soon as backward compatibility of RNAlib is dropped (expected in version 3). Use *vrna\_md\_set\_default()* instead!

#### Parameters

- **md** – A pointer to the data structure that is about to be initialized

char \***option\_string**(void)

#include <ViennaRNA/model.h>

## Variables

double **temperature**

Rescale energy parameters to a temperature in degC.

Default is 37C. You have to call the *update\_...\_params()* functions after changing this parameter.

*Deprecated:*

Use *vrna\_md\_defaults\_temperature()*, and *vrna\_md\_defaults\_temperature\_get()* to change, and read the global default temperature settings

#### See also:

*vrna\_md\_defaults\_temperature()*, *vrna\_md\_defaults\_temperature\_get()*, *vrna\_md\_defaults\_reset()*

double **pf\_scale**

A scaling factor used by *pf\_fold()* to avoid overflows.

Should be set to approximately  $\exp((-F/kT)/length)$ , where  $F$  is an estimate for the ensemble free energy, for example the minimum free energy. You must call *update\_pf\_params()* after changing this parameter.

If *pf\_scale* is -1 (the default), an estimate will be provided automatically when computing partition functions, e.g. *pf\_fold()*. The automatic estimate is usually insufficient for sequences more than a few hundred bases long.

int **dangles**

Switch the energy model for dangling end contributions (0, 1, 2, 3)

If set to 0 no stabilizing energies are assigned to bases adjacent to helices in free ends and multiloops (so called dangling ends). Normally (*dangles* = 1) dangling end energies are assigned only to unpaired bases and a base cannot participate simultaneously in two dangling ends. In the partition function algorithm *pf\_fold()* these checks are neglected. If *dangles* is set to 2, all folding routines will follow this convention. This treatment of dangling ends gives more favorable energies to helices directly adjacent to one another, which can be beneficial since such helices often do engage in stabilizing interactions through co-axial stacking.

If *dangles* = 3 co-axial stacking is explicitly included for adjacent helices in multiloops. The option affects only mfe folding and energy evaluation (*fold()* and *energy\_of\_structure()*), as well as suboptimal

folding (*subopt()*) via re-evaluation of energies. Co-axial stacking with one intervening mismatch is not considered so far.

Default is 2 in most algorithms, partition function algorithms can only handle 0 and 2

int **tetra\_loop**

Include special stabilizing energies for some tri-, tetra- and hexa-loops;

default is 1.

int **noLonelyPairs**

Global switch to avoid/allow helices of length 1.

Disallow all pairs which can only occur as lonely pairs (i.e. as helix of length 1). This avoids lonely base pairs in the predicted structures in most cases.

int **noGU**

Global switch to forbid/allow GU base pairs at all.

int **no\_closingGU**

GU allowed only inside stacks if set to 1.

int **circ**

backward compatibility variable.. this does not effect anything

int **gquad**

Allow G-quadruplex formation.

int **uniq\_ML**

do ML decomposition uniquely (for subopt)

int **energy\_set**

0 = BP; 1=any with GC; 2=any with AU-parameter

If set to 1 or 2: fold sequences from an artificial alphabet ABCD..., where A pairs B, C pairs D, etc. using either GC (1) or AU parameters (2); default is 0, you probably don't want to change it.

int **do\_backtrack**

do backtracking, i.e. compute secondary structures or base pair probabilities

If 0, do not calculate pair probabilities in *pf\_fold()*; this is about twice as fast. Default is 1.

char **backtrack\_type**

A backtrack array marker for *inverse\_fold()*

If set to 'C': force (1,N) to be paired, 'M' fold as if the sequence were inside a multiloop. Otherwise ('F') the usual mfe structure is computed.

char **\*nonstandards**

contains allowed non standard base pairs

Lists additional base pairs that will be allowed to form in addition to GC, CG, AU, UA, GU and UG. Nonstandard base pairs are given a stacking energy of 0.

int **max\_bp\_span**

Maximum allowed base pair span.

A value of -1 indicates no restriction for distant base pairs.

int **oldAliEn**

use old alifold energies (with gaps)

int **ribo**

use ribosum matrices

double **cv\_fact**

double **nc\_fact**

int **logML**

if nonzero use logarithmic ML energy in energy\_of\_struct

double **salt**

salt concentration

int **saltDPXInit**

Salt correction for duplex initialization.

float **helical\_rise**

float **backbone\_length**

struct **vrna\_md\_s**

*#include <ViennaRNA/model.h>* The data structure that contains the complete model details used throughout the calculations.

For convenience reasons, we provide the type name *vrna\_md\_t* to address this data structure without the use of the struct keyword

#### *SWIG Wrapper Notes:*

This data structure is wrapped as an object `md` with multiple related functions attached as methods.

A new set of default parameters can be obtained by calling the constructor of `md`:

- `md()` &#8212; Initialize with default settings

The resulting object has a list of attached methods which directly correspond to functions that mainly operate on the corresponding *C* data structure:

- `reset()` - *vrna\_md\_set\_default()*
- `set_from_globals()` - *set\_model\_details()*
- `option_string()` - *vrna\_md\_option\_string()*

Note, that default parameters can be modified by directly setting any of the following global variables. Internally, getting/setting default parameters using their global variable representative translates into calls of the following functions, therefore these wrappers for these functions do not exist in the scripting language interface(s):

global variable	C getter	C setter
temperature	<i>vrna_md_defaults_temperature_get()</i>	<i>vrna_md_defaults_temperature()</i>
dangles	<i>vrna_md_defaults_dangles_get()</i>	<i>vrna_md_defaults_dangles()</i>
betaScale	<i>vrna_md_defaults_betaScale_get()</i>	<i>vrna_md_defaults_betaScale()</i>
tetra_loop	this is an alias of <i>special_hp</i>	
special_hp	<i>vrna_md_defaults_special_hp_get()</i>	<i>vrna_md_defaults_special_hp()</i>
noLonelyPairs	this is an alias of <i>noLP</i>	
noLP	<i>vrna_md_defaults_noLP_get()</i>	<i>vrna_md_defaults_noLP()</i>
noGU	<i>vrna_md_defaults_noGU_get()</i>	<i>vrna_md_defaults_noGU()</i>
no_closingGU	this is an alias of <i>noGUclosure</i>	
noGUclosure	<i>vrna_md_defaults_noGUclosure_get()</i>	<i>vrna_md_defaults_noGUclosure()</i>
logML	<i>vrna_md_defaults_logML_get()</i>	<i>vrna_md_defaults_logML()</i>
circ	<i>vrna_md_defaults_circ_get()</i>	<i>vrna_md_defaults_circ()</i>
gquad	<i>vrna_md_defaults_gquad_get()</i>	<i>vrna_md_defaults_gquad()</i>
uniq_ML	<i>vrna_md_defaults_uniq_ML_get()</i>	<i>vrna_md_defaults_uniq_ML()</i>
energy_set	<i>vrna_md_defaults_energy_set_get()</i>	<i>vrna_md_defaults_energy_set()</i>
backtrack	<i>vrna_md_defaults_backtrack_get()</i>	<i>vrna_md_defaults_backtrack()</i>
backtrack_type	<i>vrna_md_defaults_backtrack_type_get()</i>	<i>vrna_md_defaults_backtrack_type()</i>
do_backtrack	this is an alias of <i>compute_bpp</i>	
compute_bpp	<i>vrna_md_defaults_compute_bpp_get()</i>	<i>vrna_md_defaults_compute_bpp()</i>
max_bp_span	<i>vrna_md_defaults_max_bp_span_get()</i>	<i>vrna_md_defaults_max_bp_span()</i>
min_loop_size	<i>vrna_md_defaults_min_loop_size_get()</i>	<i>vrna_md_defaults_min_loop_size()</i>
window_size	<i>vrna_md_defaults_window_size_get()</i>	<i>vrna_md_defaults_window_size()</i>
oldAliEn	<i>vrna_md_defaults_oldAliEn_get()</i>	<i>vrna_md_defaults_oldAliEn()</i>
ribo	<i>vrna_md_defaults_ribo_get()</i>	<i>vrna_md_defaults_ribo()</i>
cv_fact	<i>vrna_md_defaults_cv_fact_get()</i>	<i>vrna_md_defaults_cv_fact()</i>
nc_fact	<i>vrna_md_defaults_nc_fact_get()</i>	<i>vrna_md_defaults_nc_fact()</i>
sfact	<i>vrna_md_defaults_sfact_get()</i>	<i>vrna_md_defaults_sfact()</i>

**See also:**

*vrna\_md\_set\_default()*, *set\_model\_details()*, *vrna\_md\_update()*, *vrna\_md\_t*

**Public Members****double temperature**

The temperature used to scale the thermodynamic parameters.

**double betaScale**

A scaling factor for the thermodynamic temperature of the Boltzmann factors.

**int pf\_smooth**

A flag specifying whether energies in Boltzmann factors need to be smoothed.

**int dangles**

Specifies the dangle model used in any energy evaluation (0,1,2 or 3)

If set to 0 no stabilizing energies are assigned to bases adjacent to helices in free ends and multi-loops (so called dangling ends). Normally (dangles = 1) dangling end energies are assigned only



to unpaired bases and a base cannot participate simultaneously in two dangling ends. In the partition function algorithm *vrna\_pf()* these checks are neglected. To provide comparability between free energy minimization and partition function algorithms, the default setting is 2. This treatment of dangling ends gives more favorable energies to helices directly adjacent to one another, which can be beneficial since such helices often do engage in stabilizing interactions through co-axial stacking.

If set to 3 co-axial stacking is explicitly included for adjacent helices in multiloops. The option affects only mfe folding and energy evaluation (*vrna\_mfe()* and *vrna\_eval\_structure()*), as well as suboptimal folding (*vrna\_subopt()*) via re-evaluation of energies. Co-axial stacking with one intervening mismatch is not considered so far. Note, that some function do not implement all dangle model but only a subset of (0,1,2,3). In particular, partition function algorithms can only handle 0 and 2. Read the documentation of the particular recurrences or energy evaluation function for information about the provided dangle model.

**int special\_hp**

Include special hairpin contributions for tri, tetra and hexaloops.

**int noLP**

Only consider canonical structures, i.e. no 'lonely' base pairs.

**int noGU**

Do not allow GU pairs.

**int noGUclosure**

Do not allow loops to be closed by GU pair.

**int logML**

Use logarithmic scaling for multiloops.

**int circ**

Assume RNA to be circular instead of linear.

**int gquad**

Include G-quadruplexes in structure prediction.

**int uniq\_ML**

Flag to ensure unique multi-branch loop decomposition during folding.

**int energy\_set**

Specifies the energy set that defines set of compatible base pairs.

**int backtrack**

Specifies whether or not secondary structures should be backtraced.

**char backtrack\_type**

Specifies in which matrix to backtrack.

**int compute\_bpp**

Specifies whether or not backward recursions for base pair probability (bpp) computation will be performed.

char **nonstandards**[64]  
contains allowed non standard bases

int **max\_bp\_span**  
maximum allowed base pair span

int **min\_loop\_size**  
Minimum size of hairpin loops.  
The default value for this field is TURN, however, it may be 0 in cofolding context.

int **window\_size**  
Size of the sliding window for locally optimal structure prediction.

int **oldAliEn**  
Use old alifold energy model.

int **ribo**  
Use ribosum scoring table in alifold energy model.

double **cv\_fact**  
Co-variance scaling factor for consensus structure prediction.

double **nc\_fact**  
Scaling factor to weight co-variance contributions of non-canonical pairs.

double **sfact**  
Scaling factor for partition function scaling.

int **rtype**[8]  
Reverse base pair type array.

short **alias**[*MAXALPHA* + 1]  
alias of an integer nucleotide representation

int **pair**[*MAXALPHA* + 1][*MAXALPHA* + 1]  
Integer representation of a base pair.

float **pair\_dist**[7][7]  
Base pair dissimilarity, a.k.a. distance matrix.

double **salt**  
Salt (monovalent) concentration (M) in buffer.

int **saltMLLower**  
Lower bound of multiloop size to use in loop salt correction linear fitting.

int **saltMLUpper**  
Upper bound of multiloop size to use in loop salt correction linear fitting.

int **saltDPXInit**

User-provided salt correction for duplex initialization (in dcal/mol). If set to 99999 the default salt correction is used. If set to 0 there is no salt correction for duplex initialization.

float **saltDPXInitFact**

float **helical\_rise**

float **backbone\_length**

## 7.2.2 Unstructured Domains

Add and modify unstructured domains to the RNA folding grammar.

This module provides the tools to add and modify unstructured domains to the production rules of the RNA folding grammar. Usually this functionality is utilized for incorporating ligand binding to unpaired stretches of an RNA.

**Warning:** Although the additional production rule(s) for unstructured domains as described in *Unstructured Domains* are always treated as *segments possibly bound to one or more ligands*, the current implementation requires that at least one ligand is bound. The default implementation already takes care of the required changes, however, upon using callback functions other than the default ones, one has to take care of this fact. Please also note, that this behavior might change in one of the next releases, such that the decomposition schemes as shown above comply with the actual implementation.

A default implementation allows one to readily use this feature by simply adding sequence motifs and corresponding binding free energies with the function `vrna_ud_add_motif()` (see also *Ligands Binding to Unstructured Domains*).

The grammar extension is realized using a callback function that

- evaluates the binding free energy of a ligand to its target sequence segment (white boxes in the figures above),  
or
- returns the free energy of an unpaired stretch possibly bound by a ligand, stored in the additional U DP matrix.

The callback is passed the segment positions, the loop context, and which of the two above mentioned evaluations are required. A second callback implements the pre-processing step that prepares the U DP matrix by evaluating all possible cases of the additional production rule. Both callbacks have a default implementation in *RNAlib*, but may be over-written by a user-implementation, making it fully user-customizable.

For equilibrium probability computations, two additional callbacks exist. One to store/add and one to retrieve the probability of unstructured domains at particular positions. Our implementation already takes care of computing the probabilities, but users of the unstructured domain feature are required to provide a mechanism to efficiently store/add the corresponding values into some external data structure.

## Defines

### VRNA\_UNSTRUCTURED\_DOMAIN\_EXT\_LOOP

*#include* <ViennaRNA/unstructured\_domains.h> Flag to indicate ligand bound to unpaired stretch in the exterior loop.

### VRNA\_UNSTRUCTURED\_DOMAIN\_HP\_LOOP

*#include* <ViennaRNA/unstructured\_domains.h> Flag to indicate ligand bound to unpaired stretch in a hairpin loop.

### VRNA\_UNSTRUCTURED\_DOMAIN\_INT\_LOOP

*#include* <ViennaRNA/unstructured\_domains.h> Flag to indicate ligand bound to unpaired stretch in an interior loop.

### VRNA\_UNSTRUCTURED\_DOMAIN\_MB\_LOOP

*#include* <ViennaRNA/unstructured\_domains.h> Flag to indicate ligand bound to unpaired stretch in a multibranch loop.

### VRNA\_UNSTRUCTURED\_DOMAIN\_MOTIF

*#include* <ViennaRNA/unstructured\_domains.h> Flag to indicate ligand binding without additional unbound nucleotides (motif-only)

### VRNA\_UNSTRUCTURED\_DOMAIN\_ALL\_LOOPS

*#include* <ViennaRNA/unstructured\_domains.h> Flag to indicate ligand bound to unpaired stretch in any loop (convenience macro)

## Typedefs

typedef struct *vrna\_unstructured\_domain\_s* **vrna\_ud\_t**

*#include* <ViennaRNA/unstructured\_domains.h> Typename for the ligand binding extension data structure *vrna\_unstructured\_domain\_s*.

typedef int (\***vrna\_ud\_f**)(*vrna\_fold\_compound\_t* \*fc, int i, int j, unsigned int loop\_type, void \*data)

*#include* <ViennaRNA/unstructured\_domains.h> Callback to retrieve binding free energy of a ligand bound to an unpaired sequence segment.

### *Notes on Callback Functions:*

This function will be called to determine the additional energy contribution of a specific unstructured domain, e.g. the binding free energy of some ligand.

#### **Param fc**

The current *vrna\_fold\_compound\_t*

#### **Param i**

The start of the unstructured domain (5' end)

#### **Param j**

The end of the unstructured domain (3' end)

#### **Param loop\_type**

The loop context of the unstructured domain

**Param data**

Auxiliary data

**Return**

The auxiliary energy contribution in deka-cal/mol

```
typedef FLT_OR_DBL (*vrna_ud_exp_f)(vrna_fold_compound_t *fc, int i, int j, unsigned int loop_type, void *data)
```

*#include* <ViennaRNA/unstructured\_domains.h> Callback to retrieve Boltzmann factor of the binding free energy of a ligand bound to an unpaired sequence segment.

*Notes on Callback Functions:*

This function will be called to determine the additional energy contribution of a specific unstructured domain, e.g. the binding free energy of some ligand (Partition function variant, i.e. the Boltzmann factors instead of actual free energies).

**Param fc**The current *vrna\_fold\_compound\_t***Param i**

The start of the unstructured domain (5' end)

**Param j**

The end of the unstructured domain (3' end)

**Param loop\_type**

The loop context of the unstructured domain

**Param data**

Auxiliary data

**Return**

The auxiliary energy contribution as Boltzmann factor

```
typedef void (*vrna_ud_production_f)(vrna_fold_compound_t *fc, void *data)
```

*#include* <ViennaRNA/unstructured\_domains.h> Callback for pre-processing the production rule of the ligand binding to unpaired stretches feature.

*Notes on Callback Functions:*

The production rule for the unstructured domain grammar extension

```
typedef void (*vrna_ud_exp_production_f)(vrna_fold_compound_t *fc, void *data)
```

*#include* <ViennaRNA/unstructured\_domains.h> Callback for pre-processing the production rule of the ligand binding to unpaired stretches feature (partition function variant)

*Notes on Callback Functions:*

The production rule for the unstructured domain grammar extension (Partition function variant)

```
typedef void (*vrna_ud_add_probs_f)(vrna_fold_compound_t *fc, int i, int j, unsigned int loop_type, FLT_OR_DBL exp_energy, void *data)
```

*#include* <ViennaRNA/unstructured\_domains.h> Callback to store/add equilibrium probability for a ligand bound to an unpaired sequence segment.

*Notes on Callback Functions:*

A callback function to store equilibrium probabilities for the unstructured domain feature

```
typedef FLT_OR_DBL (*vrna_ud_get_probs_f)(vrna_fold_compound_t *fc, int i, int j, unsigned int loop_type, int motif, void *data)
```

*#include* <ViennaRNA/unstructured\_domains.h> Callback to retrieve equilibrium probability for a ligand bound to an unpaired sequence segment.

*Notes on Callback Functions:*

A callback function to retrieve equilibrium probabilities for the unstructured domain feature

## Functions

```
vrna_ud_motif_t *vrna_ud_motifs_centroid(vrna_fold_compound_t *fc, const char *structure)
```

*#include* <ViennaRNA/unstructured\_domains.h> Detect unstructured domains in centroid structure.

Given a centroid structure and a set of unstructured domains compute the list of unstructured domain motifs present in the centroid. Since we do not explicitly annotate unstructured domain motifs in dot-bracket strings, this function can be used to check for the presence and location of unstructured domain motifs under the assumption that the dot-bracket string is the centroid structure of the equilibrium ensemble.

**See also:**

*vrna\_centroid()*

**Parameters**

- **fc** – The fold\_compound data structure with pre-computed equilibrium probabilities and model settings
- **structure** – The centroid structure in dot-bracket notation

**Returns**

A list of unstructured domain motifs (possibly NULL). The last element terminates the list with **start=0**, **number=-1**

```
vrna_ud_motif_t *vrna_ud_motifs_MEA(vrna_fold_compound_t *fc, const char *structure, vrna_ep_t *probability_list)
```

*#include* <ViennaRNA/unstructured\_domains.h> Detect unstructured domains in MEA structure.

Given an MEA structure and a set of unstructured domains compute the list of unstructured domain motifs present in the MEA structure. Since we do not explicitly annotate unstructured domain motifs in dot-bracket strings, this function can be used to check for the presence and location of unstructured domain motifs under the assumption that the dot-bracket string is the MEA structure of the equilibrium ensemble.

**See also:**

*MEA()*

**Parameters**

- **fc** – The fold\_compound data structure with pre-computed equilibrium probabilities and model settings
- **structure** – The MEA structure in dot-bracket notation

- **probability\_list** – The list of probabilities to extract the MEA structure from

#### Returns

A list of unstructured domain motifs (possibly NULL). The last element terminates the list with `start=0, number=-1`

```
vrna_ud_motif_t *vrna_ud_motifs_MFE(vrna_fold_compound_t *fc, const char *structure)
```

*#include <ViennaRNA/unstructured\_domains.h>* Detect unstructured domains in MFE structure.

Given an MFE structure and a set of unstructured domains compute the list of unstructured domain motifs present in the MFE structure. Since we do not explicitly annotate unstructured domain motifs in dot-bracket strings, this function can be used to check for the presence and location of unstructured domain motifs under the assumption that the dot-bracket string is the MFE structure of the equilibrium ensemble.

#### See also:

*vrna\_mfe()*

#### Parameters

- **fc** – The `fold_compound` data structure with model settings
- **structure** – The MFE structure in dot-bracket notation

#### Returns

A list of unstructured domain motifs (possibly NULL). The last element terminates the list with `start=0, number=-1`

```
void vrna_ud_add_motif(vrna_fold_compound_t *fc, const char *motif, double motif_en, const char *motif_name, unsigned int loop_type)
```

*#include <ViennaRNA/unstructured\_domains.h>* Add an unstructured domain motif, e.g. for ligand binding.

This function adds a ligand binding motif and the associated binding free energy to the `vrna_ud_t` attribute of a `vrna_fold_compound_t`. The motif data will then be used in subsequent secondary structure predictions. Multiple calls to this function with different motifs append all additional data to a list of ligands, which all will be evaluated. Ligand motif data can be removed from the `vrna_fold_compound_t` again using the `vrna_ud_remove()` function. The loop type parameter allows one to limit the ligand binding to particular loop type, such as the exterior loop, hairpin loops, interior loops, or multibranch loops.

#### See also:

*VRNA\_UNSTRUCTURED\_DOMAIN\_EXT\_LOOP, VRNA\_UNSTRUCTURED\_DOMAIN\_HP\_LOOP, VRNA\_UNSTRUCTURED\_DOMAIN\_INT\_LOOP, VRNA\_UNSTRUCTURED\_DOMAIN\_MB\_LOOP, VRNA\_UNSTRUCTURED\_DOMAIN\_ALL\_LOOPS, vrna\_ud\_remove()*

#### Parameters

- **fc** – The `vrna_fold_compound_t` data structure the ligand motif should be bound to
- **motif** – The sequence motif the ligand binds to
- **motif\_en** – The binding free energy of the ligand in kcal/mol
- **motif\_name** – The name/id of the motif (may be NULL)
- **loop\_type** – The loop type the ligand binds to

void **vrna\_ud\_remove**(vrna\_fold\_compound\_t \*fc)

*#include <ViennaRNA/unstructured\_domains.h>* Remove ligand binding to unpaired stretches.

This function removes all ligand motifs that were bound to a *vrna\_fold\_compound\_t* using the *vrna\_ud\_add\_motif()* function.

*SWIG Wrapper Notes:*

This function is attached as method `ud_remove()` to objects of type `fold_compound`. See, e.g. `RNA.fold_compound.ud_remove()` in the *Python API*.

#### Parameters

- **fc** – The *vrna\_fold\_compound\_t* data structure the ligand motif data should be removed from

void **vrna\_ud\_set\_data**(vrna\_fold\_compound\_t \*fc, void \*data, vrna\_auxdata\_free\_f free\_cb)

*#include <ViennaRNA/unstructured\_domains.h>* Attach an auxiliary data structure.

This function binds an arbitrary, auxiliary data structure for user-implemented ligand binding. The optional callback `free_cb` will be passed the bound data structure whenever the *vrna\_fold\_compound\_t* is removed from memory to avoid memory leaks.

*SWIG Wrapper Notes:*

This function is attached as method `ud_set_data()` to objects of type `fold_compound`. See, e.g. `RNA.fold_compound.ud_set_data()` in the *Python API*.

**See also:**

*vrna\_ud\_set\_prod\_rule\_cb(), vrna\_ud\_set\_exp\_prod\_rule\_cb(), vrna\_ud\_remove()*

#### Parameters

- **fc** – The *vrna\_fold\_compound\_t* data structure the auxiliary data structure should be bound to
- **data** – A pointer to the auxiliary data structure
- **free\_cb** – A pointer to a callback function that free's memory occupied by data

void **vrna\_ud\_set\_prod\_rule\_cb**(vrna\_fold\_compound\_t \*fc, vrna\_ud\_production\_f pre\_cb, vrna\_ud\_f e\_cb)

*#include <ViennaRNA/unstructured\_domains.h>* Attach production rule callbacks for free energies computations.

Use this function to bind a user-implemented grammar extension for unstructured domains.

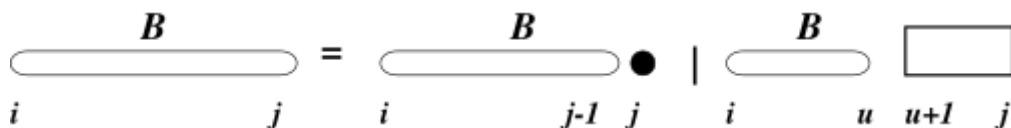
The callback `e_cb` needs to evaluate the free energy contribution  $f(i, j)$  of the unpaired segment  $[i, j]$ . It will be executed in each of the regular secondary structure production rules. Whenever the callback is passed the `VRNA_UNSTRUCTURED_DOMAIN_MOTIF` flag via its `loop_type` parameter the contribution of any ligand that consecutively binds from position  $i$  to  $j$  (the white box) is requested. Otherwise, the callback usually performs a lookup in the precomputed **B** matrices. Which **B** matrix is addressed will be indicated by the flags `VRNA_UNSTRUCTURED_DOMAIN_EXT_LOOP`, `VRNA_UNSTRUCTURED_DOMAIN_HP_LOOP`, `VRNA_UNSTRUCTURED_DOMAIN_INT_LOOP`, and `VRNA_UNSTRUCTURED_DOMAIN_MB_LOOP`. As their names already imply, they specify exterior loops (F production rule), hairpin loops and interior loops (C production rule), and multibranch loops (M and M1 production rule).

$$f(i,j) = \boxed{\phantom{ij}} \mid \overset{B}{\text{---}} \phantom{ij}$$

$i \quad j \quad i \quad j$



The `pre_cb` callback will be executed as a pre-processing step right before the regular secondary structure rules. Usually one would use this callback to fill the dynamic programming matrices `U` and preparations of the auxiliary data structure `vrna_unstructured_domain_s.data`



#### SWIG Wrapper Notes:

This function is attached as method `ud_set_prod_rule_cb()` to objects of type `fold_compound`. See, e.g. `RNA.fold_compound.ud_set_prod_rule_cb()` in the *Python API*.

#### Parameters

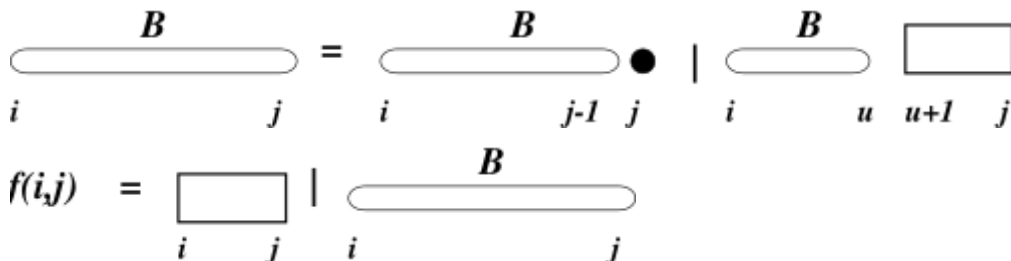
- `fc` – The `vrna_fold_compound_t` data structure the callback will be bound to
- `pre_cb` – A pointer to a callback function for the B production rule
- `e_cb` – A pointer to a callback function for free energy evaluation

```
void vrna_ud_set_exp_prod_rule_cb(vrna_fold_compound_t *fc, vrna_ud_exp_production_f
                                pre_cb, vrna_ud_exp_f exp_e_cb)
```

`#include <ViennaRNA/unstructured_domains.h>` Attach production rule for partition function.

This function is the partition function companion of `vrna_ud_set_prod_rule_cb()`.

Use it to bind callbacks to (i) fill the `U` production rule dynamic programming matrices and/or prepare the `vrna_unstructured_domain_s.data`, and (ii) provide a callback to retrieve partition functions for subsegments  $[i, j]$ .



#### SWIG Wrapper Notes:

This function is attached as method `ud_set_exp_prod_rule_cb()` to objects of type `fold_compound`. See, e.g. `RNA.fold_compound.ud_set_exp_prod_rule_cb()` in the *Python API*.

#### See also:

`vrna_ud_set_prod_rule_cb()`

#### Parameters

- `fc` – The `vrna_fold_compound_t` data structure the callback will be bound to
- `pre_cb` – A pointer to a callback function for the B production rule
- `exp_e_cb` – A pointer to a callback function that retrieves the partition function for a segment  $[i, j]$  that may be bound by one or more ligands.

struct **vrna\_unstructured\_domain\_s**

*#include <ViennaRNA/unstructured\_domains.h>* Data structure to store all functionality for ligand binding.

### Public Members

int **uniq\_motif\_count**

The unique number of motifs of different lengths.

unsigned int **\*uniq\_motif\_size**

An array storing a unique list of motif lengths.

int **motif\_count**

Total number of distinguished motifs.

char **\*\*motif**

Motif sequences.

char **\*\*motif\_name**

Motif identifier/name.

unsigned int **\*motif\_size**

Motif lengths.

double **\*motif\_en**

Ligand binding free energy contribution.

unsigned int **\*motif\_type**

Type of motif, i.e. loop type the ligand binds to.

*vrna\_ud\_production\_f* **prod\_cb**

Callback to ligand binding production rule, i.e. create/fill DP free energy matrices.

This callback will be executed right before the actual secondary structure decompositions, and, therefore, any implementation must not interleave with the regular DP matrices.

*vrna\_ud\_exp\_production\_f* **exp\_prod\_cb**

Callback to ligand binding production rule, i.e. create/fill DP partition function matrices.

*vrna\_ud\_f* **energy\_cb**

Callback to evaluate free energy of ligand binding to a particular unpaired stretch.

*vrna\_ud\_exp\_f* **exp\_energy\_cb**

Callback to evaluate Boltzmann factor of ligand binding to a particular unpaired stretch.

void **\*data**

Auxiliary data structure passed to energy evaluation callbacks.

*vrna\_auxdata\_free\_f* **free\_data**

Callback to free auxiliary data structure.

*vrna\_ud\_add\_probs\_f* **probs\_add**

Callback to store/add outside partition function.

*vrna\_ud\_get\_probs\_f* **probs\_get**

Callback to retrieve outside partition function.

### 7.2.3 Structured Domains

Add and modify structured domains to the RNA folding grammar.

This module provides the tools to add and modify structured domains to the production rules of the RNA folding grammar.

Usually this functionality is utilized for incorporating self-enclosed structural modules that exhibit a more or less complex base pairing pattern.

### 7.2.4 Secondary Structure Constraints

Secondary structure constraints provide an easy control of which structures the prediction algorithms actually include into their solution space and how these structures are evaluated.

#### Hard Constraints

This module covers all functionality for hard constraints in secondary structure prediction.

#### Defines

##### **VRNA\_CONSTRAINT\_DB**

*#include <ViennaRNA/constraints/hard.h>* Flag for *vrna\_constraints\_add()* to indicate that constraint is passed in pseudo dot-bracket notation.

#### See also:

*vrna\_constraints\_add()*, *vrna\_message\_constraint\_options()*, *vrna\_message\_constraint\_options\_all()*

##### **VRNA\_CONSTRAINT\_DB\_ENFORCE\_BP**

*#include <ViennaRNA/constraints/hard.h>* Switch for dot-bracket structure constraint to enforce base pairs.

This flag should be used to really enforce base pairs given in dot-bracket constraint rather than just weakly-enforcing them.

**See also:**

*vrna\_hc\_add\_from\_db()*, *vrna\_constraints\_add()*, *vrna\_message\_constraint\_options()*,  
*vrna\_message\_constraint\_options\_all()*

**VRNA\_CONSTRAINT\_DB\_PIPE**

*#include <ViennaRNA/constraints/hard.h>* Flag that is used to indicate the pipe ‘|’ sign in pseudo dot-bracket notation of hard constraints.

Use this definition to indicate the pipe sign ‘|’ (paired with another base)

**See also:**

*vrna\_hc\_add\_from\_db()*, *vrna\_constraints\_add()*, *vrna\_message\_constraint\_options()*,  
*vrna\_message\_constraint\_options\_all()*

**VRNA\_CONSTRAINT\_DB\_DOT**

*#include <ViennaRNA/constraints/hard.h>* dot ‘.’ switch for structure constraints (no constraint at all)

**See also:**

*vrna\_hc\_add\_from\_db()*, *vrna\_constraints\_add()*, *vrna\_message\_constraint\_options()*,  
*vrna\_message\_constraint\_options\_all()*

**VRNA\_CONSTRAINT\_DB\_X**

*#include <ViennaRNA/constraints/hard.h>* ‘x’ switch for structure constraint (base must not pair)

**See also:**

*vrna\_hc\_add\_from\_db()*, *vrna\_constraints\_add()*, *vrna\_message\_constraint\_options()*,  
*vrna\_message\_constraint\_options\_all()*

**VRNA\_CONSTRAINT\_DB\_RND\_BRACK**

*#include <ViennaRNA/constraints/hard.h>* round brackets ‘(,)’ switch for structure constraint (base i pairs base j)

**See also:**

*vrna\_hc\_add\_from\_db()*, *vrna\_constraints\_add()*, *vrna\_message\_constraint\_options()*,  
*vrna\_message\_constraint\_options\_all()*

**VRNA\_CONSTRAINT\_DB\_INTRAMOL**

*#include <ViennaRNA/constraints/hard.h>* Flag that is used to indicate the character ‘|’ in pseudo dot-bracket notation of hard constraints.

Use this definition to indicate the usage of ‘|’ character (intramolecular pairs only)

**See also:**

*vrna\_hc\_add\_from\_db()*, *vrna\_constraints\_add()*, *vrna\_message\_constraint\_options()*,  
*vrna\_message\_constraint\_options\_all()*

**VRNA\_CONSTRAINT\_DB\_INTERMOL**

*#include <ViennaRNA/constraints/hard.h>* Flag that is used to indicate the character ‘e’ in pseudo dot-bracket notation of hard constraints.

Use this definition to indicate the usage of ‘e’ character (intermolecular pairs only)

**See also:**

*vrna\_hc\_add\_from\_db()*, *vrna\_constraints\_add()*, *vrna\_message\_constraint\_options()*,  
*vrna\_message\_constraint\_options\_all()*

**VRNA\_CONSTRAINT\_DB\_GQUAD**

*#include <ViennaRNA/constraints/hard.h>* ‘+’ switch for structure constraint (base is involved in a gquad)

**See also:**

*vrna\_hc\_add\_from\_db()*, *vrna\_constraints\_add()*, *vrna\_message\_constraint\_options()*,  
*vrna\_message\_constraint\_options\_all()*

**Warning:** This flag is for future purposes only! No implementation recognizes it yet.

**VRNA\_CONSTRAINT\_DB\_WUSS**

*#include <ViennaRNA/constraints/hard.h>* Flag to indicate Washington University Secondary Structure (WUSS) notation of the hard constraint string.

This secondary structure notation for RNAs is usually used as consensus secondary structure (SS\_cons) entry in Stockholm formatted files

**VRNA\_CONSTRAINT\_DB\_DEFAULT**

*#include <ViennaRNA/constraints/hard.h>* Switch for dot-bracket structure constraint with default symbols.

This flag conveniently combines all possible symbols in dot-bracket notation for hard constraints and *VRNA\_CONSTRAINT\_DB*

**See also:**

*vrna\_hc\_add\_from\_db()*, *vrna\_constraints\_add()*, *vrna\_message\_constraint\_options()*,  
*vrna\_message\_constraint\_options\_all()*

**VRNA\_CONSTRAINT\_CONTEXT\_EXT\_LOOP**

*#include <ViennaRNA/constraints/hard.h>* Hard constraints flag, base pair in the exterior loop.

**VRNA\_CONSTRAINT\_CONTEXT\_HP\_LOOP**

*#include <ViennaRNA/constraints/hard.h>* Hard constraints flag, base pair encloses hairpin loop.

**VRNA\_CONSTRAINT\_CONTEXT\_INT\_LOOP**

*#include <ViennaRNA/constraints/hard.h>* Hard constraints flag, base pair encloses an interior loop.

**VRNA\_CONSTRAINT\_CONTEXT\_INT\_LOOP\_ENC**

*#include* <ViennaRNA/constraints/hard.h> Hard constraints flag, base pair encloses a multi branch loop.

**VRNA\_CONSTRAINT\_CONTEXT\_MB\_LOOP**

*#include* <ViennaRNA/constraints/hard.h> Hard constraints flag, base pair is enclosed in an interior loop.

**VRNA\_CONSTRAINT\_CONTEXT\_MB\_LOOP\_ENC**

*#include* <ViennaRNA/constraints/hard.h> Hard constraints flag, base pair is enclosed in a multi branch loop.

**VRNA\_CONSTRAINT\_CONTEXT\_ALL\_LOOPS**

*#include* <ViennaRNA/constraints/hard.h> Constraint context flag indicating any loop context.

**Typedefs**

typedef struct *vrna\_hc\_s* **vrna\_hc\_t**

*#include* <ViennaRNA/constraints/hard.h> Typename for the hard constraints data structure *vrna\_hc\_s*.

typedef struct *vrna\_hc\_up\_s* **vrna\_hc\_up\_t**

*#include* <ViennaRNA/constraints/hard.h> Typename for the single nucleotide hard constraint data structure *vrna\_hc\_up\_s*.

typedef unsigned char (**\*vrna\_hc\_eval\_f**)(int i, int j, int k, int l, unsigned char d, void \*data)

*#include* <ViennaRNA/constraints/hard.h> Callback to evaluate whether or not a particular decomposition step is contributing to the solution space.

This is the prototype for callback functions used by the folding recursions to evaluate generic hard constraints. The first four parameters passed indicate the delimiting nucleotide positions of the decomposition, and the parameter *denotes* the decomposition step. The last parameter *data* is the auxiliary data structure associated to the hard constraints via *vrna\_hc\_add\_data()*, or NULL if no auxiliary data was added.

*Notes on Callback Functions:*

This callback enables one to over-rule default hard constraints in secondary structure decompositions.

**See also:**

*VRNA\_DECOMP\_PAIR\_HP*, *VRNA\_DECOMP\_PAIR\_IL*, *VRNA\_DECOMP\_PAIR\_ML*,  
*VRNA\_DECOMP\_ML\_ML\_ML*, *VRNA\_DECOMP\_ML\_STEM*, *VRNA\_DECOMP\_ML\_ML*,  
*VRNA\_DECOMP\_ML\_UP*, *VRNA\_DECOMP\_ML\_ML\_STEM*, *VRNA\_DECOMP\_ML\_COAXIAL*,  
*VRNA\_DECOMP\_EXT\_EXT*, *VRNA\_DECOMP\_EXT\_UP*, *VRNA\_DECOMP\_EXT\_STEM*,  
*VRNA\_DECOMP\_EXT\_EXT\_EXT*, *VRNA\_DECOMP\_EXT\_STEM\_EXT*,  
*VRNA\_DECOMP\_EXT\_EXT\_STEM*, *VRNA\_DECOMP\_EXT\_EXT\_STEM1*, *vrna\_hc\_add\_f()*,  
*vrna\_hc\_add\_data()*

**Param i**

Left (5') delimiter position of substructure

**Param j**

Right (3') delimiter position of substructure

**Param k**

Left delimiter of decomposition

**Param l**

Right delimiter of decomposition

**Param d**

Decomposition step indicator

**Param data**

Auxiliary data

**Return**

A non-zero value if the decomposition is valid, 0 otherwise

**Functions**

void **vrna\_constraints\_add**(*vrna\_fold\_compound\_t* \*fc, const char \*constraint, unsigned int options)

*#include* <ViennaRNA/constraints/basic.h> Add constraints to a *vrna\_fold\_compound\_t* data structure.

Use this function to add/update the hard/soft constraints. The function allows for passing a string 'constraint' that can either be a filename that points to a constraints definition file or it may be a pseudo dot-bracket notation indicating hard constraints. For the latter, the user has to pass the *VRNA\_CONSTRAINT\_DB* option. Also, the user has to specify, which characters are allowed to be interpreted as constraints by passing the corresponding options via the third parameter.

The following is an example for adding hard constraints given in pseudo dot-bracket notation. Here, *fc* is the *vrna\_fold\_compound\_t* object, *structure* is a char array with the hard constraint in dot-bracket notation, and *enforceConstraints* is a flag indicating whether or not constraints for base pairs should be enforced instead of just doing a removal of base pair that conflict with the constraint.

```

unsigned int constraint_options = VRNA_CONSTRAINT_DB_DEFAULT;

if (enforceConstraints)
    constraint_options |= VRNA_CONSTRAINT_DB_ENFORCE_BP;

if (canonicalBPonly)
    constraint_options |= VRNA_CONSTRAINT_DB_CANONICAL_BP;

vrna_constraints_add(fc, (const char *)cstruc, constraint_options);

```

In constrast to the above, constraints may also be read from file:

```
vrna_constraints_add(fc, constraints_file, VRNA_OPTION_DEFAULT);
```

**See also:**

*vrna\_hc\_add\_from\_db*(), *vrna\_hc\_add\_up*(), *vrna\_hc\_add\_up\_batch*()  
*vrna\_hc\_add\_bp\_unspecific*(), *vrna\_hc\_add\_bp*(), *vrna\_hc\_init*(), *vrna\_sc\_set\_up*(),  
*vrna\_sc\_set\_bp*(), *vrna\_sc\_add\_SHAPE\_deigan*(), *vrna\_sc\_add\_SHAPE\_zarringhalam*(),  
*vrna\_hc\_free*(), *vrna\_sc\_free*(), *VRNA\_CONSTRAINT\_DB*, *VRNA\_CONSTRAINT\_DB\_DEFAULT*,  
*VRNA\_CONSTRAINT\_DB\_PIPE*, *VRNA\_CONSTRAINT\_DB\_DOT*, *VRNA\_CONSTRAINT\_DB\_X*,  
*VRNA\_CONSTRAINT\_DB\_ANG\_BRACK*, *VRNA\_CONSTRAINT\_DB\_RND\_BRACK*,  
*VRNA\_CONSTRAINT\_DB\_INTRAMOL*, *VRNA\_CONSTRAINT\_DB\_INTERMOL*,  
*VRNA\_CONSTRAINT\_DB\_GQUAD*

**Parameters**

- **fc** – The fold compound
- **constraint** – A string with either the filename of the constraint definitions or a pseudo dot-bracket notation of the hard constraint. May be NULL.
- **options** – The option flags

void **vrna\_hc\_init**(*vrna\_fold\_compound\_t* \*fc)

*#include* <ViennaRNA/constraints/hard.h> Initialize/Reset hard constraints to default values.

This function resets the hard constraints to their default values, i.e. all positions may be unpaired in all contexts, and base pairs are allowed in all contexts, if they resemble canonical pairs. Previously set hard constraints will be removed before initialization.

*SWIG Wrapper Notes:*

This function is attached as method `hc_init()` to objects of type `fold_compound`. See, e.g. `RNA.fold_compound.hc_init()` in the *Python API*.

**See also:**

*vrna\_hc\_add\_bp()*, *vrna\_hc\_add\_bp\_nonspecific()*, *vrna\_hc\_add\_up()*

**Parameters**

- **fc** – The fold compound

void **vrna\_hc\_add\_up**(*vrna\_fold\_compound\_t* \*fc, int i, unsigned char option)

*#include* <ViennaRNA/constraints/hard.h> Make a certain nucleotide unpaired.

**See also:**

*vrna\_hc\_add\_bp()*, *vrna\_hc\_add\_bp\_nonspecific()*, *vrna\_hc\_init()*,  
*VRNA\_CONSTRAINT\_CONTEXT\_EXT\_LOOP*, *VRNA\_CONSTRAINT\_CONTEXT\_HP\_LOOP*,  
*VRNA\_CONSTRAINT\_CONTEXT\_INT\_LOOP*, *VRNA\_CONSTRAINT\_CONTEXT\_MB\_LOOP*,  
*VRNA\_CONSTRAINT\_CONTEXT\_ALL\_LOOPS*

**Parameters**

- **fc** – The *vrna\_fold\_compound\_t* the hard constraints are associated with
- **i** – The position that needs to stay unpaired (1-based)
- **option** – The options flag indicating how/where to store the hard constraints

int **vrna\_hc\_add\_up\_batch**(*vrna\_fold\_compound\_t* \*fc, *vrna\_hc\_up\_t* \*constraints)

*#include* <ViennaRNA/constraints/hard.h> Apply a list of hard constraints for single nucleotides.

**Parameters**

- **fc** – The *vrna\_fold\_compound\_t* the hard constraints are associated with
- **constraints** – The list off constraints to apply, last entry must have position attribute set to 0

int **vrna\_hc\_add\_bp**(*vrna\_fold\_compound\_t* \*fc, int i, int j, unsigned char option)

*#include* <ViennaRNA/constraints/hard.h> Favorize/Enforce a certain base pair (i,j)



**See also:**

*vrna\_hc\_add\_bp\_nonspecific()*, *vrna\_hc\_add\_up()*, *vrna\_hc\_init()*,  
*VRNA\_CONSTRAINT\_CONTEXT\_EXT\_LOOP*, *VRNA\_CONSTRAINT\_CONTEXT\_HP\_LOOP*,  
*VRNA\_CONSTRAINT\_CONTEXT\_INT\_LOOP*, *VRNA\_CONSTRAINT\_CONTEXT\_INT\_LOOP\_ENC*,  
*VRNA\_CONSTRAINT\_CONTEXT\_MB\_LOOP*, *VRNA\_CONSTRAINT\_CONTEXT\_MB\_LOOP\_ENC*,  
*VRNA\_CONSTRAINT\_CONTEXT\_ENFORCE*, *VRNA\_CONSTRAINT\_CONTEXT\_ALL\_LOOPS*

**Parameters**

- **fc** – The *vrna\_fold\_compound\_t* the hard constraints are associated with
- **i** – The 5' located nucleotide position of the base pair (1-based)
- **j** – The 3' located nucleotide position of the base pair (1-based)
- **option** – The options flag indicating how/where to store the hard constraints

void **vrna\_hc\_add\_bp\_nonspecific**(*vrna\_fold\_compound\_t* \*fc, int i, int d, unsigned char option)  
*#include <ViennaRNA/constraints/hard.h>* Enforce a nucleotide to be paired (upstream/downstream)

**See also:**

*vrna\_hc\_add\_bp()*, *vrna\_hc\_add\_up()*, *vrna\_hc\_init()*, *VRNA\_CONSTRAINT\_CONTEXT\_EXT\_LOOP*,  
*VRNA\_CONSTRAINT\_CONTEXT\_HP\_LOOP*, *VRNA\_CONSTRAINT\_CONTEXT\_INT\_LOOP*,  
*VRNA\_CONSTRAINT\_CONTEXT\_INT\_LOOP\_ENC*, *VRNA\_CONSTRAINT\_CONTEXT\_MB\_LOOP*,  
*VRNA\_CONSTRAINT\_CONTEXT\_MB\_LOOP\_ENC*, *VRNA\_CONSTRAINT\_CONTEXT\_ALL\_LOOPS*

**Parameters**

- **fc** – The *vrna\_fold\_compound\_t* the hard constraints are associated with
- **i** – The position that needs to stay unpaired (1-based)
- **d** – The direction of base pairing ( $d < 0$ : pairs upstream,  $d > 0$ : pairs downstream,  $d == 0$ : no direction)
- **option** – The options flag indicating in which loop type context the pairs may appear

void **vrna\_hc\_free**(*vrna\_hc\_t* \*hc)  
*#include <ViennaRNA/constraints/hard.h>* Free the memory allocated by a *vrna\_hc\_t* data structure.  
 Use this function to free all memory that was allocated for a data structure of type *vrna\_hc\_t*.

**See also:**

*get\_hard\_constraints()*, *vrna\_hc\_t*

int **vrna\_hc\_add\_from\_db**(*vrna\_fold\_compound\_t* \*fc, const char \*constraint, unsigned int options)  
*#include <ViennaRNA/constraints/hard.h>* Add hard constraints from pseudo dot-bracket notation.

This function allows one to apply hard constraints from a pseudo dot-bracket notation. The **options** parameter controls, which characters are recognized by the parser. Use the *VRNA\_CONSTRAINT\_DB\_DEFAULT* convenience macro, if you want to allow all known characters

*SWIG Wrapper Notes:*

This function is attached as method `hc_add_from_db()` to objects of type `fold_compound`. See, e.g. *RNA.fold\_compound.hc\_add\_from\_db()* in the *Python API*.

**See also:**

*VRNA\_CONSTRAINT\_DB\_PIPE*, *VRNA\_CONSTRAINT\_DB\_DOT*, *VRNA\_CONSTRAINT\_DB\_X*,  
*VRNA\_CONSTRAINT\_DB\_ANG\_BRACK*, *VRNA\_CONSTRAINT\_DB\_RND\_BRACK*,  
*VRNA\_CONSTRAINT\_DB\_INTRAMOL*, *VRNA\_CONSTRAINT\_DB\_INTERMOL*,  
*VRNA\_CONSTRAINT\_DB\_GQUAD*

**Parameters**

- **fc** – The fold compound
- **constraint** – A pseudo dot-bracket notation of the hard constraint.
- **options** – The option flags

struct **vrna\_hc\_s**

*#include <ViennaRNA/constraints/hard.h>* The hard constraints data structure.

The content of this data structure determines the decomposition pattern used in the folding recursions. Attribute ‘matrix’ is used as source for the branching pattern of the decompositions during all folding recursions. Any entry in matrix[i,j] consists of the 6 LSB that allows one to distinguish the following types of base pairs:

- in the exterior loop (*VRNA\_CONSTRAINT\_CONTEXT\_EXT\_LOOP*)
- enclosing a hairpin (*VRNA\_CONSTRAINT\_CONTEXT\_HP\_LOOP*)
- enclosing an interior loop (*VRNA\_CONSTRAINT\_CONTEXT\_INT\_LOOP*)
- enclosed by an exterior loop (*VRNA\_CONSTRAINT\_CONTEXT\_INT\_LOOP\_ENC*)
- enclosing a multi branch loop (*VRNA\_CONSTRAINT\_CONTEXT\_MB\_LOOP*)
- enclosed by a multi branch loop (*VRNA\_CONSTRAINT\_CONTEXT\_MB\_LOOP\_ENC*)

The four linear arrays ‘up\_xxx’ provide the number of available unpaired nucleotides (including position i) 3’ of each position in the sequence.

**See also:**

*vrna\_hc\_init()*, *vrna\_hc\_free()*, *VRNA\_CONSTRAINT\_CONTEXT\_EXT\_LOOP*,  
*VRNA\_CONSTRAINT\_CONTEXT\_HP\_LOOP*, *VRNA\_CONSTRAINT\_CONTEXT\_INT\_LOOP*,  
*VRNA\_CONSTRAINT\_CONTEXT\_MB\_LOOP*, *VRNA\_CONSTRAINT\_CONTEXT\_MB\_LOOP\_ENC*

**Public Members**

*vrna\_hc\_type\_e* **type**

unsigned int **n**

unsigned char **state**

unsigned char \***mx**

unsigned char \*\***matrix\_local**

union *vrna\_hc\_s*.[anonymous] [**anonymous**]

int **\*up\_ext**

A linear array that holds the number of allowed unpaired nucleotides in an exterior loop.

int **\*up\_hp**

A linear array that holds the number of allowed unpaired nucleotides in a hairpin loop.

int **\*up\_int**

A linear array that holds the number of allowed unpaired nucleotides in an interior loop.

int **\*up\_ml**

A linear array that holds the number of allowed unpaired nucleotides in a multi branched loop.

*vrna\_hc\_eval\_f* **f**

A function pointer that returns whether or not a certain decomposition may be evaluated.

void **\*data**

A pointer to some structure where the user may store necessary data to evaluate its generic hard constraint function.

*vrna\_auxdata\_free\_f* **free\_data**

A pointer to a function to free memory occupied by auxiliary data.

The function this pointer is pointing to will be called upon destruction of the *vrna\_hc\_s*, and provided with the *vrna\_hc\_s.data* pointer that may hold auxiliary data. Hence, to avoid leaking memory, the user may use this pointer to free memory occupied by auxiliary data.

*vrna\_hc\_depot\_t* **\*depot**

struct **vrna\_hc\_up\_s**

*#include <ViennaRNA/constraints/hard.h>* A single hard constraint for a single nucleotide.

## Public Members

int **position**

The sequence position (1-based)

int **strand**

unsigned char **options**

The hard constraint option

## Soft Constraints

Functions and data structures for secondary structure soft constraints.

Soft-constraints are used to change position specific contributions in the recursions by adding bonuses/penalties in form of pseudo free energies to certain loop configurations.

### Typedefs

```
typedef struct vrna_sc_s vrna_sc_t
```

*#include <ViennaRNA/constraints/soft.h>* Typename for the soft constraints data structure *vrna\_sc\_s*.

```
typedef int (*vrna_sc_f)(int i, int j, int k, int l, unsigned char d, void *data)
```

*#include <ViennaRNA/constraints/soft.h>* Callback to retrieve pseudo energy contribution for soft constraint feature.

This is the prototype for callback functions used by the folding recursions to evaluate generic soft constraints. The first four parameters passed indicate the delimiting nucleotide positions of the decomposition, and the parameter `denotes` the decomposition step. The last parameter `data` is the auxiliary data structure associated to the hard constraints via *vrna\_sc\_add\_data()*, or NULL if no auxiliary data was added.

#### *Notes on Callback Functions:*

This callback enables one to add (pseudo-)energy contributions to individual decompositions of the secondary structure.

#### See also:

*VRNA\_DECOMP\_PAIR\_HP, VRNA\_DECOMP\_PAIR\_IL, VRNA\_DECOMP\_PAIR\_ML, VRNA\_DECOMP\_ML\_ML\_ML, VRNA\_DECOMP\_ML\_ML\_STEM, VRNA\_DECOMP\_ML\_ML, VRNA\_DECOMP\_ML\_UP, VRNA\_DECOMP\_ML\_ML\_STEM, VRNA\_DECOMP\_ML\_COAXIAL, VRNA\_DECOMP\_EXT\_EXT, VRNA\_DECOMP\_EXT\_UP, VRNA\_DECOMP\_EXT\_STEM, VRNA\_DECOMP\_EXT\_EXT\_EXT, VRNA\_DECOMP\_EXT\_STEM\_EXT, VRNA\_DECOMP\_EXT\_EXT\_STEM, VRNA\_DECOMP\_EXT\_EXT\_STEM1, vrna\_sc\_add\_f(), vrna\_sc\_add\_exp\_f(), vrna\_sc\_add\_bt(), vrna\_sc\_add\_data()*

#### **Param i**

Left (5') delimiter position of substructure

#### **Param j**

Right (3') delimiter position of substructure

#### **Param k**

Left delimiter of decomposition

#### **Param l**

Right delimiter of decomposition

#### **Param d**

Decomposition step indicator

#### **Param data**

Auxiliary data

#### **Return**

Pseudo energy contribution in deka-kalories per mol

```
typedef FLT_OR_DBL (*vrna_sc_exp_f)(int i, int j, int k, int l, unsigned char d, void *data)
```

*#include* <ViennaRNA/constraints/soft.h> Callback to retrieve pseudo energy contribution as Boltzmann Factors for soft constraint feature.

This is the prototype for callback functions used by the partition function recursions to evaluate generic soft constraints. The first four parameters passed indicate the delimiting nucleotide positions of the decomposition, and the parameter **d** denotes the decomposition step. The last parameter **data** is the auxiliary data structure associated to the hard constraints via *vrna\_sc\_add\_data()*, or NULL if no auxiliary data was added.

*Notes on Callback Functions:*

This callback enables one to add (pseudo-)energy contributions to individual decompositions of the secondary structure (Partition function variant, i.e. contributions must be returned as Boltzmann factors).

**See also:**

*VRNA\_DECOMP\_PAIR\_HP, VRNA\_DECOMP\_PAIR\_IL, VRNA\_DECOMP\_PAIR\_ML, VRNA\_DECOMP\_ML\_ML\_ML, VRNA\_DECOMP\_ML\_STEM, VRNA\_DECOMP\_ML\_ML, VRNA\_DECOMP\_ML\_UP, VRNA\_DECOMP\_ML\_ML\_STEM, VRNA\_DECOMP\_ML\_COAXIAL, VRNA\_DECOMP\_EXT\_EXT, VRNA\_DECOMP\_EXT\_UP, VRNA\_DECOMP\_EXT\_STEM, VRNA\_DECOMP\_EXT\_EXT\_EXT, VRNA\_DECOMP\_EXT\_STEM\_EXT, VRNA\_DECOMP\_EXT\_EXT\_STEM, VRNA\_DECOMP\_EXT\_EXT\_STEM1, vrna\_sc\_add\_exp\_f(), vrna\_sc\_add\_f(), vrna\_sc\_add\_bt(), vrna\_sc\_add\_data()*

**Param i**

Left (5') delimiter position of substructure

**Param j**

Right (3') delimiter position of substructure

**Param k**

Left delimiter of decomposition

**Param l**

Right delimiter of decomposition

**Param d**

Decomposition step indicator

**Param data**

Auxiliary data

**Return**

Pseudo energy contribution in deka-kalories per mol

```
typedef vrna_basepair_t (*vrna_sc_bt_f)(int i, int j, int k, int l, unsigned char d, void *data)
```

*#include* <ViennaRNA/constraints/soft.h> Callback to retrieve auxiliary base pairs for soft constraint feature.

*Notes on Callback Functions:*

This callback enables one to add auxiliary base pairs in the backtracking steps of hairpin- and interior loops.

**See also:**

*VRNA\_DECOMP\_PAIR\_HP*, *VRNA\_DECOMP\_PAIR\_IL*, *VRNA\_DECOMP\_PAIR\_ML*,  
*VRNA\_DECOMP\_ML\_ML\_ML*, *VRNA\_DECOMP\_ML\_STEM*, *VRNA\_DECOMP\_ML\_ML*,  
*VRNA\_DECOMP\_ML\_UP*, *VRNA\_DECOMP\_ML\_ML\_STEM*, *VRNA\_DECOMP\_ML\_COAXIAL*,  
*VRNA\_DECOMP\_EXT\_EXT*, *VRNA\_DECOMP\_EXT\_UP*, *VRNA\_DECOMP\_EXT\_STEM*,  
*VRNA\_DECOMP\_EXT\_EXT\_EXT*, *VRNA\_DECOMP\_EXT\_STEM\_EXT*,  
*VRNA\_DECOMP\_EXT\_EXT\_STEM*, *VRNA\_DECOMP\_EXT\_EXT\_STEM1*, *vrna\_sc\_add\_bt()*,  
*vrna\_sc\_add\_f()*, *vrna\_sc\_add\_exp\_f()*, *vrna\_sc\_add\_data()*

**Param i**

Left (5') delimiter position of substructure

**Param j**

Right (3') delimiter position of substructure

**Param k**

Left delimiter of decomposition

**Param l**

Right delimiter of decomposition

**Param d**

Decomposition step indicator

**Param data**

Auxiliary data

**Return**

List of additional base pairs

## Functions

void **vrna\_sc\_init**(*vrna\_fold\_compound\_t* \*fc)

*#include* <ViennaRNA/constraints/soft.h> Initialize an empty soft constraints data structure within a *vrna\_fold\_compound\_t*.

This function adds a proper soft constraints data structure to the *vrna\_fold\_compound\_t* data structure. If soft constraints already exist within the fold compound, they are removed.

*SWIG Wrapper Notes:*

This function is attached as method `sc_init()` to objects of type `fold_compound`. See, e.g. `RNA.fold_compound.sc_init()` in the *Python API*.

**See also:**

*vrna\_sc\_set\_bp()*, *vrna\_sc\_set\_up()*, *vrna\_sc\_add\_SHAPE\_deigan()*,  
*vrna\_sc\_add\_SHAPE\_zarringhalam()*, *vrna\_sc\_remove()*, *vrna\_sc\_add\_f()*, *vrna\_sc\_add\_exp\_f()*,  
*vrna\_sc\_add\_pre()*, *vrna\_sc\_add\_post()*

---

**Note:** Accepts *vrna\_fold\_compound\_t* of type *VRNA\_FC\_TYPE\_SINGLE* and *VRNA\_FC\_TYPE\_COMPARATIVE*

---

**Parameters**

- **fc** – The *vrna\_fold\_compound\_t* where an empty soft constraint feature is to be added to

```
int vrna_sc_set_bp(vrna_fold_compound_t *fc, const FLT_OR_DBL **constraints, unsigned int
options)
```

*#include <ViennaRNA/constraints/soft.h>* Set soft constraints for paired nucleotides.

*SWIG Wrapper Notes:*

This function is attached as method `sc_set_bp()` to objects of type `fold_compound`. See, e.g. `RNA.fold_compound.sc_set_bp()` in the *Python API*.

**See also:**

`vrna_sc_add_bp()`, `vrna_sc_set_up()`, `vrna_sc_add_up()`

---

**Note:** This function replaces any pre-existing soft constraints with the ones supplied in `constraints`.

---

**Parameters**

- **fc** – The `vrna_fold_compound_t` the soft constraints are associated with
- **constraints** – A two-dimensional array of pseudo free energies in *kcal/mol*
- **options** – The options flag indicating how/where to store the soft constraints

**Returns**

Non-zero on successful application of the constraint, 0 otherwise.

```
int vrna_sc_add_bp(vrna_fold_compound_t *fc, int i, int j, FLT_OR_DBL energy, unsigned int options)
```

*#include <ViennaRNA/constraints/soft.h>* Add soft constraints for paired nucleotides.

*SWIG Wrapper Notes:*

This function is attached as an overloaded method `sc_add_bp()` to objects of type `fold_compound`. The method either takes arguments for a single base pair (i,j) with the corresponding energy value:

```
fold_compound.sc_add_bp(i, j, energy, options)
```

or an entire 2-dimensional matrix with dimensions  $n \times n$  that stores free energy contributions for any base pair (i,j) with  $1 \leq i < j \leq n$ :

```
fold_compound.sc_add_bp(matrix, options)
```

In both variants, the optional argument `options` defaults to `VRNA_OPTION_DEFAULT`. See, e.g. `RNA.fold_compound.sc_add_bp()` in the *Python API*.

**See also:**

`vrna_sc_set_bp()`, `vrna_sc_set_up()`, `vrna_sc_add_up()`

**Parameters**

- **fc** – The `vrna_fold_compound_t` the soft constraints are associated with
- **i** – The 5' position of the base pair the soft constraint is added for
- **j** – The 3' position of the base pair the soft constraint is added for
- **energy** – The free energy (soft-constraint) in *kcal/mol*
- **options** – The options flag indicating how/where to store the soft constraints

**Returns**

Non-zero on successful application of the constraint, 0 otherwise.

```
int vrna_sc_set_up(vrna_fold_compound_t *fc, const FLT_OR_DBL *constraints, unsigned int
options)
```

*#include <ViennaRNA/constraints/soft.h>* Set soft constraints for unpaired nucleotides.

*SWIG Wrapper Notes:*

This function is attached as method `sc_set_up()` to objects of type `fold_compound`. See, e.g. `RNA.fold_compound.sc_set_up()` in the *Python API*.

**See also:**

`vrna_sc_add_up()`, `vrna_sc_set_bp()`, `vrna_sc_add_bp()`

---

**Note:** This function replaces any pre-existing soft constraints with the ones supplied in `constraints`.

---

**Parameters**

- **fc** – The `vrna_fold_compound_t` the soft constraints are associated with
- **constraints** – A vector of pseudo free energies in *kcal/mol*
- **options** – The options flag indicating how/where to store the soft constraints

**Returns**

Non-zero on successful application of the constraint, 0 otherwise.

```
int vrna_sc_add_up(vrna_fold_compound_t *fc, int i, FLT_OR_DBL energy, unsigned int options)
```

*#include <ViennaRNA/constraints/soft.h>* Add soft constraints for unpaired nucleotides.

*SWIG Wrapper Notes:*

This function is attached as an overloaded method `sc_add_up()` to objects of type `fold_compound`. The method either takes arguments for a single nucleotide *i* with the corresponding energy value:

```
fold_compound.sc_add_up(i, energy, options)
```

or an entire vector that stores free energy contributions for each nucleotide *i* with  $1 \leq i \leq n$ :

```
fold_compound.sc_add_bp(vector, options)
```

In both variants, the optional argument `options` defaults to `VRNA_OPTION_DEFAULT`. See, e.g. `RNA.fold_compound.sc_add_up()` in the *Python API*.

**See also:**

`vrna_sc_set_up()`, `vrna_sc_add_bp()`, `vrna_sc_set_bp()`

**Parameters**

- **fc** – The `vrna_fold_compound_t` the soft constraints are associated with
- **i** – The nucleotide position the soft constraint is added for
- **energy** – The free energy (soft-constraint) in *kcal/mol*
- **options** – The options flag indicating how/where to store the soft constraints

**Returns**

Non-zero on successful application of the constraint, 0 otherwise.



void **vrna\_sc\_remove**(*vrna\_fold\_compound\_t* \*fc)

*#include* <ViennaRNA/constraints/soft.h> Remove soft constraints from *vrna\_fold\_compound\_t*.

*SWIG Wrapper Notes:*

This function is attached as method `sc_remove()` to objects of type `fold_compound`. See, e.g. `RNA.fold_compound.sc_remove()` in the *Python API*.

---

**Note:** Accepts `vrna_fold_compound_t` of type `VRNA_FC_TYPE_SINGLE` and `VRNA_FC_TYPE_COMPARATIVE`

---

#### Parameters

- **fc** – The *vrna\_fold\_compound\_t* possibly containing soft constraints

void **vrna\_sc\_free**(*vrna\_sc\_t* \*sc)

*#include* <ViennaRNA/constraints/soft.h> Free memory occupied by a *vrna\_sc\_t* data structure.

#### Parameters

- **sc** – The data structure to free from memory

int **vrna\_sc\_add\_data**(*vrna\_fold\_compound\_t* \*fc, void \*data, *vrna\_auxdata\_free\_f* free\_data)

*#include* <ViennaRNA/constraints/soft.h> Add an auxiliary data structure for the generic soft constraints callback function.

*SWIG Wrapper Notes:*

This function is attached as method `sc_add_data()` to objects of type `fold_compound`. See, e.g. `RNA.fold_compound.sc_add_data()` in the *Python API*.

**See also:**

`vrna_sc_add_f()`, `vrna_sc_add_exp_f()`, `vrna_sc_add_bt()`

#### Parameters

- **fc** – The fold compound the generic soft constraint function should be bound to
- **data** – A pointer to the data structure that holds required data for function ‘f’
- **free\_data** – A pointer to a function that free’s the memory occupied by data (Maybe NULL)

#### Returns

Non-zero on successful binding the data (and free-function), 0 otherwise

int **vrna\_sc\_add\_f**(*vrna\_fold\_compound\_t* \*fc, *vrna\_sc\_f* f)

*#include* <ViennaRNA/constraints/soft.h> Bind a function pointer for generic soft constraint feature (MFE version)

This function allows one to easily bind a function pointer and corresponding data structure to the soft constraint part *vrna\_sc\_t* of the *vrna\_fold\_compound\_t*. The function for evaluating the generic soft constraint feature has to return a pseudo free energy  $\hat{E}$  in *dacal/mol*, where  $1\text{dacal/mol} = 10\text{cal/mol}$ .

*SWIG Wrapper Notes:*

This function is attached as method `sc_add_f()` to objects of type `fold_compound`. See, e.g. `RNA.fold_compound.sc_add_f()` in the *Python API*.

**See also:**

`vrna_sc_add_data()`, `vrna_sc_add_bt()`, `vrna_sc_add_exp_f()`

**Parameters**

- **fc** – The fold compound the generic soft constraint function should be bound to
- **f** – A pointer to the function that evaluates the generic soft constraint feature

**Returns**

Non-zero on successful binding the callback function, 0 otherwise

int `vrna_sc_add_bt`(`vrna_fold_compound_t` \*fc, `vrna_sc_bt_f` f)

*#include* <ViennaRNA/constraints/soft.h> Bind a backtracking function pointer for generic soft constraint feature.

This function allows one to easily bind a function pointer to the soft constraint part `vrna_sc_t` of the `vrna_fold_compound_t`. The provided function should be used for backtracking purposes in loop regions that were altered via the generic soft constraint feature. It has to return an array of `vrna_basepair_t` data structures, where the last element in the list is indicated by a value of -1 in its `i` position.

*SWIG Wrapper Notes:*

This function is attached as method `sc_add_bt()` to objects of type `fold_compound`. See, e.g. `RNA.fold_compound.sc_add_bt()` in the *Python API*.

**See also:**

`vrna_sc_add_data()`, `vrna_sc_add_f()`, `vrna_sc_add_exp_f()`

**Parameters**

- **fc** – The fold compound the generic soft constraint function should be bound to
- **f** – A pointer to the function that returns additional base pairs

**Returns**

Non-zero on successful binding the callback function, 0 otherwise

int `vrna_sc_add_exp_f`(`vrna_fold_compound_t` \*fc, `vrna_sc_exp_f` exp\_f)

*#include* <ViennaRNA/constraints/soft.h> Bind a function pointer for generic soft constraint feature (PF version)

This function allows one to easily bind a function pointer and corresponding data structure to the soft constraint part `vrna_sc_t` of the `vrna_fold_compound_t`. The function for evaluating the generic soft constraint feature has to return a pseudo free energy  $\hat{E}$  as Boltzmann factor, i.e.  $\exp(-\hat{E}/kT)$ . The required unit for  $E$  is *cal/mol*.

*SWIG Wrapper Notes:*

This function is attached as method `sc_add_exp_f()` to objects of type `fold_compound`. See, e.g. `RNA.fold_compound.sc_add_exp_f()` in the *Python API*.

**See also:**

`vrna_sc_add_bt()`, `vrna_sc_add_f()`, `vrna_sc_add_data()`

**Parameters**

- **fc** – The fold compound the generic soft constraint function should be bound to
- **exp\_f** – A pointer to the function that evaluates the generic soft constraint feature

**Returns**

Non-zero on successful binding the callback function, 0 otherwise

struct **vrna\_sc\_s**

*#include <ViennaRNA/constraints/soft.h>* The soft constraints data structure.

**Public Members**

const vrna\_sc\_type\_e **type**

unsigned int **n**

unsigned char **state**

int **\*\*energy\_up**

Energy contribution for stretches of unpaired nucleotides.

*FLT\_OR\_DBL* **\*\*exp\_energy\_up**

Boltzmann Factors of the energy contributions for unpaired sequence stretches.

int **\*up\_storage**

Storage container for energy contributions per unpaired nucleotide.

vrna\_sc\_bp\_storage\_t **\*\*bp\_storage**

Storage container for energy contributions per base pair.

int **\*energy\_bp**

Energy contribution for base pairs.

*FLT\_OR\_DBL* **\*exp\_energy\_bp**

Boltzmann Factors of the energy contribution for base pairs.

int **\*\*energy\_bp\_local**

Energy contribution for base pairs (sliding window approach)

*FLT\_OR\_DBL* **\*\*exp\_energy\_bp\_local**

Boltzmann Factors of the energy contribution for base pairs (sliding window approach)

union *vrna\_sc\_s*.[anonymous] [**anonymous**]

int **\*energy\_stack**

Pseudo Energy contribution per base pair involved in a stack.

*FLT\_OR\_DBL* **\*exp\_energy\_stack**

Boltzmann weighted pseudo energy contribution per nucleotide involved in a stack.

*vrna\_sc\_f* **f**

A function pointer used for pseudo energy contribution in MFE calculations.

**See also:**

*vrna\_sc\_add\_f*()

*vrna\_sc\_bt\_f* **bt**

A function pointer used to obtain backtraced base pairs in loop regions that were altered by soft constrained pseudo energy contributions.

**See also:**

*vrna\_sc\_add\_bt*()

*vrna\_sc\_exp\_f* **exp\_f**

A function pointer used for pseudo energy contribution boltzmann factors in PF calculations.

**See also:**

*vrna\_sc\_add\_exp\_f*()

void **\*data**

A pointer to the data object provided for for pseudo energy contribution functions of the generic soft constraints feature.

*vrna\_auxdata\_prepare\_f* **prepare\_data**

*vrna\_auxdata\_free\_f* **free\_data**

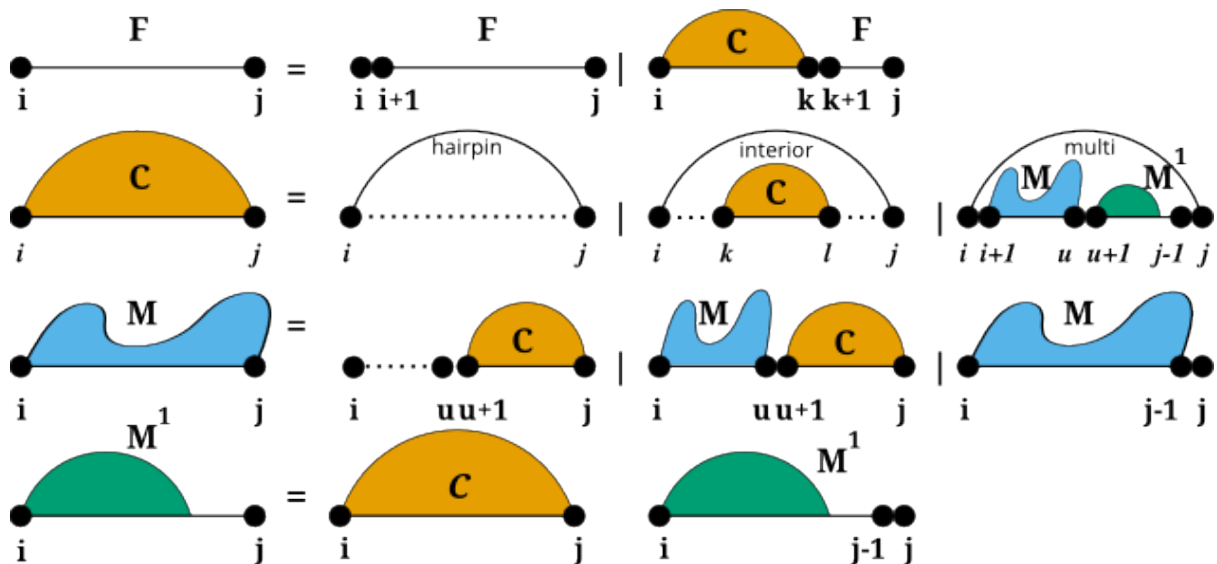
## Introduction

Secondary Structure constraints can be subdivided into two groups:

- *Hard Constraints*, and
- *Soft Constraints*.

While *hard constraints* directly influence the production rules used in the folding recursions by allowing, disallowing, or enforcing certain decomposition steps, *soft constraints* are used to change position specific contributions in the recursions by adding bonuses/penalties in form of pseudo free energies to certain loop configurations.

Secondary structure constraints are always applied at decomposition level, i.e. in each step of the recursive structure decomposition, for instance during MFE prediction. Below is a visualization of the decomposition scheme



For *Hard Constraints* the following option flags may be used to constrain the pairing behavior of single, or pairs of nucleotides:

- `VRNA_CONSTRAINT_CONTEXT_EXT_LOOP`
- `VRNA_CONSTRAINT_CONTEXT_HP_LOOP`
- `VRNA_CONSTRAINT_CONTEXT_INT_LOOP`
- `VRNA_CONSTRAINT_CONTEXT_INT_LOOP_ENC`
- `VRNA_CONSTRAINT_CONTEXT_MB_LOOP`
- `VRNA_CONSTRAINT_CONTEXT_MB_LOOP_ENC`
- `VRNA_CONSTRAINT_CONTEXT_ENFORCE`
- `VRNA_CONSTRAINT_CONTEXT_NO_REMOVE`
- `VRNA_CONSTRAINT_CONTEXT_ALL_LOOPS`

However, for *Soft Constraints* we do not allow for simple loop type dependent constraining. But soft constraints are equipped with generic constraint support. This enables the user to pass arbitrary callback functions that return auxiliary energy contributions for evaluation the evaluation of any decomposition.

The callback will then always be notified about the type of decomposition that is happening, and the corresponding delimiting sequence positions. The following decomposition steps are distinguished, and should be captured by the user's implementation of the callback:

- `VRNA_DECOMP_PAIR_HP`
- `VRNA_DECOMP_PAIR_IL`
- `VRNA_DECOMP_PAIR_ML`
- `VRNA_DECOMP_ML_ML_ML`
- `VRNA_DECOMP_ML_STEM`
- `VRNA_DECOMP_ML_ML`
- `VRNA_DECOMP_ML_UP`
- `VRNA_DECOMP_ML_ML_STEM`
- `VRNA_DECOMP_ML_COAXIAL`
- `VRNA_DECOMP_EXT_EXT`
- `VRNA_DECOMP_EXT_UP`

- `VRNA_DECOMP_EXT_STEM`
- `VRNA_DECOMP_EXT_EXT_EXT`
- `VRNA_DECOMP_EXT_STEM_EXT`
- `VRNA_DECOMP_EXT_STEM_OUTSIDE`
- `VRNA_DECOMP_EXT_EXT_STEM`
- `VRNA_DECOMP_EXT_EXT_STEM1`

## General API symbols

### Defines

#### **VRNA\_CONSTRAINT\_FILE**

*#include* <ViennaRNA/constraints/basic.h> Flag for *vrna\_constraints\_add()* to indicate that constraints are present in a text file.

*Deprecated:*

Use 0 instead!

**See also:**

*vrna\_constraints\_add()*

#### **VRNA\_CONSTRAINT\_SOFT\_MFE**

*#include* <ViennaRNA/constraints/basic.h> Indicate generation of constraints for MFE folding.

*Deprecated:*

This flag has no meaning anymore, since constraints are now always stored! (since v2.2.6)

#### **VRNA\_CONSTRAINT\_SOFT\_PF**

*#include* <ViennaRNA/constraints/basic.h> Indicate generation of constraints for partition function computation.

*Deprecated:*

Use *VRNA\_OPTION\_PF* instead!

#### **VRNA\_DECOMP\_PAIR\_HP**

*#include* <ViennaRNA/constraints/basic.h> Flag passed to generic softt constraints callback to indicate hairpin loop decomposition step.

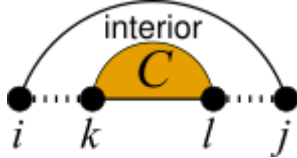
This flag notifies the soft or hard constraint callback function that the current decomposition step evaluates a hairpin loop enclosed by the base pair  $(i, j)$ .



**VRNA\_DECOMP\_PAIR\_IL**

`#include <ViennaRNA/constraints/basic.h>` Indicator for interior loop decomposition step.

This flag notifies the soft or hard constraint callback function that the current decomposition step evaluates an interior loop enclosed by the base pair  $(i, j)$ , and enclosing the base pair  $(k, l)$ .

**VRNA\_DECOMP\_PAIR\_ML**

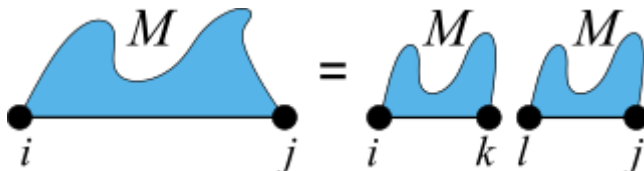
`#include <ViennaRNA/constraints/basic.h>` Indicator for multibranch loop decomposition step.

This flag notifies the soft or hard constraint callback function that the current decomposition step evaluates a multibranch loop enclosed by the base pair  $(i, j)$ , and consisting of some enclosed multi loop content from  $k$  to  $l$ .

**VRNA\_DECOMP\_ML\_ML\_ML**

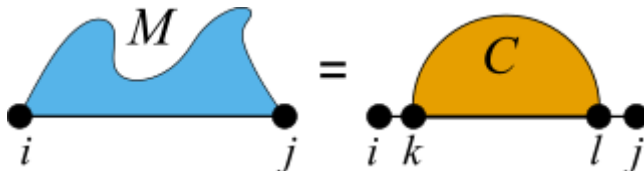
`#include <ViennaRNA/constraints/basic.h>` Indicator for decomposition of multibranch loop part.

This flag notifies the soft or hard constraint callback function that the current decomposition step evaluates a multibranch loop part in the interval  $[i : j]$ , which will be decomposed into two multibranch loop parts  $[i : k]$ , and  $[l : j]$ .

**VRNA\_DECOMP\_ML\_STEM**

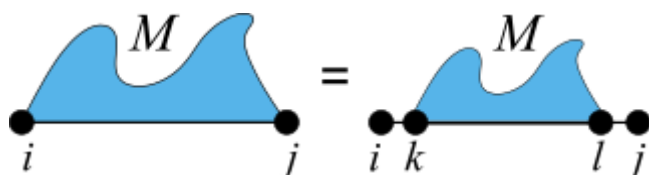
`#include <ViennaRNA/constraints/basic.h>` Indicator for decomposition of multibranch loop part.

This flag notifies the soft or hard constraint callback function that the current decomposition step evaluates a multibranch loop part in the interval  $[i : j]$ , which will be considered a single stem branching off with base pair  $(k, l)$ .

**VRNA\_DECOMP\_ML\_ML**

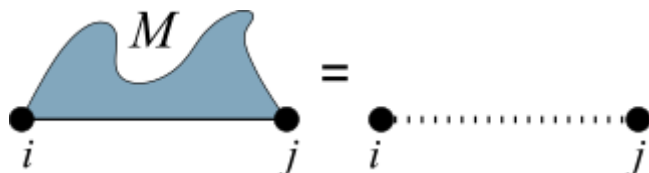
`#include <ViennaRNA/constraints/basic.h>` Indicator for decomposition of multibranch loop part.

This flag notifies the soft or hard constraint callback function that the current decomposition step evaluates a multibranch loop part in the interval  $[i : j]$ , which will be decomposed into a (usually) smaller multibranch loop part  $[k : l]$ .

**VRNA\_DECOMP\_ML\_UP**

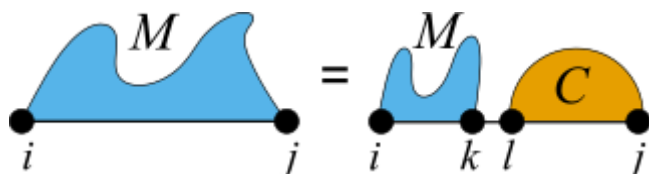
`#include <ViennaRNA/constraints/basic.h>` Indicator for decomposition of multibranch loop part.

This flag notifies the soft or hard constraint callback function that the current decomposition step evaluates a multibranch loop part in the interval  $[i : j]$ , which will be considered a multibranch loop part that only consists of unpaired nucleotides.

**VRNA\_DECOMP\_ML\_ML\_STEM**

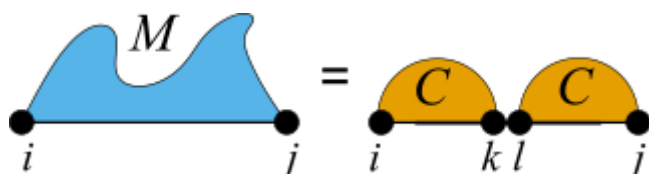
`#include <ViennaRNA/constraints/basic.h>` Indicator for decomposition of multibranch loop part.

This flag notifies the soft or hard constraint callback function that the current decomposition step evaluates a multibranch loop part in the interval  $[i : j]$ , which will be decomposed into a multibranch loop part  $[i : k]$ , and a stem with enclosing base pair  $(l, j)$ .

**VRNA\_DECOMP\_ML\_COAXIAL**

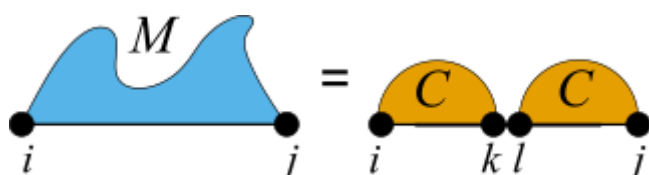
`#include <ViennaRNA/constraints/basic.h>` Indicator for decomposition of multibranch loop part.

This flag notifies the soft or hard constraint callback function that the current decomposition step evaluates a multibranch loop part in the interval  $[i : j]$ , where two stems with enclosing pairs  $(i, k)$  and  $(l, j)$  are coaxially stacking onto each other.

**VRNA\_DECOMP\_ML\_COAXIAL\_ENC**

`#include <ViennaRNA/constraints/basic.h>` Indicator for decomposition of multibranch loop part.

This flag notifies the soft or hard constraint callback function that the current decomposition step evaluates a multibranch loop part in the interval  $[i : j]$ , where two stems with enclosing pairs  $(i, k)$  and  $(l, j)$  are coaxially stacking onto each other.

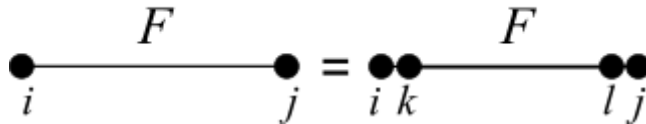




**VRNA\_DECOMP\_EXT\_EXT**

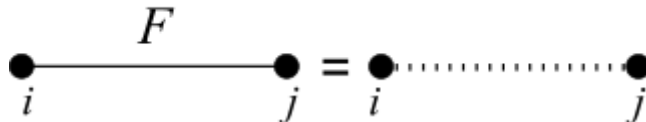
*#include <ViennaRNA/constraints/basic.h>* Indicator for decomposition of exterior loop part.

This flag notifies the soft or hard constraint callback function that the current decomposition step evaluates an exterior loop part in the interval  $[i : j]$ , which will be decomposed into a (usually) smaller exterior loop part  $[k : l]$ .

**VRNA\_DECOMP\_EXT\_UP**

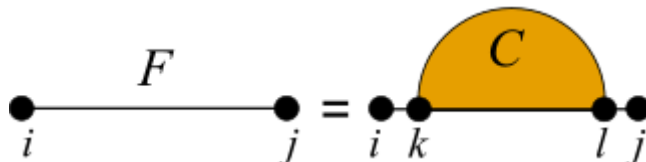
*#include <ViennaRNA/constraints/basic.h>* Indicator for decomposition of exterior loop part.

This flag notifies the soft or hard constraint callback function that the current decomposition step evaluates an exterior loop part in the interval  $[i : j]$ , which will be considered as an exterior loop component consisting of only unpaired nucleotides.

**VRNA\_DECOMP\_EXT\_STEM**

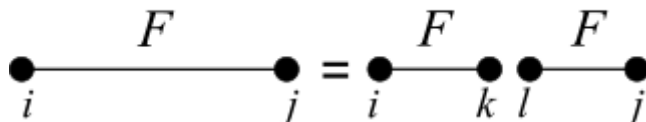
*#include <ViennaRNA/constraints/basic.h>* Indicator for decomposition of exterior loop part.

This flag notifies the soft or hard constraint callback function that the current decomposition step evaluates an exterior loop part in the interval  $[i : j]$ , which will be considered a stem with enclosing pair  $(k, l)$ .

**VRNA\_DECOMP\_EXT\_EXT\_EXT**

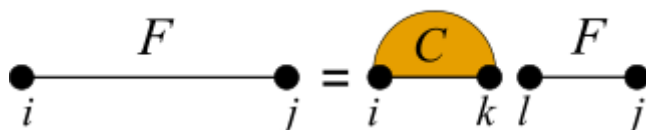
*#include <ViennaRNA/constraints/basic.h>* Indicator for decomposition of exterior loop part.

This flag notifies the soft or hard constraint callback function that the current decomposition step evaluates an exterior loop part in the interval  $[i : j]$ , which will be decomposed into two exterior loop parts  $[i : k]$  and  $[l : j]$ .

**VRNA\_DECOMP\_EXT\_STEM\_EXT**

*#include <ViennaRNA/constraints/basic.h>* Indicator for decomposition of exterior loop part.

This flag notifies the soft or hard constraint callback function that the current decomposition step evaluates an exterior loop part in the interval  $[i : j]$ , which will be decomposed into a stem branching off with base pair  $(i, k)$ , and an exterior loop part  $[l : j]$ .

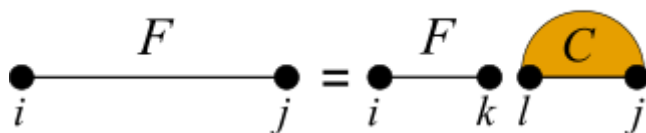
**VRNA\_DECOMP\_EXT\_STEM\_OUTSIDE**

*#include <ViennaRNA/constraints/basic.h>* Indicator for decomposition of exterior loop part.

**VRNA\_DECOMP\_EXT\_EXT\_STEM**

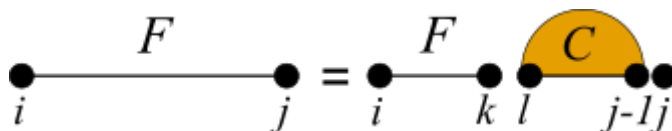
*#include <ViennaRNA/constraints/basic.h>* Indicator for decomposition of exterior loop part.

This flag notifies the soft or hard constraint callback function that the current decomposition step evaluates an exterior loop part in the interval  $[i : j]$ , which will be decomposed into an exterior loop part  $[i : k]$ , and a stem branching off with base pair  $(l, j)$ .

**VRNA\_DECOMP\_EXT\_EXT\_STEM1**

*#include <ViennaRNA/constraints/basic.h>* Indicator for decomposition of exterior loop part.

This flag notifies the soft or hard constraint callback function that the current decomposition step evaluates an exterior loop part in the interval  $[i : j]$ , which will be decomposed into an exterior loop part  $[i : k]$ , and a stem branching off with base pair  $(l, j - 1)$ .

**Functions**

void **vrna\_message\_constraint\_options**(unsigned int option)

*#include <ViennaRNA/constraints/hard.h>* Print a help message for pseudo dot-bracket structure constraint characters to stdout. (constraint support is specified by option parameter)

Currently available options are: *VRNA\_CONSTRAINT\_DB\_PIPE* (paired with another base) *VRNA\_CONSTRAINT\_DB\_DOT* (no constraint at all) *VRNA\_CONSTRAINT\_DB\_X* (base must not pair) *VRNA\_CONSTRAINT\_DB\_ANG\_BRACK* (paired down-stream/upstream) *VRNA\_CONSTRAINT\_DB\_RND\_BRACK* (base i pairs base j)

pass a collection of options as one value like this:

```
vrna_message_constraints(option_1 | option_2 | option_n)
```

**See also:**

*vrna\_message\_constraint\_options\_all()*, *vrna\_constraints\_add()*, *VRNA\_CONSTRAINT\_DB*, *VRNA\_CONSTRAINT\_DB\_PIPE*, *VRNA\_CONSTRAINT\_DB\_DOT*, *VRNA\_CONSTRAINT\_DB\_X*, *VRNA\_CONSTRAINT\_DB\_ANG\_BRACK*, *VRNA\_CONSTRAINT\_DB\_RND\_BRACK*, *VRNA\_CONSTRAINT\_DB\_INTERMOL*, *VRNA\_CONSTRAINT\_DB\_INTRAMOL*

**Parameters**

- **option** – Option switch that tells which constraint help will be printed

```
void vrna_message_constraint_options_all(void)
```

```
#include <ViennaRNA/constraints/hard.h> Print structure constraint characters to stdout (full constraint support)
```

See also:

```
vrna_message_constraint_options(), vrna_constraints_add(), VRNA_CONSTRAINT_DB,
VRNA_CONSTRAINT_DB_PIPE, VRNA_CONSTRAINT_DB_DOT, VRNA_CONSTRAINT_DB_X,
VRNA_CONSTRAINT_DB_ANG_BRACK, VRNA_CONSTRAINT_DB_RND_BRACK,
VRNA_CONSTRAINT_DB_INTERMOL, VRNA_CONSTRAINT_DB_INTRAMOL
```

## High Level Constraints Interfaces

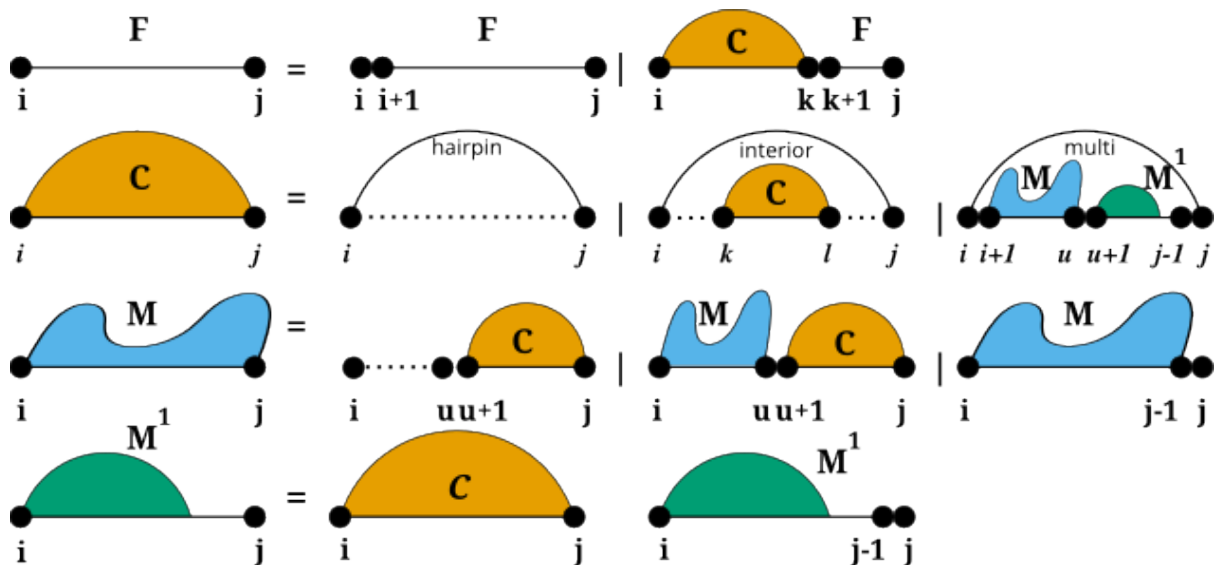
High-level interfaces that build upon the soft constraints framework can be obtained by the implementations in the submodules:

- *Post-transcriptional Base Modifications*
- *SHAPE Reactivity Data*
- *Incorporating Ligands Binding to Specific Sequence/Structure Motifs*

An implementation that generates soft constraints for unpaired nucleotides by minimizing the discrepancy between their predicted and expected pairing probability is available in submodule *Generate Soft Constraints from Data*.

## 7.2.5 Secondary Structure Folding Recurrences

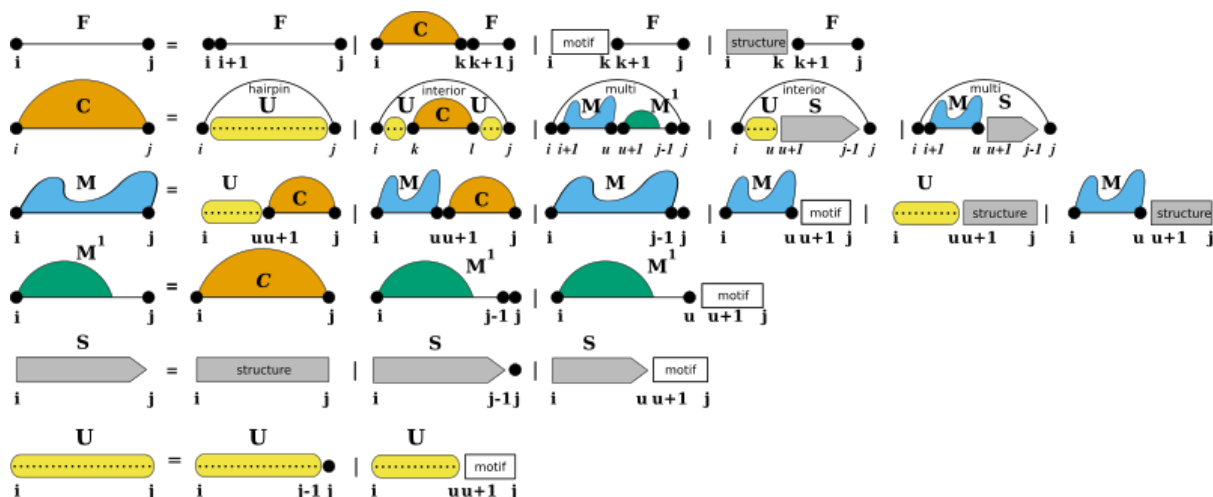
To predict secondary structures composed of the four distinguished loop types introduced before, all algorithms implemented in *RNAlib* follow a specific recursive decomposition scheme, also known as the *RNA folding grammar*, or *Secondary Structure Folding Recurrences*.



However, compared to other RNA secondary structure prediction libraries, our implementation allows for a fine-grained control of the above recursions by constraining both, the individual derivations of the grammar as well as the evaluation of particular loop contributions. Furthermore, we provide a mechanism to extend the above grammar with additional derivation rules, so-called *Domains*.

## 7.2.6 Additional Structural Domains

Some applications of RNA secondary structure prediction require an extension of the *regular RNA folding grammar*. For instance one would like to include proteins and other ligands binding to unpaired loop regions while competing with conventional base pairing. Another application could be that one may want to include the formation of self-enclosed structural modules, such as *G-quadruplexes*. For such applications, we provide a pair of additional domains that extend the regular RNA folding grammar, *Structured Domains* and *Unstructured Domains*.



While unstructured domains are usually determined by a more or less precise sequence motif, e.g. the binding site for a protein, structured domains are considered self-enclosed modules with a more or less complex pairing pattern. Our extension with these two domains introduces two production rules to fill additional dynamic processing matrices *S* and *U* where we store the pre-computed contributions of structured domains (*S*), and unstructured domains (*U*).

## 7.2.7 Structured Domains

Usually, structured domains represent self-enclosed structural modules that exhibit a more or less complex base pairing pattern. This can be more or less well-defined 3D motifs, such as *G-Quadruplexes*, or loops with additional non-canonical base pair interactions, such as *kink-turns*.

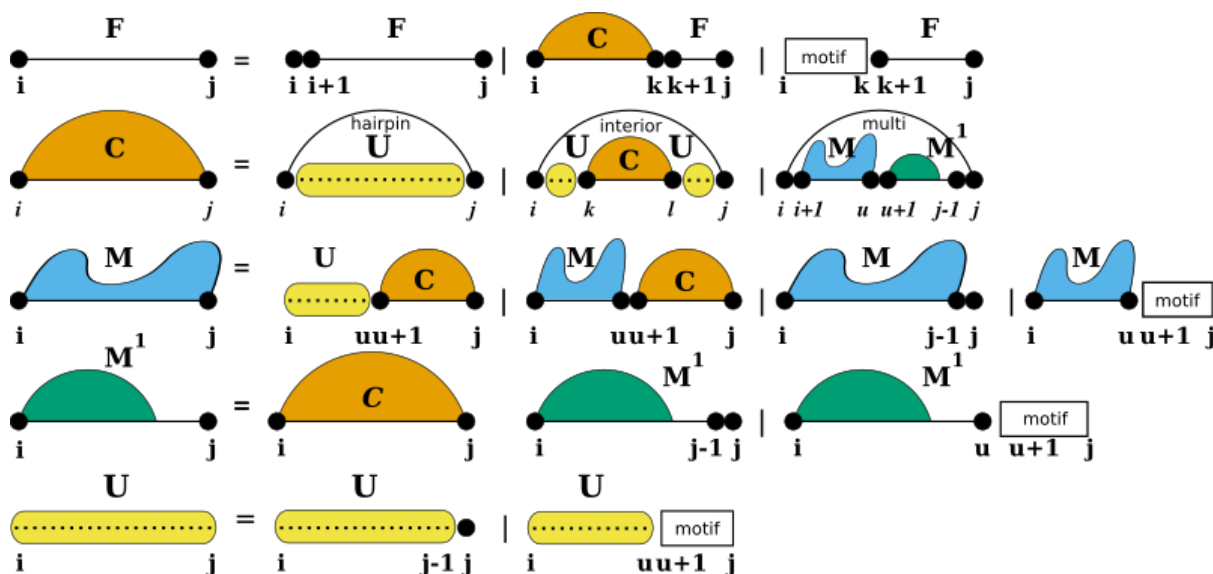
---

**Note:** Currently, our implementation only provides the specialized case of *G-Quadruplexes*.

---

## 7.2.8 Unstructured Domains

Unstructured domains appear in the production rules of the RNA folding grammar wherever new unpaired nucleotides are attached to a growing substructure (see also Lorenz *et al.* [2016]):



The white boxes represent the stretch of RNA bound to the ligand and represented by a more or less specific sequence motif. The motif itself is considered unable to form base pairs. The additional production rule U is used to precompute the contribution of unpaired stretches possibly bound by one or more ligands. The auxiliary DP matrix for this production rule is filled right before processing the other (regular) production rules of the RNA folding grammar.

## 7.2.9 Domain Extension API

For the sake of flexibility, each of the domains is associated with a specific data structure serving as an abstract interface to the extension. The interface uses callback functions to

- pre-compute arbitrary data, e.g. filling up additional dynamic programming matrices, and
- evaluate the contribution of a paired or unpaired structural feature of the RNA.

Implementations of these callbacks are separate for regular free energy evaluation, e.g. MFE prediction, and partition function applications. A data structure holding arbitrary data required for the callback functions can be associated to the domain as well. While *RNAlib* comes with a default implementation for structured and unstructured domains, the system is entirely user-customizable.

See also...

*Unstructured Domains, Structured Domains, G-Quadruplexes, Ligands Binding to Unstructured Domains*

## 7.2.10 Constraints on the Folding Grammar

Secondary Structure constraints can be subdivided into two groups:

- Hard Constraints
- Soft Constraints

While Hard-Constraints directly influence the production rules used in the folding recursions by allowing, disallowing, or enforcing certain decomposition steps, Soft-constraints on the other hand are used to change position specific contributions in the recursions by adding bonuses/penalties in form of pseudo free energies to certain loop configurations.

---

**Note:** Secondary structure constraints are always applied at decomposition level, i.e. in each step of the recursive structure decomposition, for instance during MFE prediction.

---

### 7.2.11 Hard Constraints API

Hard constraints as implemented in our library can be specified for individual loop types, i.e. the atomic derivations of the RNA folding grammar rules. Hence, the pairing behavior of both, single nucleotides and pairs of bases, can be constrained in every loop context separately. Additionally, an abstract implementation using a callback mechanism allows for full control of more complex hard constraints.

---

**See also...**

*Hard Constraints*

---

### 7.2.12 Soft Constraints API

For the sake of memory efficiency, we do not implement a loop context aware version of soft constraints. The *static* soft constraints as implemented only distinguish unpaired from paired nucleotides. This is usually sufficient for most use-case scenarios. However, similar to hard constraints, an abstract soft constraints implementation using a callback mechanism exists, that allows for any soft constraint that is compatible with the RNA folding grammar. Thus, loop contexts and even individual derivation rules can be addressed separately for maximum flexibility in soft-constraints application.

---

**See also...**

*Soft Constraints, Incorporating Ligands Binding to Specific Sequence/Structure Motifs, SHAPE Reactivity Data*

---

#### Typedefs

```
typedef int (*vrna_grammar_rule_f)(vrna_fold_compound_t *fc, int i, int j, void *data)
#include <ViennaRNA/grammar.h>
```

```
typedef void (*vrna_grammar_rule_f_aux)(vrna_fold_compound_t *fc, int i, int j, void *data)
#include <ViennaRNA/grammar.h>
```

```
typedef FLT_OR_DBL (*vrna_grammar_rule_f_exp)(vrna_fold_compound_t *fc, int i, int j, void *data)
```

```
    #include <ViennaRNA/grammar.h>
```

```
typedef void (*vrna_grammar_rule_f_aux_exp)(vrna_fold_compound_t *fc, int i, int j, void *data)
```

```
    #include <ViennaRNA/grammar.h>
```

```
typedef void (*vrna_grammar_cond_f)(vrna_fold_compound_t *fc, unsigned char stage, void *data)
```

```
    #include <ViennaRNA/grammar.h>
```

```
typedef void (*vrna_grammar_data_free_f)(void *data)
```

```
    #include <ViennaRNA/grammar.h> Free auxiliary data.
```

#### Param data

The auxiliary data to be free'd

```
typedef struct vrna_gr_aux_s vrna_gr_aux_t
```

```
    #include <ViennaRNA/grammar.h>
```

## Functions

```
int vrna_gr_set_aux_f(vrna_fold_compound_t *fc, vrna_grammar_rule_f cb)
```

```
    #include <ViennaRNA/grammar.h>
```

```
int vrna_gr_set_aux_exp_f(vrna_fold_compound_t *fc, vrna_grammar_rule_f_exp cb)
```

```
    #include <ViennaRNA/grammar.h>
```

```
int vrna_gr_set_aux_c(vrna_fold_compound_t *fc, vrna_grammar_rule_f cb)
```

```
    #include <ViennaRNA/grammar.h>
```

```
int vrna_gr_set_aux_exp_c(vrna_fold_compound_t *fc, vrna_grammar_rule_f_exp cb)
```

```
    #include <ViennaRNA/grammar.h>
```

```
int vrna_gr_set_aux_m(vrna_fold_compound_t *fc, vrna_grammar_rule_f cb)
```

```
    #include <ViennaRNA/grammar.h>
```

```
int vrna_gr_set_aux_exp_m(vrna_fold_compound_t *fc, vrna_grammar_rule_f_exp cb)
```

```
    #include <ViennaRNA/grammar.h>
```

```
int vrna_gr_set_aux_m1(vrna_fold_compound_t *fc, vrna_grammar_rule_f cb)
```

```
    #include <ViennaRNA/grammar.h>
```

```
int vrna_gr_set_aux_exp_m1(vrna_fold_compound_t *fc, vrna_grammar_rule_f_exp cb)
```

```
    #include <ViennaRNA/grammar.h>
```

```
int vrna_gr_set_aux(vrna_fold_compound_t *fc, vrna_grammar_rule_f_aux cb)
```

```
    #include <ViennaRNA/grammar.h>
```

```
int vrna_gr_set_aux_exp(vrna_fold_compound_t *fc, vrna_grammar_rule_f_aux_exp cb)
```

```
    #include <ViennaRNA/grammar.h>
```

```
int vrna_gr_set_data(vrna_fold_compound_t *fc, void *data, vrna_grammar_data_free_f free_data)
```

```
    #include <ViennaRNA/grammar.h>
```

```
int vrna_gr_set_cond(vrna_fold_compound_t *fc, vrna_grammar_cond_f cb)
```

```
    #include <ViennaRNA/grammar.h>
```

```
int vrna_gr_reset(vrna_fold_compound_t *fc)
    #include <ViennaRNA/grammar.h>
```

```
struct vrna_gr_aux_s
```

### Public Members

```
vrna_grammar_cond_f cb_proc
```

A callback for pre- and post-processing of auxiliary grammar rules.

```
vrna_grammar_rule_f cb_aux_f
```

```
vrna_grammar_rule_f cb_aux_c
```

```
vrna_grammar_rule_f cb_aux_m
```

```
vrna_grammar_rule_f cb_aux_m1
```

```
vrna_grammar_rule_f_aux cb_aux
```

```
vrna_grammar_rule_f_exp cb_aux_exp_f
```

```
vrna_grammar_rule_f_exp cb_aux_exp_c
```

```
vrna_grammar_rule_f_exp cb_aux_exp_m
```

```
vrna_grammar_rule_f_exp cb_aux_exp_m1
```

```
vrna_grammar_rule_f_aux_exp cb_aux_exp
```

```
void *data
```

```
vrna_grammar_data_free_f free_data
```

## 7.3 The RNA Secondary Structure Landscape

### 7.3.1 Neighborhood Relation and Move Sets for Secondary Structures

Different functions to generate structural neighbors of a secondary structure according to a particular Move Set.

This module contains methods to compute the neighbors of an RNA secondary structure. Neighbors of a given structure are all structures that differ in exactly one base pair. That means one can insert or delete base pairs in the given structure. These insertions and deletions of base pairs are usually called moves. A third move which is considered in these methods is a shift move. A shifted base pair has one stable position and one position that changes. These moves are encoded as follows:

- insertion:  $(i, j)$  where  $i, j > 0$
- deletion:  $(i, j)$  where  $i, j < 0$



- shift:  $(i, j)$  where either  $i > 0, j < 0$  or  $i < 0, j > 0$

The negative position of a shift indicates the position that has changed.

An example:

We are given a sequence **and** a structure.

Sequence AAGGAAACC

Structure ..(.....)

Indices 123456789

The given base pair **is** (3,9) **and** the neighbors are the insertion (4, 8), the deletion (-3,-9), the shift (3,-8) **and** the shift (-4, 9).

This leads to the neighbored structures:

...(.....)

.....

...(.....).

....(.....)

A simple method to construct all insertions is to iterate over the positions of a sequence twice. The first iteration has the index  $i$  in  $[1, \text{sequence length}]$ , the second iteration has the index  $j$  in  $[i+1, \text{sequence length}]$ . All pairs  $(i, j)$  with compatible letters and which are non-crossing with present base pairs are valid neighbored insertion moves. Valid deletion moves are all present base pairs with negative sign. Valid shift moves are constructed by taking all paired positions as fix position of a shift move and iterating over all positions of the sequence. If the letters of a position are compatible and if it the move is non-crossing with existing base pairs, we have a valid shift move. The method of generating shift moves can be accelerated by skipping neighbored base pairs.

If we need to construct all neighbors several times for subsequent moves, we can speed up the task by using the move set of the previous structure. The previous move set has to be filtered, such that all moves that would cross the next selected move are non-crossing. Next, the selected move has to be removed. Then one has to only to generate all moves that were not possible before. One move is the inverted selected move (if it was an insertion, simply make the indices negative). The generation of all other new moves is different and depends on the selected move. It is easy for an insertion move, because we have only to include all non-crossing shift moves, that are possible with the new base pair. For that we can either iterate over the sequence or we can select all crossing shift moves in the filter procedure and convert them into shifts.

The generation of new moves given a deletion is a little bit more complex, because we can create more moves. At first we can insert the deleted pair as insertion move. Then we generate all insertions that would have crossed the deleted base pair. Finally we construct all crossing shift moves.

If the given move is a shift, we can save much time by specifying the intervals for the generation of new moves. The interval which was enclosed by the positive position of the shift move and the previous paired position is the freed interval after applying the move. This freed interval includes all positions and base pairs that we need to construct new insertions and shifts. All these new moves have one position in the freed interval and the other position in the environment of the freed interval. The environment are all position which are outside the freed interval, but within the same enclosing loop of the shift move. The environment for valid base pairs can be divided into one or more intervals, depending on the shift move. The following examples describe a few scenarios to specify the intervals of the environment.

Example 1:

```
increase the freed interval with a shift move
AAAAGACAAGAAACAAAAGAGAAACAACAACAAGAAACAAACAAAA
....(....(....)....(....)..).....(....)..).... // structure before the shift
....(....(....)....(....).....)..(....)..).... // structure after the shift
.....[___]..... // freed interval
.....[_____]..... // interval that can pair with the
↔freed interval
```

Example 2:

```

switch the freed interval with a shift move
AAAAGACAAGAAACAAAAGAGAAACAACAACAAGAAACAAACAAAA
....(....(...)...(.(...)..).....(...)...)... // structure before the shift
....(.(...(...)...)(....)........(...)...)... // structure after the shift
.....[.....]..... // freed interval
....[-].....[.....].... // intervals that can pair with the
↳freed interval

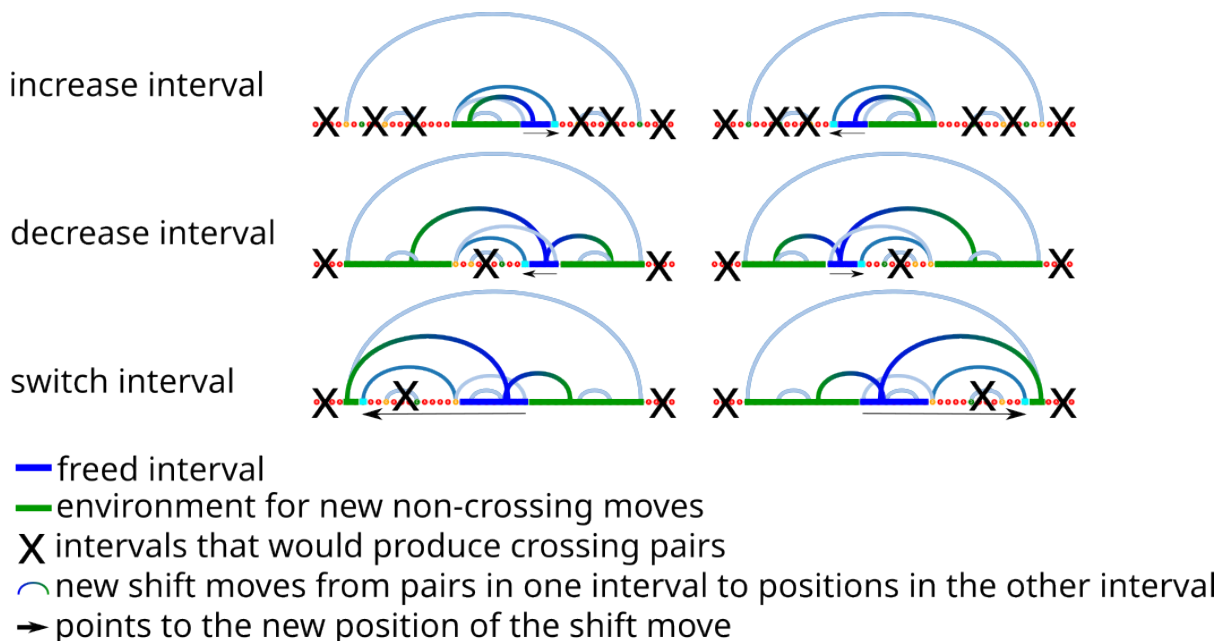
```

Example 3:

```

decrease the freed interval with a shift move
AAAAGACAAGAAACAAAAGAGAAACAACAACAAGAAACAAACAAAA
....(....(...)...(.(...)..).....(...)...)... // structure before the shift
....(....(...)...(.(...)..).....(...)...)... // structure after the shift
.....[.....]..... // freed interval
....[.....].....[.....].... // intervals that can pair with the
↳freed interval

```



Given the intervals of the environment and the freed interval, the new shift moves can be constructed quickly. One has to take all positions of pairs from the environment in order to create valid pairs with positions in the freed interval. The same procedure can be applied for the other direction. This is taking all paired positions within the freed interval in order to look for pairs with valid positions in the intervals of the environment.

## Defines

### VRNA\_MOVESET\_INSERTION

```
#include <ViennaRNA/landscape/move.h> Option flag indicating insertion move.
```

### See also:

```
vrna_neighbors(), vrna_neighbors_successive, vrna_path()
```

**VRNA\_MOVESET\_DELETION**

*#include* <ViennaRNA/landscape/move.h> Option flag indicating deletion move.

**See also:**

*vrna\_neighbors()*, *vrna\_neighbors\_successive*, *vrna\_path()*

**VRNA\_MOVESET\_SHIFT**

*#include* <ViennaRNA/landscape/move.h> Option flag indicating shift move.

**See also:**

*vrna\_neighbors()*, *vrna\_neighbors\_successive*, *vrna\_path()*

**VRNA\_MOVESET\_NO\_LP**

*#include* <ViennaRNA/landscape/move.h> Option flag indicating moves without lonely base pairs.

**See also:**

*vrna\_neighbors()*, *vrna\_neighbors\_successive*, *vrna\_path()*

**VRNA\_MOVESET\_DEFAULT**

*#include* <ViennaRNA/landscape/move.h> Option flag indicating default move set, i.e. insertions/deletion of a base pair.

**See also:**

*vrna\_neighbors()*, *vrna\_neighbors\_successive*, *vrna\_path()*

**VRNA\_MOVE\_NO\_APPLY**

*#include* <ViennaRNA/landscape/move.h>

**VRNA\_NEIGHBOR\_CHANGE**

*#include* <ViennaRNA/landscape/neighbor.h> State indicator for a neighbor that has been changed.

**See also:**

*vrna\_move\_neighbor\_diff\_cb()*

**VRNA\_NEIGHBOR\_INVALID**

*#include* <ViennaRNA/landscape/neighbor.h> State indicator for a neighbor that has been invalidated.

**See also:**

*vrna\_move\_neighbor\_diff\_cb()*

**VRNA\_NEIGHBOR\_NEW**

*#include* <ViennaRNA/landscape/neighbor.h> State indicator for a neighbor that has become newly available.

**See also:**

*vrna\_move\_neighbor\_diff\_cb()*

**Typedefs**

typedef struct *vrna\_move\_s* **vrna\_move\_t**

*#include <ViennaRNA/landscape/move.h>* A single move that transforms a secondary structure into one of its neighbors.

typedef void (**\*vrna\_move\_update\_f**)(*vrna\_fold\_compound\_t* \*fc, *vrna\_move\_t* neighbor, unsigned int state, void \*data)

*#include <ViennaRNA/landscape/neighbor.h>* Prototype of the neighborhood update callback.

**See also:**

*vrna\_move\_neighbor\_diff\_cb()*, *VRNA\_NEIGHBOR\_CHANGE*, *VRNA\_NEIGHBOR\_INVALID*, *VRNA\_NEIGHBOR\_NEW*

**Param fc**

The fold compound the calling function is working on

**Param neighbor**

The move that generates the (changed or new) neighbor

**Param state**

The state of the neighbor (move) as supplied by argument *neighbor*

**Param data**

Some arbitrary data pointer as passed to *vrna\_move\_neighbor\_diff\_cb()*

void() **vrna\_callback\_move\_update** (*vrna\_fold\_compound\_t* \*fc, *vrna\_move\_t* neighbor, unsigned int state, void \*data)

*#include <ViennaRNA/landscape/neighbor.h>*

**Functions**

*vrna\_move\_t* **vrna\_move\_init**(int pos\_5, int pos\_3)

*#include <ViennaRNA/landscape/move.h>* Create an atomic move.

**See also:**

*vrna\_move\_s*

**Parameters**

- **pos\_5** – The 5' position of the move (positive for insertions, negative for removal, any value for shift moves)
- **pos\_3** – The 3' position of the move (positive for insertions, negative for removal, any value for shift moves)

**Returns**

An atomic move as specified by *pos\_5* and *pos\_3*

void **vrna\_move\_list\_free**(*vrna\_move\_t* \*moves)

*#include <ViennaRNA/landscape/move.h>* delete all moves in a zero terminated list.

void **vrna\_move\_apply**(short \*pt, const *vrna\_move\_t* \*m)

*#include <ViennaRNA/landscape/move.h>* Apply a particular move / transition to a secondary structure, i.e. transform a structure.

#### Parameters

- **pt** – [inout] The pair table representation of the secondary structure
- **m** – [in] The move to apply

void **vrna\_move\_apply\_db**(char \*structure, const short \*pt, const *vrna\_move\_t* \*m)

*#include <ViennaRNA/landscape/move.h>*

int **vrna\_move\_is\_removal**(const *vrna\_move\_t* \*m)

*#include <ViennaRNA/landscape/move.h>* Test whether a move is a base pair removal.

#### Parameters

- **m** – The move to test against

#### Returns

Non-zero if the move is a base pair removal, 0 otherwise

int **vrna\_move\_is\_insertion**(const *vrna\_move\_t* \*m)

*#include <ViennaRNA/landscape/move.h>* Test whether a move is a base pair insertion.

#### Parameters

- **m** – The move to test against

#### Returns

Non-zero if the move is a base pair insertion, 0 otherwise

int **vrna\_move\_is\_shift**(const *vrna\_move\_t* \*m)

*#include <ViennaRNA/landscape/move.h>* Test whether a move is a base pair shift.

#### Parameters

- **m** – The move to test against

#### Returns

Non-zero if the move is a base pair shift, 0 otherwise

int **vrna\_move\_compare**(const *vrna\_move\_t* \*m, const *vrna\_move\_t* \*b, const short \*pt)

*#include <ViennaRNA/landscape/move.h>* Compare two moves.

The function compares two moves **m** and **b** and returns whether move **m** is lexicographically smaller (-1), larger (1) or equal to move **b**.

If any of the moves **m** or **b** is a shift move, this comparison only makes sense in a structure context. Thus, the third argument with the current structure must be provided.

---

**Note:** This function returns 0 (equality) upon any error, e.g. missing input

---

<p><b>Warning:</b> Currently, shift moves are not supported!</p>
--

#### Parameters

- **m** – The first move of the comparison
- **b** – The second move of the comparison

- **pt** – The pair table of the current structure that is compatible with both moves (maybe NULL if moves are guaranteed to be no shifts)

**Returns**

-1 if  $m < b$ , 1 if  $m > b$ , 0 otherwise

void **vrna\_loopidx\_update**(int \*loopidx, const short \*pt, int length, const *vrna\_move\_t* \*m)

*#include <ViennaRNA/landscape/neighbor.h>* Alters the loopIndices array that was constructed with *vrna\_loopidx\_from\_ptable()*.

The loopIndex of the current move will be inserted. The correctness of the input will not be checked because the speed should be optimized.

**Parameters**

- **loopidx** – [inout] The loop index data structure that needs an update
- **pt** – [in] A pair table on which the move will be executed
- **length** – The length of the structure
- **m** – [in] The move that is applied to the current structure

*vrna\_move\_t* \*vrna\_neighbors(*vrna\_fold\_compound\_t* \*fc, const short \*pt, unsigned int options)

*#include <ViennaRNA/landscape/neighbor.h>* Generate neighbors of a secondary structure.

This function allows one to generate all structural neighbors (according to a particular move set) of an RNA secondary structure. The neighborhood is then returned as a list of transitions / moves required to transform the current structure into the actual neighbor.

*SWIG Wrapper Notes:*

This function is attached as an overloaded method `neighbors()` to objects of type `fold_compound`. The optional parameter `options` defaults to `VRNA_MOVESET_DEFAULT` if it is omitted. See, e.g. `RNA.fold_compound.neighbors()` in the *Python API*.

**See also:**

*vrna\_neighbors\_successive()*, *vrna\_move\_apply()*, `VRNA_MOVESET_INSERTION`, `VRNA_MOVESET_DELETION`, `VRNA_MOVESET_SHIFT`, `VRNA_MOVESET_DEFAULT`

**Parameters**

- **fc** – [in] A *vrna\_fold\_compound\_t* containing the energy parameters and model details
- **pt** – [in] The pair table representation of the structure
- **options** – Options to modify the behavior of this function, e.g. available move set

**Returns**

Neighbors as a list of moves / transitions (the last element in the list has both of its fields set to 0)

*vrna\_move\_t* \*vrna\_neighbors\_successive(const *vrna\_fold\_compound\_t* \*fc, const *vrna\_move\_t* \*curr\_move, const short \*prev\_pt, const *vrna\_move\_t* \*prev\_neighbors, int size\_prev\_neighbors, int size\_neighbors, unsigned int options)

*#include <ViennaRNA/landscape/neighbor.h>* Generate neighbors of a secondary structure (the fast way)

This function implements a fast way to generate all neighbors of a secondary structure that results from successive applications of individual moves. The speed-up results from updating an already known list of valid neighbors before the individual move towards the current structure took place. In essence, this function removes neighbors that are not accessible anymore and inserts neighbors emerging after a move took place.

**See also:**

*vrna\_neighbors()*, *vrna\_move\_apply()*, *VRNA\_MOVESET\_INSERTION*,  
*VRNA\_MOVESET\_DELETION*, *VRNA\_MOVESET\_SHIFT*, *VRNA\_MOVESET\_DEFAULT*

**Parameters**

- **fc** – [in] A *vrna\_fold\_compound\_t* containing the energy parameters and model details
- **curr\_move** – [in] The move that was/will be applied to *prev\_pt*
- **prev\_pt** – [in] A pair table representation of the structure before *curr\_move* is/was applied
- **prev\_neighbors** – [in] The list of neighbors of *prev\_pt*
- **size\_prev\_neighbors** – The size of *prev\_neighbors*, i.e. the lists length
- **size\_neighbors** – [out] A pointer to store the size / length of the new neighbor list
- **options** – Options to modify the behavior of this function, e.g. available move set

**Returns**

Neighbors as a list of moves / transitions (the last element in the list has both of its fields set to 0)

```
int vrna_move_neighbor_diff_cb(vrna_fold_compound_t *fc, short *ptable, vrna_move_t move,
                             vrna_move_update_f cb, void *data, unsigned int options)
```

*#include* <*ViennaRNA/landscape/neighbor.h*> Apply a move to a secondary structure and indicate which neighbors have changed consequentially.

This function applies a move to a secondary structure and explores the local neighborhood of the affected loop. Any changes to previously compatible neighbors that have been affected by this loop will be reported through a callback function. In particular, any of the three cases might appear:

- A previously available neighbor move has changed, usually the free energy change of the move (*VRNA\_NEIGHBOR\_CHANGE*)
- A previously available neighbor move became invalid (*VRNA\_NEIGHBOR\_INVALID*)
- A new neighbor move becomes available (*VRNA\_NEIGHBOR\_NEW*)

**See also:**

*vrna\_move\_neighbor\_diff()*, *VRNA\_NEIGHBOR\_CHANGE*, *VRNA\_NEIGHBOR\_INVALID*,  
*VRNA\_NEIGHBOR\_NEW*, *vrna\_move\_update\_f*, *#VRNA\_MOVE\_NO\_APPLY*

**Parameters**

- **fc** – A fold compound for the RNA sequence(s) that this function operates on
- **ptable** – The current structure as pair table
- **move** – The move to apply
- **cb** – The address of the callback function that is passed the neighborhood changes
- **data** – An arbitrary data pointer that will be passed through to the callback function *cb*
- **options** – Options to modify the behavior of this function, .e.g available move set

**Returns**

Non-zero on success, 0 otherwise

```
vrna_move_t *vrna_move_neighbor_diff(vrna_fold_compound_t *fc, short *ptable, vrna_move_t
                                     move, vrna_move_t **invalid_moves, unsigned int options)
```

`#include <ViennaRNA/landscape/neighbor.h>` Apply a move to a secondary structure and indicate which neighbors have changed consequentially.

Similar to `vrna_move_neighbor_diff_cb()`, this function applies a move to a secondary structure and reports back the neighbors of the current structure become affected by this move. Instead of executing a callback for each of the affected neighbors, this function compiles two lists of neighbor moves, one that is returned and consists of all moves that are novel or may have changed in energy, and a second, `invalid_moves`, that consists of all the neighbor moves that become invalid, respectively.

#### Parameters

- **fc** – A fold compound for the RNA sequence(s) that this function operates on
- **ptable** – The current structure as pair table
- **move** – The move to apply
- **invalid\_moves** – The address of a move list where the function stores those moves that become invalid
- **options** – Options to modify the behavior of this function, .e.g available move set

#### Returns

A list of moves that might have changed in energy or are novel compared to the structure before application of the move

```
struct vrna_move_s
```

`#include <ViennaRNA/landscape/move.h>` An atomic representation of the transition / move from one structure to its neighbor.

An atomic transition / move may be one of the following:

- a **base pair insertion**,
- a **base pair removal**, or
- a **base pair shift** where an existing base pair changes one of its pairing partner.

These moves are encoded by two integer values that represent the affected 5' and 3' nucleotide positions. Furthermore, we use the following convention on the signedness of these encodings:

- both values are positive for *insertion moves*
- both values are negative for *base pair removals*
- both values have different signedness for *shift moves*, where the positive value indicates the nucleotide that stays constant, and the others absolute value is the new pairing partner

---

**Note:** A value of 0 in either field is used as list-end indicator and doesn't represent any valid move.

---

## Public Members

```
int pos_5
```

The (absolute value of the) 5' position of a base pair, or any position of a shifted pair.

```
int pos_3
```

The (absolute value of the) 3' position of a base pair, or any position of a shifted pair.



`vrna_move_t *next`

The next base pair (if an elementary move changes more than one base pair), or NULL Has to be terminated with move 0,0.

### 7.3.2 (Re-)folding Paths, Saddle Points, Energy Barriers, and Local Minima

API for various RNA folding path algorithms.

This part of our API allows for generating RNA secondary structure (re-)folding paths between two secondary structures or simply starting from a single structure.

This is most important if an estimate of the refolding energy barrier between two structures is required, or a structure's corresponding local minimum needs to be determined, e.g. through a gradient-descent walk.

This part of the interface is further split into the following sections:

- *Direct Refolding Paths between two Secondary Structures*, and
- *Folding Paths that start at a single Secondary Structure*

#### Defines

##### VRNA\_PATH\_TYPE\_DOT\_BRACKET

`#include <ViennaRNA/landscape/paths.h>` Flag to indicate producing a (re-)folding path as list of dot-bracket structures.

##### See also:

`vrna_path_t`, `vrna_path_options_findpath()`, `vrna_path_direct()`, `vrna_path_direct_ub()`

##### VRNA\_PATH\_TYPE\_MOVES

`#include <ViennaRNA/landscape/paths.h>` Flag to indicate producing a (re-)folding path as list of transition moves.

##### See also:

`vrna_path_t`, `vrna_path_options_findpath()`, `vrna_path_direct()`, `vrna_path_direct_ub()`

#### Typedefs

`typedef struct vrna_path_s vrna_path_t`

`#include <ViennaRNA/landscape/paths.h>` Typename for the refolding path data structure `vrna_path_s`.

`typedef struct vrna_path_options_s *vrna_path_options_t`

`#include <ViennaRNA/landscape/paths.h>` Options data structure for (re-)folding path implementations.

## Functions

void **vrna\_path\_free**(vrna\_path\_t \*path)

*#include <ViennaRNA/landscape/paths.h>* Release (free) memory occupied by a (re-)folding path.

**See also:**

*vrna\_path\_direct(), vrna\_path\_direct\_ub(), vrna\_path\_findpath(), vrna\_path\_findpath\_ub()*

### Parameters

- **path** – The refolding path to be free'd

void **vrna\_path\_options\_free**(vrna\_path\_options\_t options)

*#include <ViennaRNA/landscape/paths.h>* Release (free) memory occupied by an options data structure for (re-)folding path implementations.

**See also:**

*vrna\_path\_options\_findpath(), vrna\_path\_direct(), vrna\_path\_direct\_ub()*

### Parameters

- **options** – The options data structure to be free'd

struct **vrna\_path\_s**

*#include <ViennaRNA/landscape/paths.h>* An element of a refolding path list.

Usually, one has to deal with an array of *vrna\_path\_s*, e.g. returned from one of the refolding-path algorithms.

Since in most cases the length of the list is not known in advance, such lists have an *end-of-list* marker, which is either:

- a value of *NULL* for *vrna\_path\_s::s* if *vrna\_path\_s::type* = *VRNA\_PATH\_TYPE\_DOT\_BRACKET*, or
- a *vrna\_path\_s::move* with zero in both fields *vrna\_move\_t::pos\_5* and *vrna\_move\_t::pos\_3* if *vrna\_path\_s::type* = *VRNA\_PATH\_TYPE\_MOVES*.

In the following we show an example for how to cover both cases of iteration:

```
vrna_path_t *ptr = path; // path was returned from one of the refolding path_
↳functions, e.g. vrna_path_direct()

if (ptr) {
  if (ptr->type == VRNA_PATH_TYPE_DOT_BRACKET) {
    for (; ptr->s; ptr++)
      printf("%s [%6.2f]\n", ptr->s, ptr->en);
  } else if (ptr->type == VRNA_PATH_TYPE_MOVES) {
    for (; ptr->move.pos_5 != 0; ptr++)
      printf("move %d:%d, dG = %6.2f\n", ptr->move.pos_5, ptr->move.pos_3,
↳ptr->en);
  }
}
```

**See also:***vrna\_path\_free()***Public Members**unsigned int **type**

The type of the path element.

A value of *VRNA\_PATH\_TYPE\_DOT\_BRACKET* indicates that *vrna\_path\_s::s* consists of the secondary structure in dot-bracket notation, and *vrna\_path\_s::en* the corresponding free energy.

On the other hand, if the value is *VRNA\_PATH\_TYPE\_MOVES*, *vrna\_path\_s::s* is *NULL* and *vrna\_path\_s::move* is set to the transition move that transforms a previous structure into it's neighbor along the path. In this case, the attribute *vrna\_path\_s::en* states the change in free energy with respect to the structure before application of *vrna\_path\_s::move*.

double **en**

Free energy of current structure.

char \***s**

Secondary structure in dot-bracket notation.

*vrna\_move\_t* **move**

Move that transforms the previous structure into it's next neighbor along the path.

### 7.3.3 Direct Refolding Paths between two Secondary Structures

Heuristics to explore direct, optimal (re-)folding paths between two secondary structures.

**Functions**

int **vrna\_path\_findpath\_saddle**(*vrna\_fold\_compound\_t* \*fc, const char \*s1, const char \*s2, int width)  
*#include <ViennaRNA/landscape/findpath.h>* Find energy of a saddle point between 2 structures (search only direct path)

This function uses an implementation of the *findpath* algorithm [Flamm *et al.*, 2001] for near-optimal direct refolding path prediction.

Model details, and energy parameters are used as provided via the parameter 'fc'. The *vrna\_fold\_compound\_t* does not require memory for any DP matrices, but requires all most basic init values as one would get from a call like this:

```
fc = vrna_fold_compound(sequence, NULL, VRNA_OPTION_DEFAULT);
```

*SWIG Wrapper Notes:*

This function is attached as an overloaded method *path\_findpath\_saddle()* to objects of type *fold\_compound*. The optional parameter *width* defaults to 1 if it is omitted. See, e.g. *RNA.fold\_compound.path\_findpath\_saddle()* in the *Python API*.

**See also:**

`vrna_path_findpath_saddle_ub()`, `vrna_fold_compound()`, `vrna_fold_compound_t`,  
`vrna_path_findpath()`

**Parameters**

- **fc** – The `vrna_fold_compound_t` with precomputed sequence encoding and model details
- **s1** – The start structure in dot-bracket notation
- **s2** – The target structure in dot-bracket notation
- **width** – A number specifying how many structures are being kept at each step during the search

**Returns**

The saddle energy in 10cal/mol

```
int vrna_path_findpath_saddle_ub(vrna_fold_compound_t *fc, const char *s1, const char *s2, int
                                width, int maxE)
```

`#include <ViennaRNA/landscape/findpath.h>` Find energy of a saddle point between 2 structures (search only direct path)

This function uses an implementation of the *findpath* algorithm [Flamm *et al.*, 2001] for near-optimal direct refolding path prediction.

Model details, and energy parameters are used as provided via the parameter 'fc'. The `vrna_fold_compound_t` does not require memory for any DP matrices, but requires all most basic init values as one would get from a call like this:

```
fc = vrna_fold_compound(sequence, NULL, VRNA_OPTION_DEFAULT);
```

*SWIG Wrapper Notes:*

This function is attached as an overloaded method `path_findpath_saddle()` to objects of type `fold_compound`. The optional parameter `width` defaults to 1 if it is omitted, while the optional parameter `maxE` defaults to INF. In case the function did not find a path with  $E_{saddle} < E_{max}$  the function returns a NULL object, i.e. `undef` for Perl and `None` for Python. See, e.g. `RNA.fold_compound.path_findpath_saddle()` in the *Python API*.

**See also:**

`vrna_path_findpath_saddle()`, `vrna_fold_compound()`, `vrna_fold_compound_t`, `vrna_path_findpath()`

**Warning:** The argument `maxE` ( $E_{max}$ ) enables one to specify an upper bound, or maximum free energy for the saddle point between the two input structures. If no path with  $E_{saddle} < E_{max}$  is found, the function simply returns `maxE`

**Parameters**

- **fc** – The `vrna_fold_compound_t` with precomputed sequence encoding and model details
- **s1** – The start structure in dot-bracket notation
- **s2** – The target structure in dot-bracket notation
- **width** – A number specifying how many structures are being kept at each step during the search
- **maxE** – An upper bound for the saddle point energy in 10cal/mol

**Returns**

The saddle energy in 10cal/mol

```
vrna_path_t *vrna_path_findpath(vrna_fold_compound_t *fc, const char *s1, const char *s2, int width)
```

`#include <ViennaRNA/landscape/findpath.h>` Find refolding path between 2 structures (search only direct path)

This function uses an implementation of the *findpath* algorithm [Flamm *et al.*, 2001] for near-optimal direct refolding path prediction.

Model details, and energy parameters are used as provided via the parameter 'fc'. The *vrna\_fold\_compound\_t* does not require memory for any DP matrices, but requires all most basic init values as one would get from a call like this:

```
fc = vrna_fold_compound(sequence, NULL, VRNA_OPTION_DEFAULT);
```

*SWIG Wrapper Notes:*

This function is attached as an overloaded method `path_findpath()` to objects of type `fold_compound`. The optional parameter `width` defaults to 1 if it is omitted. See, e.g. [RNA.fold\\_compound.path\\_findpath\(\)](#) in the *Python API*.

**See also:**

```
vrna_path_findpath_ub(),          vrna_fold_compound(),          vrna_fold_compound_t,  
vrna_path_findpath_saddle()
```

**Parameters**

- **fc** – The *vrna\_fold\_compound\_t* with precomputed sequence encoding and model details
- **s1** – The start structure in dot-bracket notation
- **s2** – The target structure in dot-bracket notation
- **width** – A number specifying how many structures are being kept at each step during the search

**Returns**

The saddle energy in 10cal/mol

```
vrna_path_t *vrna_path_findpath_ub(vrna_fold_compound_t *fc, const char *s1, const char *s2, int width, int maxE)
```

`#include <ViennaRNA/landscape/findpath.h>` Find refolding path between 2 structures (search only direct path)

This function uses an implementation of the *findpath* algorithm [Flamm *et al.*, 2001] for near-optimal direct refolding path prediction.

Model details, and energy parameters are used as provided via the parameter 'fc'. The *vrna\_fold\_compound\_t* does not require memory for any DP matrices, but requires all most basic init values as one would get from a call like this:

```
fc = vrna_fold_compound(sequence, NULL, VRNA_OPTION_DEFAULT);
```

*SWIG Wrapper Notes:*

This function is attached as an overloaded method `path_findpath()` to objects of type `fold_compound`. The optional parameter `width` defaults to 1 if it is omitted, while the optional parameter `maxE` defaults to INF. In case the function did not find a path with  $E_{saddle} < E_{max}$  the

function returns an empty list. See, e.g. `RNA.fold_compound.path_findpath()` in the *Python API*.

**See also:**

`vrna_path_findpath()`, `vrna_fold_compound()`, `vrna_fold_compound_t`, `vrna_path_findpath_saddle()`

**Warning:** The argument `maxE` enables one to specify an upper bound, or maximum free energy for the saddle point between the two input structures. If no path with  $E_{saddle} < E_{max}$  is found, the function simply returns `NULL`

**Parameters**

- **fc** – The `vrna_fold_compound_t` with precomputed sequence encoding and model details
- **s1** – The start structure in dot-bracket notation
- **s2** – The target structure in dot-bracket notation
- **width** – A number specifying how many structures are being kept at each step during the search
- **maxE** – An upper bound for the saddle point energy in 10cal/mol

**Returns**

The saddle energy in 10cal/mol

`vrna_path_options_t vrna_path_options_findpath(int width, unsigned int type)`

`#include <ViennaRNA/landscape/paths.h>` Create options data structure for findpath direct (re-)folding path heuristic.

This function returns an options data structure that switches the `vrna_path_direct()` and `vrna_path_direct_ub()` API functions to use the `findpath` [Flamm *et al.*, 2001] heuristic. The parameter `width` specifies the width of the breadth-first search while the second parameter `type` allows one to set the type of the returned (re-)folding path.

Currently, the following return types are available:

- A list of dot-bracket structures and corresponding free energy (flag: `VRNA_PATH_TYPE_DOT_BRACKET`)
- A list of transition moves and corresponding free energy changes (flag: `VRNA_PATH_TYPE_MOVES`)

*SWIG Wrapper Notes:*

This function is available as overloaded function `path_options_findpath()`. The optional parameter `width` defaults to 10 if omitted, while the optional parameter `type` defaults to `VRNA_PATH_TYPE_DOT_BRACKET`. See, e.g. `RNA.path_options_findpath()` in the *Python API*.

**See also:**

`VRNA_PATH_TYPE_DOT_BRACKET`, `VRNA_PATH_TYPE_MOVES`, `vrna_path_options_free()`, `vrna_path_direct()`, `vrna_path_direct_ub()`

**Parameters**

- **width** – Width of the breath-first search strategy
- **type** – Setting that specifies how the return (re-)folding path should be encoded

**Returns**

An options data structure with settings for the findpath direct path heuristic

```
vrna_path_t *vrna_path_direct(vrna_fold_compound_t *fc, const char *s1, const char *s2,
                             vrna_path_options_t options)
```

*#include <ViennaRNA/landscape/paths.h>* Determine an optimal direct (re-)folding path between two secondary structures.

This is the generic wrapper function to retrieve (an optimal) (re-)folding path between two secondary structures *s1* and *s2*. The actual algorithm that is used to generate the (re-)folding path is determined by the settings specified in the *options* data structure. This data structure also determines the return type, which might be either:

- a list of dot-bracket structures with corresponding free energy, or
- a list of transition moves with corresponding free energy change

If the *options* parameter is passed a *NULL* pointer, this function defaults to the *findpath heuristic* [Flamm *et al.*, 2001] with a breadth-first search width of 10, and the returned path consists of dot-bracket structures with corresponding free energies.

#### SWIG Wrapper Notes:

This function is attached as an overloaded method `path_direct()` to objects of type `fold_compound`. The optional parameter *options* defaults to *NULL* if it is omitted. See, e.g. `RNA.fold_compound.path_direct()` in the *Python API*.

#### See also:

`vrna_path_direct_ub()`, `vrna_path_options_findpath()`, `vrna_path_options_free()`, `vrna_path_free()`

#### Parameters

- **fc** – The `vrna_fold_compound_t` with precomputed sequence encoding and model details
- **s1** – The start structure in dot-bracket notation
- **s2** – The target structure in dot-bracket notation
- **options** – An options data structure that specifies the path heuristic and corresponding settings (maybe *NULL*)

#### Returns

An optimal (re-)folding path between the two input structures

```
vrna_path_t *vrna_path_direct_ub(vrna_fold_compound_t *fc, const char *s1, const char *s2, int
                                maxE, vrna_path_options_t options)
```

*#include <ViennaRNA/landscape/paths.h>* Determine an optimal direct (re-)folding path between two secondary structures.

This function is similar to `vrna_path_direct()`, but allows to specify an *upper-bound* for the saddle point energy. The underlying algorithms will stop determining an (optimal) (re-)folding path, if none can be found that has a saddle point below the specified upper-bound threshold *maxE*.

#### SWIG Wrapper Notes:

This function is attached as an overloaded method `path_direct()` to objects of type `fold_compound`. The optional parameter *maxE* defaults to `#INT_MAX - 1` if it is omitted, while the optional parameter *options* defaults to *NULL*. In case the function did not find a path with  $E_{saddle} < E_{max}$  it returns an empty list. See, e.g. `RNA.fold_compound.path_direct()` in the *Python API*.

#### See also:

`vrna_path_direct_ub()`, `vrna_path_options_findpath()`, `vrna_path_options_free()`, `vrna_path_free()`

**Warning:** The argument `maxE` enables one to specify an upper bound, or maximum free energy for the saddle point between the two input structures. If no path with  $E_{saddle} < E_{max}$  is found, the function simply returns `NULL`

#### Parameters

- **fc** – The `vrna_fold_compound_t` with precomputed sequence encoding and model details
- **s1** – The start structure in dot-bracket notation
- **s2** – The target structure in dot-bracket notation
- **maxE** – Upper bound for the saddle point along the (re-)folding path
- **options** – An options data structure that specifies the path heuristic and corresponding settings (maybe `NULL`)

#### Returns

An optimal (re-)folding path between the two input structures

### 7.3.4 Folding Paths that start at a single Secondary Structure

Implementation of gradient- and random walks starting from a single secondary structure.

#### Defines

##### **VRNA\_PATH\_STEEPEST\_DESCENT**

`#include <ViennaRNA/landscape/walk.h>` Option flag to request a steepest descent / gradient path.

##### **See also:**

`vrna_path()`

##### **VRNA\_PATH\_RANDOM**

`#include <ViennaRNA/landscape/walk.h>` Option flag to request a random walk path.

##### **See also:**

`vrna_path()`

##### **VRNA\_PATH\_NO\_TRANSITION\_OUTPUT**

`#include <ViennaRNA/landscape/walk.h>` Option flag to omit returning the transition path.

##### **See also:**

`vrna_path()`, `vrna_path_gradient()`, `vrna_path_random()`



**VRNA\_PATH\_DEFAULT**

*#include* <ViennaRNA/landscape/walk.h> Option flag to request defaults (steepest descent / default move set)

**See also:**

*vrna\_path()*, *VRNA\_PATH\_STEEPEST\_DESCENT*, *VRNA\_MOVESET\_DEFAULT*

**Functions**

*vrna\_move\_t* \***vrna\_path**(*vrna\_fold\_compound\_t* \*fc, short \*pt, unsigned int steps, unsigned int options)

*#include* <ViennaRNA/landscape/walk.h> Compute a path, store the final structure, and return a list of transition moves from the start to the final structure.

This function computes, given a start structure in pair table format, a transition path, updates the pair table to the final structure of the path. Finally, if not requested otherwise by using the *VRNA\_PATH\_NO\_TRANSITION\_OUTPUT* flag in the *options* field, this function returns a list of individual transitions that lead from the start to the final structure if requested.

The currently available transition paths are

- Steepest Descent / Gradient walk (flag: *VRNA\_PATH\_STEEPEST\_DESCENT*)
- Random walk (flag: *VRNA\_PATH\_RANDOM*)

The type of transitions must be set through the *options* parameter

*SWIG Wrapper Notes:*

This function is attached as an overloaded method *path()* to objects of type *fold\_compound*. The optional parameter *options* defaults to *VRNA\_PATH\_DEFAULT* if it is omitted. See, e.g. *RNA.fold\_compound.path()* in the *Python API*.

**See also:**

*vrna\_path\_gradient()*, *vrna\_path\_random()*, *vrna\_ptable()*, *vrna\_ptable\_copy()*,  
*vrna\_fold\_compound()* *VRNA\_PATH\_STEEPEST\_DESCENT*, *VRNA\_PATH\_RANDOM*,  
*VRNA\_MOVESET\_DEFAULT*, *VRNA\_MOVESET\_SHIFT*, *VRNA\_PATH\_NO\_TRANSITION\_OUTPUT*

---

**Note:** Since the result is written to the input structure you may want to use *vrna\_ptable\_copy()* before calling this function to keep the initial structure

---

**Parameters**

- **fc** – [**in**] A *vrna\_fold\_compound\_t* containing the energy parameters and model details
- **pt** – [**inout**] The pair table containing the start structure. Used to update to the final structure after execution of this function
- **options** – [**in**] Options to modify the behavior of this function

**Returns**

A list of transition moves (default), or NULL (if *options* & *VRNA\_PATH\_NO\_TRANSITION\_OUTPUT*)

*vrna\_move\_t* \***vrna\_path\_gradient**(*vrna\_fold\_compound\_t* \*fc, short \*pt, unsigned int options)

*#include* <ViennaRNA/landscape/walk.h> Compute a steepest descent / gradient path, store the final structure, and return a list of transition moves from the start to the final structure.

This function computes, given a start structure in pair table format, a steepest descent path, updates the pair table to the final structure of the path. Finally, if not requested otherwise by using the `VRNA_PATH_NO_TRANSITION_OUTPUT` flag in the `options` field, this function returns a list of individual transitions that lead from the start to the final structure if requested.

#### SWIG Wrapper Notes:

This function is attached as an overloaded method `path_gradient()` to objects of type `fold_compound`. The optional parameter `options` defaults to `VRNA_PATH_DEFAULT` if it is omitted. See, e.g. `RNA.fold_compound.path_gradient()` in the *Python API*.

#### See also:

`vrna_path_random()`, `vrna_path()`, `vrna_ptable()`, `vrna_ptable_copy()`,  
`vrna_fold_compound()` `VRNA_MOVESET_DEFAULT`, `VRNA_MOVESET_SHIFT`,  
`VRNA_PATH_NO_TRANSITION_OUTPUT`

---

**Note:** Since the result is written to the input structure you may want to use `vrna_ptable_copy()` before calling this function to keep the initial structure

---

#### Parameters

- **fc** – [in] A `vrna_fold_compound_t` containing the energy parameters and model details
- **pt** – [inout] The pair table containing the start structure. Used to update to the final structure after execution of this function
- **options** – [in] Options to modify the behavior of this function

#### Returns

A list of transition moves (default), or NULL (if `options` & `VRNA_PATH_NO_TRANSITION_OUTPUT`)

```
vrna_move_t *vrna_path_random(vrna_fold_compound_t *fc, short *pt, unsigned int steps, unsigned int options)
```

`#include <ViennaRNA/landscape/walk.h>` Generate a random walk / path of a given length, store the final structure, and return a list of transition moves from the start to the final structure.

This function generates, given a start structure in pair table format, a random walk / path, updates the pair table to the final structure of the path. Finally, if not requested otherwise by using the `VRNA_PATH_NO_TRANSITION_OUTPUT` flag in the `options` field, this function returns a list of individual transitions that lead from the start to the final structure if requested.

#### SWIG Wrapper Notes:

This function is attached as an overloaded method `path_gradient()` to objects of type `fold_compound`. The optional parameter `options` defaults to `VRNA_PATH_DEFAULT` if it is omitted. See, e.g. `RNA.fold_compound.path_random()` in the *Python API*.

#### See also:

`vrna_path_gradient()`, `vrna_path()`, `vrna_ptable()`, `vrna_ptable_copy()`,  
`vrna_fold_compound()` `VRNA_MOVESET_DEFAULT`, `VRNA_MOVESET_SHIFT`,  
`VRNA_PATH_NO_TRANSITION_OUTPUT`

---

**Note:** Since the result is written to the input structure you may want to use `vrna_ptable_copy()` before calling this function to keep the initial structure

---

#### Parameters

- **fc** – [in] A `vrna_fold_compound_t` containing the energy parameters and model details
- **pt** – [inout] The pair table containing the start structure. Used to update to the final structure after execution of this function
- **steps** – [in] The length of the path, i.e. the total number of transitions / moves
- **options** – [in] Options to modify the behavior of this function

**Returns**

A list of transition moves (default), or NULL (if options & `VRNA_PATH_NO_TRANSITION_OUTPUT`)

### 7.3.5 Deprecated Interface for (Re-)folding Paths, Saddle Points, and Energy Barriers

**Typedefs**

```
typedef struct vrna_path_s path_t
#include <ViennaRNA/landscape/paths.h> Old typename of vrna_path_s.
```

*Deprecated:*

Use *vrna\_path\_t* instead!

**Functions**

```
int find_saddle(const char *seq, const char *s1, const char *s2, int width)
#include <ViennaRNA/landscape/findpath.h> Find energy of a saddle point between 2 structures
(search only direct path)
```

*Deprecated:*

Use *vrna\_path\_findpath\_saddle()* instead!

**Parameters**

- **seq** – RNA sequence
- **s1** – A pointer to the character array where the first secondary structure in dot-bracket notation will be written to
- **s2** – A pointer to the character array where the second secondary structure in dot-bracket notation will be written to
- **width** – integer how many structures are being kept during the search

**Returns**

the saddle energy in 10cal/mol

```
void free_path(vrna_path_t *path)
#include <ViennaRNA/landscape/findpath.h> Free memory allocated by get_path() function.
```

*Deprecated:*

Use `vrna_path_free()` instead!

#### Parameters

- **path** – pointer to memory to be freed

`vrna_path_t *get_path(const char *seq, const char *s1, const char *s2, int width)`

`#include <ViennaRNA/landscape/findpath.h>` Find refolding path between 2 structures (search only direct path)

*Deprecated:*

Use `vrna_path_findpath()` instead!

#### Parameters

- **seq** – RNA sequence
- **s1** – A pointer to the character array where the first secondary structure in dot-bracket notation will be written to
- **s2** – A pointer to the character array where the second secondary structure in dot-bracket notation will be written to
- **width** – integer how many structures are being kept during the search

#### Returns

direct refolding path between two structures

## 7.4 Minimum Free Energy (MFE) Algorithms

Computing the Minimum Free Energy (MFE), i.e. the most stable conformation in thermodynamic equilibrium.

### 7.4.1 Global MFE Prediction

Variations of the global Minimum Free Energy (MFE) prediction algorithm.

We provide implementations of the global MFE prediction algorithm for

- Single sequences,
- Multiple sequence alignments (MSA), and
- RNA-RNA hybrids

#### API Symbols

## Basic global MFE prediction interface

float **vrna\_mfe**(vrna\_fold\_compound\_t \*fc, char \*structure)

*#include <ViennaRNA/mfe.h>* Compute minimum free energy and an appropriate secondary structure of an RNA sequence, or RNA sequence alignment.

Depending on the type of the provided *vrna\_fold\_compound\_t*, this function predicts the MFE for a single sequence (or connected component of multiple sequences), or an averaged MFE for a sequence alignment. If backtracking is activated, it also constructs the corresponding secondary structure, or consensus structure. Therefore, the second parameter, *structure*, has to point to an allocated block of memory with a size of at least `strlen(sequence) + 1` to store the backtracked MFE structure. (For consensus structures, this is the length of the alignment + 1. If NULL is passed, no backtracking will be performed.

### SWIG Wrapper Notes:

This function is attached as method `mfe()` to objects of type `fold_compound`. The parameter `structure` is returned along with the MFE und must not be provided. See e.g. [RNA.fold\\_compound.mfe\(\)](#) in the *Python API*.

### See also:

*vrna\_fold\_compound\_t*, *vrna\_fold\_compound()*, *vrna\_fold()*, *vrna\_circfold()*,  
*vrna\_fold\_compound\_comparative()*, *vrna\_alifold()*, *vrna\_circalifold()*

---

**Note:** This function is polymorphic. It accepts *vrna\_fold\_compound\_t* of type *VRNA\_FC\_TYPE\_SINGLE*, and *VRNA\_FC\_TYPE\_COMPARATIVE*.

---

### Parameters

- **fc** – fold compound
- **structure** – A pointer to the character array where the secondary structure in dot-bracket notation will be written to (Maybe NULL)

### Returns

the minimum free energy (MFE) in kcal/mol

float **vrna\_mfe\_dimer**(vrna\_fold\_compound\_t \*fc, char \*structure)

*#include <ViennaRNA/mfe.h>* Compute the minimum free energy of two interacting RNA molecules.

The code is analog to the *vrna\_mfe()* function.

### Deprecated:

This function is obsolete since *vrna\_mfe()* can handle complexes multiple sequences since v2.5.0. Use *vrna\_mfe()* for connected component MFE instead and compute MFEs of unconnected states separately.

### SWIG Wrapper Notes:

This function is attached as method `mfe_dimer()` to objects of type `fold_compound`. The parameter `structure` is returned along with the MFE und must not be provided. See e.g. [RNA.fold\\_compound.mfe\\_dimer\(\)](#) in the *Python API*.

### See also:

*vrna\_mfe()*

### Parameters

- **fc** – fold compound
- **structure** – Will hold the barcket dot structure of the dimer molecule

**Returns**

minimum free energy of the structure

**Simplified global MFE prediction using sequence(s) or multiple sequence alignment(s)**

float **vrna\_fold**(const char \*sequence, char \*structure)

*#include <ViennaRNA/mfe.h>* Compute Minimum Free Energy (MFE), and a corresponding secondary structure for an RNA sequence.

This simplified interface to *vrna\_mfe()* computes the MFE and, if required, a secondary structure for an RNA sequence using default options. Memory required for dynamic programming (DP) matrices will be allocated and free'd on-the-fly. Hence, after return of this function, the recursively filled matrices are not available any more for any post-processing, e.g. suboptimal backtracking, etc.

*SWIG Wrapper Notes:*

This function is available as function *fold()* in the global namespace. The parameter *structure* is returned along with the MFE und must not be provided. See e.g. *RNA.fold()* in the *Python API*.

**See also:**

*vrna\_circfold()*, *vrna\_mfe()*

---

**Note:** In case you want to use the filled DP matrices for any subsequent post-processing step, or you require other conditions than specified by the default model details, use *vrna\_mfe()*, and the data structure *vrna\_fold\_compound\_t* instead.

---

**Parameters**

- **sequence** – RNA sequence
- **structure** – A pointer to the character array where the secondary structure in dot-bracket notation will be written to

**Returns**

the minimum free energy (MFE) in kcal/mol

float **vrna\_circfold**(const char \*sequence, char \*structure)

*#include <ViennaRNA/mfe.h>* Compute Minimum Free Energy (MFE), and a corresponding secondary structure for a circular RNA sequence.

This simplified interface to *vrna\_mfe()* computes the MFE and, if required, a secondary structure for a circular RNA sequence using default options. Memory required for dynamic programming (DP) matrices will be allocated and free'd on-the-fly. Hence, after return of this function, the recursively filled matrices are not available any more for any post-processing, e.g. suboptimal backtracking, etc.

Folding of circular RNA sequences is handled as a post-processing step of the forward recursions. See Hofacker and Stadler [2006] for further details.

*SWIG Wrapper Notes:*

This function is available as function *circfold()* in the global namespace. The parameter *structure* is returned along with the MFE und must not be provided. See e.g. *RNA.circfold()* in the *Python API*.

**See also:***vrna\_fold()*, *vrna\_mfe()*


---

**Note:** In case you want to use the filled DP matrices for any subsequent post-processing step, or you require other conditions than specified by the default model details, use *vrna\_mfe()*, and the data structure *vrna\_fold\_compound\_t* instead.

---

**Parameters**

- **sequence** – RNA sequence
- **structure** – A pointer to the character array where the secondary structure in dot-bracket notation will be written to

**Returns**

the minimum free energy (MFE) in kcal/mol

float **vrna\_alifold**(const char \*\*sequences, char \*structure)

*#include <ViennaRNA/mfe.h>* Compute Minimum Free Energy (MFE), and a corresponding consensus secondary structure for an RNA sequence alignment using a comparative method.

This simplified interface to *vrna\_mfe()* computes the MFE and, if required, a consensus secondary structure for an RNA sequence alignment using default options. Memory required for dynamic programming (DP) matrices will be allocated and free'd on-the-fly. Hence, after return of this function, the recursively filled matrices are not available any more for any post-processing, e.g. suboptimal backtracking, etc.

*SWIG Wrapper Notes:*

This function is available as function *alifold()* in the global namespace. The parameter **structure** is returned along with the MFE and must not be provided. See e.g. *RNA.alifold()* in the *Python API*.

**See also:***vrna\_circularifold()*, *vrna\_mfe()*


---

**Note:** In case you want to use the filled DP matrices for any subsequent post-processing step, or you require other conditions than specified by the default model details, use *vrna\_mfe()*, and the data structure *vrna\_fold\_compound\_t* instead.

---

**Parameters**

- **sequences** – RNA sequence alignment
- **structure** – A pointer to the character array where the secondary structure in dot-bracket notation will be written to

**Returns**

the minimum free energy (MFE) in kcal/mol

float **vrna\_circularifold**(const char \*\*sequences, char \*structure)

*#include <ViennaRNA/mfe.h>* Compute Minimum Free Energy (MFE), and a corresponding consensus secondary structure for a sequence alignment of circular RNAs using a comparative method.

This simplified interface to *vrna\_mfe()* computes the MFE and, if required, a consensus secondary structure for an RNA sequence alignment using default options. Memory required for dynamic programming (DP) matrices will be allocated and free'd on-the-fly. Hence, after return of this function,

the recursively filled matrices are not available any more for any post-processing, e.g. suboptimal backtracking, etc.

Folding of circular RNA sequences is handled as a post-processing step of the forward recursions. See Hofacker and Stadler [2006] for further details.

*SWIG Wrapper Notes:*

This function is available as function `circalifold()` in the global namespace. The parameter `structure` is returned along with the MFE and must not be provided. See e.g. `RNA.circalifold()` in the *Python API*.

**See also:**

`vrna_alifold()`, `vrna_mfe()`

---

**Note:** In case you want to use the filled DP matrices for any subsequent post-processing step, or you require other conditions than specified by the default model details, use `vrna_mfe()`, and the data structure `vrna_fold_compound_t` instead.

---

**Parameters**

- **sequences** – Sequence alignment of circular RNAs
- **structure** – A pointer to the character array where the secondary structure in dot-bracket notation will be written to

**Returns**

the minimum free energy (MFE) in kcal/mol

float **vrna\_cofold**(const char \*sequence, char \*structure)

`#include <ViennaRNA/mfe.h>` Compute Minimum Free Energy (MFE), and a corresponding secondary structure for two dimerized RNA sequences.

This simplified interface to `vrna_mfe()` computes the MFE and, if required, a secondary structure for two RNA sequences upon dimerization using default options. Memory required for dynamic programming (DP) matrices will be allocated and free'd on-the-fly. Hence, after return of this function, the recursively filled matrices are not available any more for any post-processing, e.g. suboptimal backtracking, etc.

*Deprecated:*

This function is obsolete since `vrna_mfe()/vrna_fold()` can handle complexes multiple sequences since v2.5.0. Use `vrna_mfe()/vrna_fold()` for connected component MFE instead and compute MFEs of unconnected states separately.

*SWIG Wrapper Notes:*

This function is available as function `cofold()` in the global namespace. The parameter `structure` is returned along with the MFE and must not be provided. See e.g. `RNA.cofold()` in the *Python API*.

**See also:**

`vrna_fold()`, `vrna_mfe()`, `vrna_fold_compound()`, `vrna_fold_compound_t`, `vrna_cut_point_insert()`

---

**Note:** In case you want to use the filled DP matrices for any subsequent post-processing step, or you require other conditions than specified by the default model details, use `vrna_mfe()`, and the data structure `vrna_fold_compound_t` instead.

---



**Parameters**

- **sequence** – two RNA sequences separated by the ‘&’ character
- **structure** – A pointer to the character array where the secondary structure in dot-bracket notation will be written to

**Returns**

the minimum free energy (MFE) in kcal/mol

**7.4.2 Deprecated Interface for Global MFE Prediction****Unnamed Group**

float **alifold**(const char \*\*strings, char \*structure)

*#include <ViennaRNA/alifold.h>* Compute MFE and according consensus structure of an alignment of sequences.

This function predicts the consensus structure for the aligned ‘sequences’ and returns the minimum free energy; the mfe structure in bracket notation is returned in ‘structure’.

Sufficient space must be allocated for ‘structure’ before calling *alifold()*.

*Deprecated:*

Usage of this function is discouraged! Use *vrna\_alifold()*, or *vrna\_mfe()* instead!

**See also:**

*vrna\_alifold()*, *vrna\_mfe()*

**Parameters**

- **strings** – A pointer to a NULL terminated array of character arrays
- **structure** – A pointer to a character array that may contain a constraining consensus structure (will be overwritten by a consensus structure that exhibits the MFE)

**Returns**

The free energy score in kcal/mol

float **circalifold**(const char \*\*strings, char \*structure)

*#include <ViennaRNA/alifold.h>* Compute MFE and according structure of an alignment of sequences assuming the sequences are circular instead of linear.

*Deprecated:*

Usage of this function is discouraged! Use *vrna\_alicircfold()*, and *vrna\_mfe()* instead!

**See also:**

*vrna\_alicircfold()*, *vrna\_alifold()*, *vrna\_mfe()*

**Parameters**

- **strings** – A pointer to a NULL terminated array of character arrays

- **structure** – A pointer to a character array that may contain a constraining consensus structure (will be overwritten by a consensus structure that exhibits the MFE)

**Returns**

The free energy score in kcal/mol

void **free\_alifold\_arrays**(void)

*#include* <ViennaRNA/alifold.h> Free the memory occupied by MFE alifold functions.

*Deprecated:*

Usage of this function is discouraged! It only affects memory being free'd that was allocated by an old API function before. Release of memory occupied by the newly introduced *vrna\_fold\_compound\_t* is handled by *vrna\_fold\_compound\_free()*

**See also:**

*vrna\_fold\_compound\_free()*

**Functions**

float **cofold**(const char \*sequence, char \*structure)

*#include* <ViennaRNA/cofold.h> Compute the minimum free energy of two interacting RNA molecules.

The code is analog to the *fold()* function. If cut\_point == -1 results should be the same as with *fold()*.

*Deprecated:*

use *vrna\_mfe\_dimer()* instead

**Parameters**

- **sequence** – The two sequences concatenated
- **structure** – Will hold the bracket dot structure of the dimer molecule

**Returns**

minimum free energy of the structure

float **cofold\_par**(const char \*string, char \*structure, *vrna\_param\_t* \*parameters, int is\_constrained)

*#include* <ViennaRNA/cofold.h> Compute the minimum free energy of two interacting RNA molecules.

*Deprecated:*

use *vrna\_mfe\_dimer()* instead

void **free\_co\_arrays**(void)

*#include* <ViennaRNA/cofold.h> Free memory occupied by *cofold()*

*Deprecated:*

This function will only free memory allocated by a prior call of *cofold()* or *cofold\_par()*. See *vrna\_mfe\_dimer()* for how to use the new API

**See also:**

`vrna_fc_destroy()`, `vrna_mfe_dimer()`

---

**Note:** folding matrices now reside in the fold compound, and should be free'd there

---

void **update\_cofold\_params**(void)  
*#include* <ViennaRNA/cofold.h> Recalculate parameters.

*Deprecated:*

See `vrna_params_subst()` for an alternative using the new API

void **update\_cofold\_params\_par**(`vrna_param_t` \*parameters)  
*#include* <ViennaRNA/cofold.h> Recalculate parameters.

*Deprecated:*

See `vrna_params_subst()` for an alternative using the new API

void **export\_cofold\_arrays\_gq**(int \*\*f5\_p, int \*\*c\_p, int \*\*fML\_p, int \*\*fM1\_p, int \*\*fc\_p, int \*\*ggg\_p, int \*\*indx\_p, char \*\*ptype\_p)  
*#include* <ViennaRNA/cofold.h> Export the arrays of partition function cofold (with gquadruplex support)

Export the cofold arrays for use e.g. in the concentration Computations or suboptimal secondary structure backtracking

*Deprecated:*

folding matrices now reside within the fold compound. Thus, this function will only work in conjunction with a prior call to `cofold()` or `cofold_par()`

**See also:**

`vrna_mfe_dimer()` for the new API

**Parameters**

- **f5\_p** – A pointer to the ‘f5’ array, i.e. array containing best free energy in interval [1,j]
- **c\_p** – A pointer to the ‘c’ array, i.e. array containing best free energy in interval [i,j] given that i pairs with j
- **fML\_p** – A pointer to the ‘M’ array, i.e. array containing best free energy in interval [i,j] for any multiloop segment with at least one stem
- **fM1\_p** – A pointer to the ‘M1’ array, i.e. array containing best free energy in interval [i,j] for multiloop segment with exactly one stem
- **fc\_p** – A pointer to the ‘fc’ array, i.e. array ...
- **ggg\_p** – A pointer to the ‘ggg’ array, i.e. array containing best free energy of a gquadruplex delimited by [i,j]
- **indx\_p** – A pointer to the indexing array used for accessing the energy matrices
- **ptype\_p** – A pointer to the ptype array containing the base pair types for each possibility (i,j)

```
void export_cofold_arrays(int **f5_p, int **c_p, int **fML_p, int **fM1_p, int **fc_p, int
                        **indx_p, char **ptype_p)
```

*#include <ViennaRNA/cofold.h>* Export the arrays of partition function cofold.

Export the cofold arrays for use e.g. in the concentration Computations or suboptimal secondary structure backtracking

*Deprecated:*

folding matrices now reside within the *vrna\_fold\_compound\_t*. Thus, this function will only work in conjunction with a prior call to the deprecated functions *cofold()* or *cofold\_par()*

**See also:**

*vrna\_mfe\_dimer()* for the new API

#### Parameters

- **f5\_p** – A pointer to the ‘f5’ array, i.e. array containing best free energy in interval [1..j]
- **c\_p** – A pointer to the ‘c’ array, i.e. array containing best free energy in interval [i..j] given that i pairs with j
- **fML\_p** – A pointer to the ‘M’ array, i.e. array containing best free energy in interval [i..j] for any multiloop segment with at least one stem
- **fM1\_p** – A pointer to the ‘M1’ array, i.e. array containing best free energy in interval [i..j] for multiloop segment with exactly one stem
- **fc\_p** – A pointer to the ‘fc’ array, i.e. array ...
- **indx\_p** – A pointer to the indexing array used for accessing the energy matrices
- **ptype\_p** – A pointer to the ptype array containing the base pair types for each possibility (i,j)

```
void initialize_cofold(int length)
```

*#include <ViennaRNA/cofold.h>* allocate arrays for folding

*Deprecated:*

{This function is obsolete and will be removed soon!}

```
float fold_par(const char *sequence, char *structure, vrna_param_t *parameters, int is_constrained, int
              is_circular)
```

*#include <ViennaRNA/fold.h>* Compute minimum free energy and an appropriate secondary structure of an RNA sequence.

The first parameter given, the RNA sequence, must be *uppercase* and should only contain an alphabet  $\Sigma$  that is understood by the RNAlib

(e.g.  $\Sigma = \{A, U, C, G\}$ )

The second parameter, *structure*, must always point to an allocated block of memory with a size of at least `strlen(sequence) + 1`

If the third parameter is NULL, global model detail settings are assumed for the folding recursions. Otherwise, the provided parameters are used.

The fourth parameter indicates whether a secondary structure constraint in enhanced dot-bracket notation is passed through the structure parameter or not. If so, the characters ”| x < >” are recognized to mark bases that are paired, unpaired, paired upstream, or downstream, respectively. Matching brackets ”( )” denote base pairs, dots “.” are used for unconstrained bases.

To indicate that the RNA sequence is circular and thus has to be post-processed, set the last parameter to non-zero

After a successful call of *fold\_par()*, a backtracked secondary structure (in dot-bracket notation) that exhibits the minimum of free energy will be written to the memory *structure* is pointing to. The function returns the minimum of free energy for any fold of the sequence given.

*Deprecated:*

use *vrna\_mfe()* instead!

**See also:**

*vrna\_mfe()*, *fold()*, *circfold()*, *vrna\_md\_t*, *set\_energy\_model()*, *get\_scaled\_parameters()*

---

**Note:** OpenMP: Passing NULL to the ‘parameters’ argument involves access to several global model detail variables and thus is not to be considered threadsafe

---

### Parameters

- **sequence** – RNA sequence
- **structure** – A pointer to the character array where the secondary structure in dot-bracket notation will be written to
- **parameters** – A data structure containing the pre-scaled energy contributions and the model details. (NULL may be passed, see OpenMP notes above)
- **is\_constrained** – Switch to indicate that a structure constraint is passed via the structure argument (0==off)
- **is\_circular** – Switch to (de-)activate post-processing steps in case RNA sequence is circular (0==off)

### Returns

the minimum free energy (MFE) in kcal/mol

float **fold**(const char \*sequence, char \*structure)

*#include <ViennaRNA/fold.h>* Compute minimum free energy and an appropriate secondary structure of an RNA sequence.

This function essentially does the same thing as *fold\_par()*. However, it takes its model details, i.e. *temperature*, *dangles*, *tetra\_loop*, *noGU*, *no\_closingGU*, *fold\_constrained*, *noLonelyPairs* from the current global settings within the library

*Deprecated:*

use *vrna\_fold()*, or *vrna\_mfe()* instead!

**See also:**

*fold\_par()*, *circfold()*

### Parameters

- **sequence** – RNA sequence
- **structure** – A pointer to the character array where the secondary structure in dot-bracket notation will be written to

**Returns**

the minimum free energy (MFE) in kcal/mol

float **circfold**(const char \*sequence, char \*structure)

*#include <ViennaRNA/fold.h>* Compute minimum free energy and an appropriate secondary structure of a circular RNA sequence.

This function essentially does the same thing as *fold\_par()*. However, it takes its model details, i.e. *temperature*, *dangles*, *tetra\_loop*, *noGU*, *no\_closingGU*, *fold\_constrained*, *noLonelyPairs* from the current global settings within the library

*Deprecated:*

Use *vrna\_circfold()*, or *vrna\_mfe()* instead!

**See also:**

*fold\_par()*, *circfold()*

**Parameters**

- **sequence** – RNA sequence
- **structure** – A pointer to the character array where the secondary structure in dot-bracket notation will be written to

**Returns**

the minimum free energy (MFE) in kcal/mol

void **free\_arrays**(void)

*#include <ViennaRNA/fold.h>* Free arrays for mfe folding.

*Deprecated:*

See *vrna\_fold()*, *vrna\_circfold()*, or *vrna\_mfe()* and *vrna\_fold\_compound\_t* for the usage of the new API!

void **update\_fold\_params**(void)

*#include <ViennaRNA/fold.h>* Recalculate energy parameters.

*Deprecated:*

For non-default model settings use the new API with *vrna\_params\_subst()* and *vrna\_mfe()* instead!

void **update\_fold\_params\_par**(*vrna\_param\_t* \*parameters)

*#include <ViennaRNA/fold.h>* Recalculate energy parameters.

*Deprecated:*

For non-default model settings use the new API with *vrna\_params\_subst()* and *vrna\_mfe()* instead!

void **export\_fold\_arrays**(int \*\*f5\_p, int \*\*c\_p, int \*\*fML\_p, int \*\*fM1\_p, int \*\*indx\_p, char \*\*ptype\_p)

*#include <ViennaRNA/fold.h>*

*Deprecated:*

See *vrna\_mfe()* and *vrna\_fold\_compound\_t* for the usage of the new API!

```
void export_fold_arrays_par(int **f5_p, int **c_p, int **fML_p, int **fM1_p, int **indx_p, char
                           **ptype_p, vrna_param_t **P_p)
```

```
#include <ViennaRNA/fold.h>
```

*Deprecated:*

See *vrna\_mfe()* and *vrna\_fold\_compound\_t* for the usage of the new API!

```
void export_circfold_arrays(int *Fc_p, int *FcH_p, int *FcI_p, int *FcM_p, int **fM2_p, int
                           **f5_p, int **c_p, int **fML_p, int **fM1_p, int **indx_p, char
                           **ptype_p)
```

```
#include <ViennaRNA/fold.h>
```

*Deprecated:*

See *vrna\_mfe()* and *vrna\_fold\_compound\_t* for the usage of the new API!

```
void export_circfold_arrays_par(int *Fc_p, int *FcH_p, int *FcI_p, int *FcM_p, int **fM2_p, int
                              **f5_p, int **c_p, int **fML_p, int **fM1_p, int **indx_p, char
                              **ptype_p, vrna_param_t **P_p)
```

```
#include <ViennaRNA/fold.h>
```

*Deprecated:*

See *vrna\_mfe()* and *vrna\_fold\_compound\_t* for the usage of the new API!

```
int LoopEnergy(int n1, int n2, int type, int type_2, int si1, int sj1, int sp1, int sq1)
```

```
#include <ViennaRNA/fold.h>
```

*Deprecated:*

{This function is deprecated and will be removed soon. Use *E\_IntLoop()* instead!}

```
int HairpinE(int size, int type, int si1, int sj1, const char *string)
```

```
#include <ViennaRNA/fold.h>
```

*Deprecated:*

{This function is deprecated and will be removed soon. Use *E\_Hairpin()* instead!}

```
void initialize_fold(int length)
```

```
#include <ViennaRNA/fold.h> Allocate arrays for folding
```

*Deprecated:*

See *vrna\_mfe()* and *vrna\_fold\_compound\_t* for the usage of the new API!

```
char *backtrack_fold_from_pair(char *sequence, int i, int j)
```

```
#include <ViennaRNA/fold.h>
```

### 7.4.3 Local (sliding window) MFE Prediction

Variations of the local (sliding window) Minimum Free Energy (MFE) prediction algorithm.

We provide implementations for the local (sliding window) MFE prediction algorithm for

- Single sequences,
- Multiple sequence alignments (MSA), and

Note, that our implementation scans an RNA sequence (or MSA) from the 3' to the 5' end, and reports back locally optimal (consensus) structures, the corresponding free energy, and the position of the sliding window in global coordinates.

For any particular RNA sequence (or MSA) multiple locally optimal (consensus) secondary structures may be predicted. Thus, we tried to implement an interface that allows for an effortless conversion of the corresponding hits into any target data structure. As a consequence, we provide two distinct ways to retrieve the corresponding predictions, either

- through directly writing to an open FILE stream on-the-fly, or
- through a callback function mechanism.

The latter allows one to store the results in any possible target data structure. Our implementations then pass the results through the user-implemented callback as soon as the prediction for a particular window is finished.

### Basic local (sliding window) MFE prediction interface

float **vrna\_mfe\_window**(vrna\_fold\_compound\_t \*fc, FILE \*file)

*#include <ViennaRNA/mfe\_window.h>* Local MFE prediction using a sliding window approach.

Computes minimum free energy structures using a sliding window approach, where base pairs may not span outside the window. In contrast to *vrna\_mfe()*, where a maximum base pair span may be set using the *vrna\_md\_t.max\_bp\_span* attribute and one globally optimal structure is predicted, this function uses a sliding window to retrieve all locally optimal structures within each window. The size of the sliding window is set in the *vrna\_md\_t.window\_size* attribute, prior to the retrieval of the *vrna\_fold\_compound\_t* using *vrna\_fold\_compound()* with option *VRNA\_OPTION\_WINDOW*

The predicted structures are written on-the-fly, either to stdout, if a NULL pointer is passed as file parameter, or to the corresponding filehandle.

#### *SWIG Wrapper Notes:*

This function is attached as overloaded method *mfe\_window()* to objects of type *fold\_compound*. The parameter FILE has default value of NULL and can be omitted. See e.g. *RNA.fold\_compound.mfe\_window()* in the *Python API*.

#### See also:

*vrna\_fold\_compound()*, *vrna\_mfe\_window\_zscore()*, *vrna\_mfe()*, *vrna\_Lfold()*, *vrna\_Lfoldz()*, *VRNA\_OPTION\_WINDOW*, *vrna\_md\_t.max\_bp\_span*, *vrna\_md\_t.window\_size*

#### Parameters

- **fc** – The *vrna\_fold\_compound\_t* with preallocated memory for the DP matrices
- **file** – The output file handle where predictions are written to (maybe NULL)

float **vrna\_mfe\_window\_cb**(vrna\_fold\_compound\_t \*fc, vrna\_mfe\_window\_f cb, void \*data)

*#include <ViennaRNA/mfe\_window.h>*

#### *SWIG Wrapper Notes:*

This function is attached as overloaded method *mfe\_window\_cb()* to objects of type *fold\_compound*. The parameter data has default value of NULL and can be omitted. See e.g. *RNA.fold\_compound.mfe\_window\_cb()* in the *Python API*.

float **vrna\_mfe\_window\_zscore**(vrna\_fold\_compound\_t \*fc, double min\_z, FILE \*file)

*#include <ViennaRNA/mfe\_window.h>* Local MFE prediction using a sliding window approach (with z-score cut-off)

Computes minimum free energy structures using a sliding window approach, where base pairs may not span outside the window. This function is the z-score version of *vrna\_mfe\_window()*, i.e. only predictions above a certain z-score cut-off value are printed. As for *vrna\_mfe\_window()*, the size of the sliding window is set in the *vrna\_md\_t.window\_size* attribute, prior to the retrieval of the *vrna\_fold\_compound\_t* using *vrna\_fold\_compound()* with option *VRNA\_OPTION\_WINDOW*.

The predicted structures are written on-the-fly, either to stdout, if a NULL pointer is passed as file parameter, or to the corresponding filehandle.



*SWIG Wrapper Notes:*

This function is attached as overloaded method `mfe_window_zscore()` to objects of type `fold_compound`. The parameter `FILE` has default value of `NULL` and can be omitted. See e.g. `RNA.fold_compound.mfe_window_zscore()` in the *Python API*.

**See also:**

`vrna_fold_compound()`, `vrna_mfe_window_zscore()`, `vrna_mfe()`, `vrna_Lfold()`, `vrna_Lfoldz()`, `VRNA_OPTION_WINDOW`, `vrna_md_t.max_bp_span`, `vrna_md_t.window_size`

**Parameters**

- **fc** – The `vrna_fold_compound_t` with preallocated memory for the DP matrices
- **min\_z** – The minimal z-score for a predicted structure to appear in the output
- **file** – The output file handle where predictions are written to (maybe `NULL`)

```
float vrna_mfe_window_zscore_cb(vrna_fold_compound_t *fc, double min_z,
                               vrna_mfe_window_zscore_f cb, void *data)
```

```
#include <ViennaRNA/mfe_window.h>
```

*SWIG Wrapper Notes:*

This function is attached as overloaded method `mfe_window_zscore_cb()` to objects of type `fold_compound`. The parameter `data` has default value of `NULL` and can be omitted. See e.g. `RNA.fold_compound.mfe_window_zscore()` in the *Python API*.

**Simplified local MFE prediction using sequence(s) or multiple sequence alignment(s)**

```
float vrna_Lfold(const char *string, int window_size, FILE *file)
```

```
#include <ViennaRNA/mfe_window.h> Local MFE prediction using a sliding window approach (simplified interface)
```

This simplified interface to `vrna_mfe_window()` computes the MFE and locally optimal secondary structure using default options. Structures are predicted using a sliding window approach, where base pairs may not span outside the window. Memory required for dynamic programming (DP) matrices will be allocated and free'd on-the-fly. Hence, after return of this function, the recursively filled matrices are not available any more for any post-processing.

*SWIG Wrapper Notes:*

This function is available as overloaded function `Lfold()` in the global namespace. The parameter `file` defaults to `NULL` and may be omitted. See e.g. `RNA.Lfold()` in the *Python API*.

**See also:**

`vrna_mfe_window()`, `vrna_Lfoldz()`, `vrna_mfe_window_zscore()`

---

**Note:** In case you want to use the filled DP matrices for any subsequent post-processing step, or you require other conditions than specified by the default model details, use `vrna_mfe_window()`, and the data structure `vrna_fold_compound_t` instead.

---

**Parameters**

- **string** – The nucleic acid sequence
- **window\_size** – The window size for locally optimal structures
- **file** – The output file handle where predictions are written to (if `NULL`, output is written to `stdout`)

float **vrna\_Lfold\_cb**(const char \*string, int window\_size, *vrna\_mfe\_window\_f* cb, void \*data)  
*#include <ViennaRNA/mfe\_window.h>*

*SWIG Wrapper Notes:*

This function is available as overloaded function `Lfold_cb()` in the global namespace. The parameter `data` defaults to `NULL` and may be omitted. See e.g. `RNA.Lfold_cb()` in the *Python API*.

float **vrna\_Lfoldz**(const char \*string, int window\_size, double min\_z, FILE \*file)

*#include <ViennaRNA/mfe\_window.h>* Local MFE prediction using a sliding window approach with z-score cut-off (simplified interface)

This simplified interface to `vrna_mfe_window_zscore()` computes the MFE and locally optimal secondary structure using default options. Structures are predicted using a sliding window approach, where base pairs may not span outside the window. Memory required for dynamic programming (DP) matrices will be allocated and free'd on-the-fly. Hence, after return of this function, the recursively filled matrices are not available any more for any post-processing. This function is the z-score version of `vrna_Lfold()`, i.e. only predictions above a certain z-score cut-off value are printed.

**See also:**

`vrna_mfe_window_zscore()`, `vrna_Lfold()`, `vrna_mfe_window()`

---

**Note:** In case you want to use the filled DP matrices for any subsequent post-processing step, or you require other conditions than specified by the default model details, use `vrna_mfe_window()`, and the data structure `vrna_fold_compound_t` instead.

---

**Parameters**

- **string** – The nucleic acid sequence
- **window\_size** – The window size for locally optimal structures
- **min\_z** – The minimal z-score for a predicted structure to appear in the output
- **file** – The output file handle where predictions are written to (if `NULL`, output is written to `stdout`)

float **vrna\_Lfoldz\_cb**(const char \*string, int window\_size, double min\_z, *vrna\_mfe\_window\_zscore\_f* cb, void \*data)

*#include <ViennaRNA/mfe\_window.h>*

*SWIG Wrapper Notes:*

This function is available as overloaded function `Lfoldz_cb()` in the global namespace. The parameter `data` defaults to `NULL` and may be omitted. See e.g. `RNA.Lfoldz_cb()` in the *Python API*.

float **vrna\_alilfold**(const char \*\*alignment, int maxdist, FILE \*fp)

*#include <ViennaRNA/mfe\_window.h>*

*SWIG Wrapper Notes:*

This function is available as overloaded function `alilfold()` in the global namespace. The parameter `fp` defaults to `NULL` and may be omitted. See e.g. `RNA.alilfold()` in the *Python API*.

float **vrna\_alilfold\_cb**(const char \*\*alignment, int maxdist, *vrna\_mfe\_window\_f* cb, void \*data)

*#include <ViennaRNA/mfe\_window.h>*

*SWIG Wrapper Notes:*

This function is available as overloaded function `aliLfold_cb()` in the global namespace. The parameter `data` defaults to `NULL` and may be omitted. See e.g. `RNA.aliLfold_cb()` in the *Python API*.

**Typedefs**

```
typedef void (*vrna_mfe_window_f)(int start, int end, const char *structure, float en, void *data)
#include <ViennaRNA/mfe_window.h> The default callback for sliding window MFE structure predic-
tions.
```

*Notes on Callback Functions:*

This function will be called for each hit in a sliding window MFE prediction.

**See also:**

`vrna_mfe_window()`

**Param start**

provides the first position of the hit (1-based, relative to entire sequence/alignment)

**Param end**

provides the last position of the hit (1-based, relative to the entire sequence/alignment)

**Param structure**

provides the (sub)structure in dot-bracket notation

**Param en**

is the free energy of the structure hit in kcal/mol

**Param data**

is some arbitrary data pointer passed through by the function executing the callback

```
void() vrna_mfe_window_callback (int start, int end, const char *structure,
float en, void *data)
```

```
#include <ViennaRNA/mfe_window.h>
```

```
typedef void (*vrna_mfe_window_zscore_f)(int start, int end, const char *structure, float en, float
zscore, void *data)
```

```
#include <ViennaRNA/mfe_window.h>
```

```
void() vrna_mfe_window_zscore_callback (int start, int end,
const char *structure, float en, float zscore, void *data)
```

```
#include <ViennaRNA/mfe_window.h>
```

## 7.4.4 Deprecated Interface for Local (sliding window) MFE Prediction

### Functions

float **Lfold**(const char \*string, const char \*structure, int maxdist)

*#include <ViennaRNA/Lfold.h>* The local analog to *fold()*.

Computes the minimum free energy structure including only base pairs with a span smaller than 'maxdist'

*Deprecated:*

Use *vrna\_mfe\_window()* instead!

float **Lfoldz**(const char \*string, const char \*structure, int maxdist, int zsc, double min\_z)

*#include <ViennaRNA/Lfold.h>*

*Deprecated:*

Use *vrna\_mfe\_window\_zscore()* instead!

float **aliLfold**(const char \*\*AS, const char \*structure, int maxdist)

*#include <ViennaRNA/Lfold.h>*

float **aliLfold\_cb**(const char \*\*AS, int maxdist, *vrna\_mfe\_window\_f* cb, void \*data)

*#include <ViennaRNA/Lfold.h>*

## 7.4.5 Backtracking MFE structures

Backtracking related interfaces

### Functions

int **vrna\_backtrack\_from\_intervals**(*vrna\_fold\_compound\_t* \*fc, *vrna\_bp\_stack\_t* \*bp\_stack, *sect* bt\_stack[], int s)

*#include <ViennaRNA/mfe.h>*

float **vrna\_backtrack5**(*vrna\_fold\_compound\_t* \*fc, unsigned int length, char \*structure)

*#include <ViennaRNA/mfe.h>* Backtrack an MFE (sub)structure.

This function allows one to backtrack the MFE structure for a (sub)sequence

*SWIG Wrapper Notes:*

This function is attached as overloaded method *backtrack()* to objects of type *fold\_compound*. The parameter *length* defaults to the total length of the RNA sequence and may be omitted. The parameter *structure* is returned along with the MFE and must not be provided. See e.g. *RNA.fold\_compound.backtrack()* in the *Python API*.

**See also:**

*vrna\_mfe()*, *vrna\_pbacktrack5()*

---

**Note:** On error, the function returns INF / 100. and stores the empty string in `structure`.

---

### Parameters

- **fc** – fold compound
- **length** – The length of the subsequence, starting from the 5' end
- **structure** – A pointer to the character array where the secondary structure in dot-bracket notation will be written to. (Must have size of at least `$p length + 1`)

### Pre

Requires pre-filled MFE dynamic programming matrices, i.e. one has to call `vrna_mfe()` prior to calling this function

### Returns

The minimum free energy (MFE) for the specified `length` in kcal/mol and a corresponding secondary structure in dot-bracket notation (stored in `structure`)

```
int vrna_backtrack_window(vrna_fold_compound_t *fc, const char *Lfold_filename, long file_pos,
                        char **structure, double mfe)
```

```
#include <ViennaRNA/mfe.h>
```

```
int vrna_BT_ext_loop_f5(vrna_fold_compound_t *fc, int *k, int *i, int *j, vrna_bp_stack_t *bp_stack,
                      int *stack_count)
```

```
#include <ViennaRNA/loops/external.h>
```

```
int vrna_BT_ext_loop_f3(vrna_fold_compound_t *fc, int *k, int maxdist, int *i, int *j, vrna_bp_stack_t
                      *bp_stack, int *stack_count)
```

```
#include <ViennaRNA/loops/external.h>
```

```
int vrna_BT_ext_loop_f3_pp(vrna_fold_compound_t *fc, int *i, int maxdist)
```

```
#include <ViennaRNA/loops/external.h>
```

```
int vrna_BT_hp_loop(vrna_fold_compound_t *fc, int i, int j, int en, vrna_bp_stack_t *bp_stack, int
                  *stack_count)
```

```
#include <ViennaRNA/loops/hairpin.h> Backtrack a hairpin loop closed by  $(i, j)$ .
```

---

**Note:** This function is polymorphic! The provided `vrna_fold_compound_t` may be of type `VRNA_FC_TYPE_SINGLE` or `VRNA_FC_TYPE_COMPARATIVE`

---

```
int vrna_BT_stack(vrna_fold_compound_t *fc, int *i, int *j, int *en, vrna_bp_stack_t *bp_stack, int
                 *stack_count)
```

```
#include <ViennaRNA/loops/internal.h> Backtrack a stacked pair closed by  $(i, j)$ .
```

```
int vrna_BT_int_loop(vrna_fold_compound_t *fc, int *i, int *j, int en, vrna_bp_stack_t *bp_stack, int
                   *stack_count)
```

```
#include <ViennaRNA/loops/internal.h> Backtrack an interior loop closed by  $(i, j)$ .
```

```
int vrna_BT_mb_loop(vrna_fold_compound_t *fc, int *i, int *j, int *k, int en, int *component1, int
                  *component2)
```

```
#include <ViennaRNA/loops/multibranch.h> Backtrack the decomposition of a multi branch loop
closed by  $(i, j)$ .
```

### Parameters

- **fc** – The `vrna_fold_compound_t` filled with all relevant data for backtracking
- **i** – 5' position of base pair closing the loop (will be set to 5' position of leftmost decomposed block upon successful backtracking)

- **j** – 3' position of base pair closing the loop (will be set to 3' position of rightmost decomposed block upon successful backtracking)
- **k** – Split position that delimits leftmost from rightmost block, [i,k] and [k+1, j], respectively. (Will be set upon successful backtracking)
- **en** – The energy contribution of the substructure enclosed by (i, j)
- **component1** – Type of leftmost block (1 = ML, 2 = C)
- **component2** – Type of rightmost block (1 = ML, 2 = C)

**Returns**

1, if backtracking succeeded, 0 otherwise.

```
int vrna_BT_mb_loop_split(vrna_fold_compound_t *fc, int *i, int *j, int *k, int *l, int *component1,
                          int *component2, vrna_bp_stack_t *bp_stack, int *stack_count)
```

```
#include <ViennaRNA/loops/multibranch.h>
```

## 7.4.6 Zuker's Algorithm

Our library provides fast dynamic programming Minimum Free Energy (MFE) folding algorithms derived from the decomposition scheme as described by Zuker and Stiegler [1981].

## 7.4.7 MFE for circular RNAs

Folding of *circular* RNA sequences is handled as a post-processing step of the forward recursions. See Hofacker and Stadler [2006] for further details.

## 7.4.8 MFE Algorithm API

Predicting the Minimum Free Energy (MFE) and a corresponding (consensus) secondary structure.

In a nutshell we provide two different flavors for MFE prediction:

- *Global MFE Prediction* - to compute the MFE for the entire sequence
- *Local (sliding window) MFE Prediction* - to compute MFEs for each window using a sliding window approach

Each of these flavors, again, provides two implementations to either compute the MFE based on

- single RNA (DNA) sequence(s), or
- multiple sequences interacting with each other, or
- a comparative approach using multiple sequence alignments (MSA).

For the latter, a consensus secondary structure is predicted and our implementations compute an average of free energies for each sequence in the MSA plus an additional covariance pseudo-energy term.

The implementations for *Backtracking MFE structures* are generally agnostic with respect to whether local or global structure prediction is in place.

## 7.5 Partition Function and Equilibrium Properties

In contrast to methods that compute the property of a single structure in the ensemble, e.g. *Minimum Free Energy (MFE) Algorithms*, the partition function algorithms always consider the *entire* equilibrium ensemble. For that purpose, the algorithm(s) made available by McCaskill [1990] and its variants can be used to efficiently compute

- the partition function, and from that
- various equilibrium probabilities, for instance base pair probabilities, probabilities of individual structure motifs, and many more.

The principal idea behind this approach is that in equilibrium, statistical mechanics and polymer theory tells us that the frequency or probability  $p(s)$  of a particular state  $s$  depends on its energy  $E(s)$  and follows a Boltzmann distribution, i.e.

$$p(s) \propto e^{-\beta E(s)} \text{ with } \beta = \frac{1}{kT}$$

where  $k \approx 1.987 \cdot 10^{-3} \frac{\text{kcal}}{\text{mol K}}$  is the Boltzmann constant, and  $T$  the thermodynamic temperature. From that relation, the actual probability of state  $s$  can then be obtained using a proper scaling factor, the *canonical partition function*

$$Z = \sum_{s \in \Omega} e^{-\beta E(s)}$$

where  $\Omega$  is the finite set of all states. Finally, the equilibrium probability of state  $s$  can be computed as

$$p(s) = \frac{e^{-\beta E(s)}}{Z}$$

Instead of enumerating all states exhaustively to compute  $Z$  one can apply the *Secondary Structure Folding Recurrences* again for an efficient computation in cubic time. An *outside* variant of the same recursions is then used to compute probabilities for base pairs, stretches of consecutive unpaired nucleotides, or structural motifs.

---

**See also...**

Further details of the Partition function and Base Pair Probability algorithm can be obtained from McCaskill [1990]

---

### 7.5.1 Global Partition Function and Equilibrium Probabilities

Variations of the global partition function algorithm.

We provide implementations of the global partition function algorithm for

- Single sequences,
- Multiple sequence alignments (MSA), and
- RNA-RNA hybrids

## Basic global partition function interface

*FLT\_OR\_DBL* **vrna\_pf**(*vrna\_fold\_compound\_t* \*fc, char \*structure)

#include <ViennaRNA/part\_func.h> Compute the partition function  $Q$  for a given RNA sequence, or sequence alignment.

If *structure* is not a NULL pointer on input, it contains on return a string consisting of the letters ” . , | { } ( ) ” denoting bases that are essentially unpaired, weakly paired, strongly paired without preference, weakly upstream (downstream) paired, or strongly up- (down-)stream paired bases, respectively. If the model’s compute\_bpp is set to 0 base pairing probabilities will not be computed (saving CPU time), otherwise after calculations took place pr will contain the probability that bases  $i$  and  $j$  pair.

*SWIG Wrapper Notes:*

This function is attached as method pf() to objects of type fold\_compound. See, e.g. *RNA.fold\_compound.pf()* in the *Python API*.

**See also:**

*vrna\_fold\_compound\_t*, *vrna\_fold\_compound()*, *vrna\_pf\_fold()*, *vrna\_pf\_circfold()*,  
*vrna\_fold\_compound\_comparative()*, *vrna\_pf\_alifold()*, *vrna\_pf\_circalifold()*,  
*vrna\_db\_from\_probs()*, *vrna\_exp\_params()*, *vrna\_aln\_pinfo()*

---

**Note:** This function is polymorphic. It accepts *vrna\_fold\_compound\_t* of type *VRNA\_FC\_TYPE\_SINGLE*, and *VRNA\_FC\_TYPE\_COMPARATIVE*. Also, this function may return INF / 100. in case of contradicting constraints or numerical over-/underflow. In the latter case, a corresponding warning will be issued to stdout.

---

### Parameters

- **fc** – [inout] The fold compound data structure
- **structure** – [inout] A pointer to the character array where position-wise pairing propensity will be stored. (Maybe NULL)

### Returns

The ensemble free energy  $G = -RT \cdot \log(Q)$  in kcal/mol

*vrna\_dimer\_pf\_t* **vrna\_pf\_dimer**(*vrna\_fold\_compound\_t* \*fc, char \*structure)

#include <ViennaRNA/part\_func.h> Calculate partition function and base pair probabilities of nucleic acid/nucleic acid dimers.

This is the cofold partition function folding.

*SWIG Wrapper Notes:*

This function is attached as method pf\_dimer() to objects of type fold\_compound. See, e.g. *RNA.fold\_compound.pf\_dimer()* in the *Python API*.

**See also:**

*vrna\_fold\_compound()* for how to retrieve the necessary data structure

---

**Note:** This function may return INF / 100. for the FA, FB, FAB, F0AB members of the output data structure in case of contradicting constraints or numerical over-/underflow. In the latter case, a corresponding warning will be issued to stdout.

---

### Parameters



- **fc** – the fold compound data structure
- **structure** – Will hold the structure or constraints

**Returns**

`vrna_dimer_pf_t` structure containing a set of energies needed for concentration computations.

```
FLT_OR_DBL *vrna_pf_substrands(vrna_fold_compound_t *fc, size_t complex_size)
#include <ViennaRNA/part_func.h>
```

```
FLT_OR_DBL vrna_pf_add(FLT_OR_DBL dG1, FLT_OR_DBL dG2, double kT)
#include <ViennaRNA/part_func.h>
```

**Simplified global partition function computation using sequence(s) or multiple sequence alignment(s)**

```
float vrna_pf_fold(const char *sequence, char *structure, vrna_ep_t **pl)
```

*#include* <ViennaRNA/part\_func.h> Compute Partition function  $Q$  (and base pair probabilities) for an RNA sequence using a comparative method.

This simplified interface to `vrna_pf()` computes the partition function and, if required, base pair probabilities for an RNA sequence using default options. Memory required for dynamic programming (DP) matrices will be allocated and free'd on-the-fly. Hence, after return of this function, the recursively filled matrices are not available any more for any post-processing.

**See also:**

`vrna_pf_circfold()`, `vrna_pf()`, `vrna_fold_compound()`, `vrna_fold_compound_t`

---

**Note:** In case you want to use the filled DP matrices for any subsequent post-processing step, or you require other conditions than specified by the default model details, use `vrna_pf()`, and the data structure `vrna_fold_compound_t` instead.

---

**Parameters**

- **sequence** – RNA sequence
- **structure** – A pointer to the character array where position-wise pairing propensity will be stored. (Maybe NULL)
- **pl** – A pointer to a list of `vrna_ep_t` to store pairing probabilities (Maybe NULL)

**Returns**

The ensemble free energy  $G = -RT \cdot \log(Q)$  in kcal/mol

```
float vrna_pf_circfold(const char *sequence, char *structure, vrna_ep_t **pl)
```

*#include* <ViennaRNA/part\_func.h> Compute Partition function  $Q$  (and base pair probabilities) for a circular RNA sequences using a comparative method.

This simplified interface to `vrna_pf()` computes the partition function and, if required, base pair probabilities for a circular RNA sequence using default options. Memory required for dynamic programming (DP) matrices will be allocated and free'd on-the-fly. Hence, after return of this function, the recursively filled matrices are not available any more for any post-processing.

Folding of circular RNA sequences is handled as a post-processing step of the forward recursions. See Hofacker and Stadler [2006] for further details.

**See also:**

[vrna\\_pf\\_fold\(\)](#), [vrna\\_pf\(\)](#), [vrna\\_fold\\_compound\(\)](#), [vrna\\_fold\\_compound\\_t](#)

---

**Note:** In case you want to use the filled DP matrices for any subsequent post-processing step, or you require other conditions than specified by the default model details, use [vrna\\_pf\(\)](#), and the data structure [vrna\\_fold\\_compound\\_t](#) instead.

---

**Parameters**

- **sequence** – A circular RNA sequence
- **structure** – A pointer to the character array where position-wise pairing propensity will be stored. (Maybe NULL)
- **pl** – A pointer to a list of [vrna\\_ep\\_t](#) to store pairing probabilities (Maybe NULL)

**Returns**

The ensemble free energy  $G = -RT \cdot \log(Q)$  in kcal/mol

float **vrna\_pf\_alifold**(const char \*\*sequences, char \*structure, [vrna\\_ep\\_t](#) \*\*pl)

`#include <ViennaRNA/part_func.h>` Compute Partition function  $Q$  (and base pair probabilities) for an RNA sequence alignment using a comparative method.

This simplified interface to [vrna\\_pf\(\)](#) computes the partition function and, if required, base pair probabilities for an RNA sequence alignment using default options. Memory required for dynamic programming (DP) matrices will be allocated and free'd on-the-fly. Hence, after return of this function, the recursively filled matrices are not available any more for any post-processing.

**See also:**

[vrna\\_pf\\_circalifold\(\)](#), [vrna\\_pf\(\)](#), [vrna\\_fold\\_compound\\_comparative\(\)](#), [vrna\\_fold\\_compound\\_t](#)

---

**Note:** In case you want to use the filled DP matrices for any subsequent post-processing step, or you require other conditions than specified by the default model details, use [vrna\\_pf\(\)](#), and the data structure [vrna\\_fold\\_compound\\_t](#) instead.

---

**Parameters**

- **sequences** – RNA sequence alignment
- **structure** – A pointer to the character array where position-wise pairing propensity will be stored. (Maybe NULL)
- **pl** – A pointer to a list of [vrna\\_ep\\_t](#) to store pairing probabilities (Maybe NULL)

**Returns**

The ensemble free energy  $G = -RT \cdot \log(Q)$  in kcal/mol

float **vrna\_pf\_circalifold**(const char \*\*sequences, char \*structure, [vrna\\_ep\\_t](#) \*\*pl)

`#include <ViennaRNA/part_func.h>` Compute Partition function  $Q$  (and base pair probabilities) for an alignment of circular RNA sequences using a comparative method.

This simplified interface to [vrna\\_pf\(\)](#) computes the partition function and, if required, base pair probabilities for an RNA sequence alignment using default options. Memory required for dynamic programming (DP) matrices will be allocated and free'd on-the-fly. Hence, after return of this function, the recursively filled matrices are not available any more for any post-processing.

Folding of circular RNA sequences is handled as a post-processing step of the forward recursions. See Hofacker and Stadler [2006] for further details.

**See also:**

*vrna\_pf\_alifold()*, *vrna\_pf()*, *vrna\_fold\_compound\_comparative()*, *vrna\_fold\_compound\_t*

---

**Note:** In case you want to use the filled DP matrices for any subsequent post-processing step, or you require other conditions than specified by the default model details, use *vrna\_pf()*, and the data structure *vrna\_fold\_compound\_t* instead.

---

**Parameters**

- **sequences** – Sequence alignment of circular RNAs
- **structure** – A pointer to the character array where position-wise pairing propensity will be stored. (Maybe NULL)
- **p1** – A pointer to a list of *vrna\_ep\_t* to store pairing probabilities (Maybe NULL)

**Returns**

The ensemble free energy  $G = -RT \cdot \log(Q)$  in kcal/mol

*vrna\_dimer\_pf\_t vrna\_pf\_co\_fold*(const char \*seq, char \*structure, *vrna\_ep\_t* \*\*p1)

*#include <ViennaRNA/part\_func.h>* Calculate partition function and base pair probabilities of nucleic acid/nucleic acid dimers.

This simplified interface to *vrna\_pf\_dimer()* computes the partition function and, if required, base pair probabilities for an RNA-RNA interaction using default options. Memory required for dynamic programming (DP) matrices will be allocated and free'd on-the-fly. Hence, after return of this function, the recursively filled matrices are not available any more for any post-processing.

**See also:**

*vrna\_pf\_dimer()*

---

**Note:** In case you want to use the filled DP matrices for any subsequent post-processing step, or you require other conditions than specified by the default model details, use *vrna\_pf\_dimer()*, and the data structure *vrna\_fold\_compound\_t* instead.

---

**Parameters**

- **seq** – Two concatenated RNA sequences with a delimiting ‘&’ in between
- **structure** – A pointer to the character array where position-wise pairing propensity will be stored. (Maybe NULL)
- **p1** – A pointer to a list of *vrna\_ep\_t* to store pairing probabilities (Maybe NULL)

**Returns**

*vrna\_dimer\_pf\_t* structure containing a set of energies needed for concentration computations.

## Functions

`vrna_ep_t *vrna_plist_from_probs(vrna_fold_compound_t *fc, double cut_off)`

*#include <ViennaRNA/utils/structures.h>* Create a `vrna_ep_t` from base pair probability matrix.

The probability matrix provided via the `vrna_fold_compound_t` is parsed and all pair probabilities above the given threshold are used to create an entry in the plist

The end of the plist is marked by sequence positions `i` as well as `j` equal to 0. This condition should be used to stop looping over its entries

### Parameters

- **fc** – [in] The fold compound
- **cut\_off** – [in] The cutoff value

### Returns

A pointer to the plist that is to be created

struct `vrna_dimer_pf_s`

*#include <ViennaRNA/part\_func.h>* Data structure returned by `vrna_pf_dimer()`

## Public Members

double **F0AB**

Null model without DuplexInit.

double **FAB**

all states with DuplexInit correction

double **FcAB**

true hybrid states only

double **FA**

monomer A

double **FB**

monomer B

struct `vrna_multimer_pf_s`

## Public Members

double **F\_connected**

Fully connected ensemble (incl. DuplexInitiation and rotational symmetry correction).

double \***F\_monomers**

monomers

size\_t **num\_monomers**

Number of monomers.

## 7.5.2 Local (sliding window) Partition Function and Equilibrium Probabilities

Scanning version using a sliding window approach to compute equilibrium probabilities.

### Basic local partition function interface

```
int vrna_probs_window(vrna_fold_compound_t *fc, int ulength, unsigned int options,
                    vrna_probs_window_f cb, void *data)
```

`#include <ViennaRNA/part_func_window.h>` Compute various equilibrium probabilities under a sliding window approach.

This function applies a sliding window scan for the sequence provided with the argument `fc` and reports back equilibrium probabilities through the callback function `cb`. The data reported to the callback depends on the `options` flag.

*Options:*

- `VRNA_PROBS_WINDOW_BPP` - Trigger base pairing probabilities.
- `VRNA_PROBS_WINDOW_UP` - Trigger unpaired probabilities.
- `VRNA_PROBS_WINDOW_UP_SPLIT` - Trigger detailed unpaired probabilities split up into different loop type contexts.

Options may be OR-ed together

**See also:**

`vrna_pfl_fold_cb()`, `vrna_pfl_fold_up_cb()`

---

**Note:** The parameter `ulength` only affects computation and resulting data if unpaired probability computations are requested through the `options` flag.

---

### Parameters

- **fc** – The fold compound with sequence data, model settings and precomputed energy parameters
- **ulength** – The maximal length of an unpaired segment (only for unpaired probability computations)
- **cb** – The callback function which collects the pair probability data for further processing
- **data** – Some arbitrary data structure that is passed to the callback `cb`
- **options** – Option flags to control the behavior of this function

### Returns

0 on failure, non-zero on success

## Simplified global partition function computation using sequence(s) or multiple sequence alignment(s)

*vrna\_ep\_t* \*vrna\_pfl\_fold(const char \*sequence, int window\_size, int max\_bp\_span, float cutoff)  
#include <ViennaRNA/part\_func\_window.h> Compute base pair probabilities using a sliding-window approach.

This is a simplified wrapper to *vrna\_probs\_window()* that given a nucleic acid sequence, a window size, a maximum base pair span, and a cutoff value computes the pair probabilities for any base pair in any window. The pair probabilities are returned as a list and the user has to take care to free() the memory occupied by the list.

### See also:

*vrna\_probs\_window()*, *vrna\_pfl\_fold\_cb()*, *vrna\_pfl\_fold\_up()*

---

**Note:** This function uses default model settings! For custom model settings, we refer to the function *vrna\_probs\_window()*.

In case of any computation errors, this function returns NULL

---

### Parameters

- **sequence** – The nucleic acid input sequence
- **window\_size** – The size of the sliding window
- **max\_bp\_span** – The maximum distance along the backbone between two nucleotides that form a base pairs
- **cutoff** – A cutoff value that omits all pairs with lower probability

### Returns

A list of base pair probabilities, terminated by an entry with *vrna\_ep\_t.i* and *vrna\_ep\_t.j* set to 0

int *vrna\_pfl\_fold\_cb*(const char \*sequence, int window\_size, int max\_bp\_span, *vrna\_probs\_window\_f* cb, void \*data)

#include <ViennaRNA/part\_func\_window.h> Compute base pair probabilities using a sliding-window approach (callback version)

This is a simplified wrapper to *vrna\_probs\_window()* that given a nucleic acid sequence, a window size, a maximum base pair span, and a cutoff value computes the pair probabilities for any base pair in any window. It is similar to *vrna\_pfl\_fold()* but uses a callback mechanism to return the pair probabilities.

Read the details for *vrna\_probs\_window()* for details on the callback implementation!

### See also:

*vrna\_probs\_window()*, *vrna\_pfl\_fold()*, *vrna\_pfl\_fold\_up\_cb()*

---

**Note:** This function uses default model settings! For custom model settings, we refer to the function *vrna\_probs\_window()*.

---

### Parameters

- **sequence** – The nucleic acid input sequence
- **window\_size** – The size of the sliding window

- **max\_bp\_span** – The maximum distance along the backbone between two nucleotides that form a base pairs
- **cb** – The callback function which collects the pair probability data for further processing
- **data** – Some arbitrary data structure that is passed to the callback cb

**Returns**

0 on failure, non-zero on success

```
double **vrna_pfl_fold_up(const char *sequence, int ulength, int window_size, int max_bp_span)
```

*#include <ViennaRNA/part\_func\_window.h>* Compute probability of contiguous unpaired segments.

This is a simplified wrapper to *vrna\_probs\_window()* that given a nucleic acid sequence, a maximum length of unpaired segments (*ulength*), a window size, and a maximum base pair span computes the equilibrium probability of any segment not exceeding *ulength*. The probabilities to be unpaired are returned as a 1-based, 2-dimensional matrix with dimensions  $N \times M$ , where  $N$  is the length of the sequence and  $M$  is the maximum segment length. As an example, the probability of a segment of size 5 starting at position 100 is stored in the matrix entry  $X[100][5]$ .

It is the users responsibility to free the memory occupied by this matrix.

---

**Note:** This function uses default model settings! For custom model settings, we refer to the function *vrna\_probs\_window()*.

---

**Parameters**

- **sequence** – The nucleic acid input sequence
- **ulength** – The maximal length of an unpaired segment
- **window\_size** – The size of the sliding window
- **max\_bp\_span** – The maximum distance along the backbone between two nucleotides that form a base pairs

**Returns**

The probabilities to be unpaired for any segment not exceeding *ulength*

```
int vrna_pfl_fold_up_cb(const char *sequence, int ulength, int window_size, int max_bp_span,
                       vrna_probs_window_f cb, void *data)
```

*#include <ViennaRNA/part\_func\_window.h>* Compute probability of contiguous unpaired segments.

This is a simplified wrapper to *vrna\_probs\_window()* that given a nucleic acid sequence, a maximum length of unpaired segments (*ulength*), a window size, and a maximum base pair span computes the equilibrium probability of any segment not exceeding *ulength*. It is similar to *vrna\_pfl\_fold\_up()* but uses a callback mechanism to return the unpaired probabilities.

Read the details for *vrna\_probs\_window()* for details on the callback implementation!

---

**Note:** This function uses default model settings! For custom model settings, we refer to the function *vrna\_probs\_window()*.

---

**Parameters**

- **sequence** – The nucleic acid input sequence
- **ulength** – The maximal length of an unpaired segment
- **window\_size** – The size of the sliding window

- **max\_bp\_span** – The maximum distance along the backbone between two nucleotides that form a base pairs
- **cb** – The callback function which collects the pair probability data for further processing
- **data** – Some arbitrary data structure that is passed to the callback `cb`

**Returns**

0 on failure, non-zero on success

**Defines****VRNA\_EXT\_LOOP**

`#include <ViennaRNA/part_func_window.h>` Exterior loop.

**VRNA\_HP\_LOOP**

`#include <ViennaRNA/part_func_window.h>` Hairpin loop.

**VRNA\_INT\_LOOP**

`#include <ViennaRNA/part_func_window.h>` Internal loop.

**VRNA\_MB\_LOOP**

`#include <ViennaRNA/part_func_window.h>` Multibranch loop.

**VRNA\_ANY\_LOOP**

`#include <ViennaRNA/part_func_window.h>` Any loop.

**VRNA\_PROBS\_WINDOW\_BPP**

`#include <ViennaRNA/part_func_window.h>` Trigger base pairing probabilities.

Passing this flag to `vrna_probs_window()` activates callback execution for base pairing probabilities. In turn, the corresponding callback receives this flag through the `type` argument whenever base pairing probabilities are provided.

Detailed information for the algorithm to compute unpaired probabilities can be taken from Bernhart *et al.* [2005].

**See also:**

`vrna_probs_window()`

**VRNA\_PROBS\_WINDOW\_UP**

`#include <ViennaRNA/part_func_window.h>` Trigger unpaired probabilities.

Passing this flag to `vrna_probs_window()` activates callback execution for unpaired probabilities. In turn, the corresponding callback receives this flag through the `type` argument whenever unpaired probabilities are provided.

Detailed information for the algorithm to compute unpaired probabilities can be taken from Bernhart *et al.* [2011].

**See also:**

`vrna_probs_window()`



**VRNA\_PROBS\_WINDOW\_STACKP**

*#include <ViennaRNA/part\_func\_window.h>* Trigger base pair stack probabilities.

Passing this flag to *vrna\_probs\_window()* activates callback execution for stacking probabilities. In turn, the corresponding callback receives this flag through the *type* argument whenever stack probabilities are provided.

*Bug:*

Currently, this flag is a placeholder doing nothing as the corresponding implementation for stack probability computation is missing.

**See also:**

*vrna\_probs\_window()*

**VRNA\_PROBS\_WINDOW\_UP\_SPLIT**

*#include <ViennaRNA/part\_func\_window.h>* Trigger detailed unpaired probabilities split up into different loop type contexts.

Passing this flag to *vrna\_probs\_window()* activates callback execution for unpaired probabilities. In contrast to *VRNA\_PROBS\_WINDOW\_UP* this flag requests unpaired probabilities to be split up into different loop type contexts. In turn, the corresponding callback receives the *VRNA\_PROBS\_WINDOW\_UP* flag OR-ed together with the corresponding loop type, i.e.:

- *VRNA\_EXT\_LOOP* - Exterior loop.
- *VRNA\_HP\_LOOP* - Hairpin loop.
- *VRNA\_INT\_LOOP* - Internal loop.
- *VRNA\_MB\_LOOP* - Multibranch loop.
- *VRNA\_ANY\_LOOP* - Any loop.

**See also:**

*vrna\_probs\_window()*, *VRNA\_PROBS\_WINDOW\_UP*

**VRNA\_PROBS\_WINDOW\_PF**

*#include <ViennaRNA/part\_func\_window.h>* Trigger partition function.

Passing this flag to *vrna\_probs\_window()* activates callback execution for partition function. In turn, the corresponding callback receives this flag through its *type* argument whenever partition function data is provided.

**See also:**

*vrna\_probs\_window()*

---

**Note:** Instead of actually providing the partition function  $Z$ , the callback is always provided with the corresponding ensemble free energy  $\Delta G = -RT \ln Z$ .

---

## Typedefs

```
typedef void (*vrna_probs_window_f)(FLT_OR_DBL *pr, int pr_size, int i, int max, unsigned int type, void *data)
```

*#include <ViennaRNA/part\_func\_window.h>* Sliding window probability computation callback.

### *Notes on Callback Functions:*

This function will be called for each probability data set in the sliding window probability computation implementation of *vrna\_probs\_window()*. The argument *type* specifies the type of probability that is passed to this function.

### *Types:*

- *VRNA\_PROBS\_WINDOW\_BPP* - Trigger base pairing probabilities.
- *VRNA\_PROBS\_WINDOW\_UP* - Trigger unpaired probabilities.
- *VRNA\_PROBS\_WINDOW\_PF* - Trigger partition function.

The above types usually come exclusively. However, for unpaired probabilities, the *VRNA\_PROBS\_WINDOW\_UP* flag is OR-ed together with one of the loop type contexts

- *VRNA\_EXT\_LOOP* - Exterior loop.
- *VRNA\_HP\_LOOP* - Hairpin loop.
- *VRNA\_INT\_LOOP* - Internal loop.
- *VRNA\_MB\_LOOP* - Multibranch loop.
- *VRNA\_ANY\_LOOP* - Any loop.

to indicate the particular type of data available through the *pr* pointer.

### **See also:**

*vrna\_probs\_window()*, *vrna\_pfl\_fold\_up\_cb()*

#### **Param pr**

An array of probabilities

#### **Param pr\_size**

The length of the probability array

#### **Param i**

The i-position (5') of the probabilities

#### **Param max**

The (theoretical) maximum length of the probability array

#### **Param type**

The type of data that is provided

#### **Param data**

Auxiliary data

```
void() vrna_probs_window_callback (FLT_OR_DBL *pr, int pr_size, int i, int max, unsigned int type, void *data)
```

*#include <ViennaRNA/part\_func\_window.h>*

### 7.5.3 Predicting various Thermodynamic Properties

Compute various thermodynamic properties using the partition function.

Many thermodynamic properties can be derived from the partition function

$$Z = \sum_{s \in \omega} e^{-\frac{E(s)}{kT}}.$$

In particular, for nucleic acids in equilibrium the probability  $p(F)$  of a particular structural feature  $F$  follows Boltzmann's law, i.e.:

$$p(F) \propto \sum_{s|F \in s} e^{-\frac{E(s)}{kT}}.$$

The actual probabilities can then be obtained from the ratio of those structures containing  $F$  and *all* structures, i.e.

$$p(F) = \frac{1}{Z} \sum_{s|F \in s} e^{-\frac{E(s)}{kT}}.$$

Consequently, a particular secondary structure  $s$  has equilibrium probability

$$p(s) = \frac{1}{Z} e^{-\frac{E(s)}{kT}}$$

which can be easily computed once  $Z$  and  $E(s)$  are known.

Efficient dynamic programming algorithms exist to compute the equilibrium probabilities

$$p_{ij} = \frac{1}{Z} \sum_{s|(i,j) \in s} e^{-\frac{E(s)}{kT}}$$

of base pairs  $(i, j)$  without the need for exhaustive enumeration of  $s$ .

This interface provides the functions for all thermodynamic property computations implemented in *RNAlib*.

#### Thermodynamic Properties API

##### Base pair probabilities and derived computations

```
int vrna_pairing_probs(vrna_fold_compound_t *fc, char *structure)
```

```
    #include <ViennaRNA/equilibrium_probs.h>
```

```
double vrna_mean_bp_distance_pr(int length, FLT_OR_DBL *pr)
```

```
    #include <ViennaRNA/equilibrium_probs.h> Get the mean base pair distance in the thermodynamic ensemble from a probability matrix.
```

$$\langle d \rangle = \sum_{a,b} p_a p_b d(S_a, S_b)$$

this can be computed from the pair probs  $p_{ij}$  as

$$\langle d \rangle = \sum_{ij} p_{ij} (1 - p_{ij})$$

**Parameters**

- **length** – The length of the sequence
- **pr** – The matrix containing the base pair probabilities

**Returns**

The mean pair distance of the structure ensemble

double **vrna\_mean\_bp\_distance**(*vrna\_fold\_compound\_t* \*fc)

*#include <ViennaRNA/equilibrium\_probs.h>* Get the mean base pair distance in the thermodynamic ensemble.

$$\langle d \rangle = \sum_{a,b} p_a p_b d(S_a, S_b)$$

this can be computed from the pair probs  $p_{ij}$  as

$$\langle d \rangle = \sum_{ij} p_{ij} (1 - p_{ij})$$

*SWIG Wrapper Notes:*

This function is attached as method *mean\_bp\_distance()* to objects of type *fold\_compound*. See, e.g. *RNA.fold\_compound.mean\_bp\_distance()* in the *Python API*.

**Parameters**

- **fc** – The fold compound data structure

**Returns**

The mean pair distance of the structure ensemble

double **vrna\_ensemble\_defect\_pt**(*vrna\_fold\_compound\_t* \*fc, const short \*pt)

*#include <ViennaRNA/equilibrium\_probs.h>* Compute the Ensemble Defect for a given target structure provided as a **vrna\_ptable**.

Given a target structure  $s$ , compute the average dissimilarity of a randomly drawn structure from the ensemble, i.e.:

$$ED(s) = 1 - \frac{1}{n} \sum_{ij, (i,j) \in s} p_{ij} - \frac{1}{n} \sum_i (1 - s_i) q_i$$

with sequence length  $n$ , the probability  $p_{ij}$  of a base pair  $(i, j)$ , the probability  $q_i = 1 - \sum_j p_{ij}$  of nucleotide  $i$  being unpaired, and the indicator variable  $s_i = 1$  if  $\exists (i, j) \in s$ , and  $s_i = 0$  otherwise.

*SWIG Wrapper Notes:*

This function is attached as overloaded method *ensemble\_defect()* to objects of type *fold\_compound*. See, e.g. *RNA.fold\_compound.ensemble\_defect()* in the *Python API*.

**See also:**

*vrna\_pf()*, *vrna\_pairing\_probs()*, *vrna\_ensemble\_defect()*

**Parameters**

- **fc** – A *fold\_compound* with pre-computed base pair probabilities

- **pt** – A pair table representing a target structure

**Pre**

The *vrna\_fold\_compound\_t* input parameter **fc** must contain a valid base pair probability matrix. This means that partition function and base pair probabilities must have been computed using **fc** before execution of this function!

**Returns**

The ensemble defect with respect to the target structure, or -1. upon failure, e.g. pre-conditions are not met

double **vrna\_ensemble\_defect**(*vrna\_fold\_compound\_t* \*fc, const char \*structure)

*#include <ViennaRNA/equilibrium\_probs.h>* Compute the Ensemble Defect for a given target structure.

This is a wrapper around *vrna\_ensemble\_defect\_pt()*. Given a target structure *s*, compute the average dissimilarity of a randomly drawn structure from the ensemble, i.e.:

$$ED(s) = 1 - \frac{1}{n} \sum_{ij, (i,j) \in s} p_{ij} - \frac{1}{n} \sum_i (1 - s_i) q_i$$

with sequence length *n*, the probability  $p_{ij}$  of a base pair  $(i, j)$ , the probability  $q_i = 1 - \sum_j p_{ij}$  of nucleotide *i* being unpaired, and the indicator variable  $s_i = 1$  if  $\exists (i, j) \in s$ , and  $s_i = 0$  otherwise.

*SWIG Wrapper Notes:*

This function is attached as method `ensemble_defect()` to objects of type `fold_compound`. Note that the SWIG wrapper takes a structure in dot-bracket notation and converts it into a pair table using *vrna\_ptable\_from\_string()*. The resulting pair table is then internally passed to *vrna\_ensemble\_defect\_pt()*. To control which kind of matching brackets will be used during conversion, the optional argument `options` can be used. See also the description of *vrna\_ptable\_from\_string()* for available options. (default: `VRNA_BRACKETS_RND`). See, e.g. *RNA.fold\_compound.ensemble\_defect()* in the *Python API*.

**See also:**

*vrna\_pf()*, *vrna\_pairing\_probs()*, *vrna\_ensemble\_defect\_pt()*

**Parameters**

- **fc** – A `fold_compound` with pre-computed base pair probabilities
- **structure** – A target structure in dot-bracket notation

**Pre**

The *vrna\_fold\_compound\_t* input parameter **fc** must contain a valid base pair probability matrix. This means that partition function and base pair probabilities must have been computed using **fc** before execution of this function!

**Returns**

The ensemble defect with respect to the target structure, or -1. upon failure, e.g. pre-conditions are not met

double \***vrna\_positional\_entropy**(*vrna\_fold\_compound\_t* \*fc)

*#include <ViennaRNA/equilibrium\_probs.h>* Compute a vector of positional entropies.

This function computes the positional entropies from base pair probabilities as

$$S(i) = - \sum_j p_{ij} \log(p_{ij}) - q_i \log(q_i)$$

with unpaired probabilities  $q_i = 1 - \sum_j p_{ij}$ .

Low entropy regions have little structural flexibility and the reliability of the predicted structure is high. High entropy implies many structural alternatives. While these alternatives may be functionally important, they make structure prediction more difficult and thus less reliable.

#### SWIG Wrapper Notes:

This function is attached as method `positional_entropy()` to objects of type `fold_compound`. See, e.g. `RNA.fold_compound.positional_entropy()` in the *Python API*.

#### Parameters

- **fc** – A `fold_compound` with pre-computed base pair probabilities

#### Pre

This function requires pre-computed base pair probabilities! Thus, `vrna_pf()` must be called beforehand.

#### Returns

A 1-based vector of positional entropies  $S(i)$ . (position 0 contains the sequence length)

```
vrna_ep_t *vrna_stack_prob(vrna_fold_compound_t *fc, double cutoff)
```

`#include <ViennaRNA/equilibrium_probs.h>` Compute stacking probabilities.

For each possible base pair  $(i, j)$ , compute the probability of a stack  $(i, j)$ ,  $(i + 1, j - 1)$ .

#### Parameters

- **fc** – The fold compound data structure with precomputed base pair probabilities
- **cutoff** – A cutoff value that limits the output to stacks with  $p > \text{cutoff}$ .

#### Returns

A list of stacks with enclosing base pair  $(i, j)$  and probability  $p$

## Multimer probabilities computations

```
void vrna_pf_dimer_probs(double FAB, double FA, double FB, vrna_ep_t *prAB, const vrna_ep_t
                        *prA, const vrna_ep_t *prB, int Alength, const vrna_exp_param_t
                        *exp_params)
```

`#include <ViennaRNA/equilibrium_probs.h>` Compute Boltzmann probabilities of dimerization without homodimers.

Given the pair probabilities and free energies (in the null model) for a dimer AB and the two constituent monomers A and B, compute the conditional pair probabilities given that a dimer AB actually forms. Null model pair probabilities are given as a list as produced by `vrna_plist_from_probs()`, the dimer probabilities 'prAB' are modified in place.

#### Parameters

- **FAB** – free energy of dimer AB
- **FA** – free energy of monomer A
- **FB** – free energy of monomer B
- **prAB** – pair probabilities for dimer
- **prA** – pair probabilities monomer
- **prB** – pair probabilities monomer
- **Alength** – Length of molecule A
- **exp\_params** – The precomputed Boltzmann factors

## Structure probability computations

double **vrna\_pr\_structure**(vrna\_fold\_compound\_t \*fc, const char \*structure)

#include <ViennaRNA/equilibrium\_probs.h> Compute the equilibrium probability of a particular secondary structure.

The probability  $p(s)$  of a particular secondary structure  $s$  can be computed as

$$p(s) = \frac{\exp(-\beta E(s))}{Z}$$

from the structures free energy  $E(s)$  and the partition function

$$Z = \sum_s \exp(-\beta E(s)), \quad \text{with } \beta = \frac{1}{RT}$$

where  $R$  is the gas constant and  $T$  the thermodynamic temperature.

### SWIG Wrapper Notes:

This function is attached as method `pr_structure()` to objects of type `fold_compound`. See, e.g. `RNA.fold_compound.pr_structure()` in the *Python API*.

### Parameters

- **fc** – The fold compound data structure with precomputed partition function
- **structure** – The secondary structure to compute the probability for in dot-bracket notation

### Pre

The fold compound `fc` must have went through a call to `vrna_pf()` to fill the dynamic programming matrices with the corresponding partition function.

### Returns

The probability of the input structure (range [0 : 1])

double **vrna\_pr\_energy**(vrna\_fold\_compound\_t \*fc, double e)

#include <ViennaRNA/equilibrium\_probs.h>

### SWIG Wrapper Notes:

This function is attached as method `pr_energy()` to objects of type `fold_compound`. See, e.g. `RNA.fold_compound.pr_energy()` in the *Python API*.

## Basic heat capacity function interface

vrna\_heat\_capacity\_t \*vrna\_heat\_capacity(vrna\_fold\_compound\_t \*fc, float T\_min, float T\_max, float T\_increment, unsigned int mpoints)

#include <ViennaRNA/heat\_capacity.h> Compute the specific heat for an RNA.

This function computes an RNAs specific heat in a given temperature range from the partition function by numeric differentiation. The result is returned as a list of pairs of temperature in C and specific heat in Kcal/(Mol\*K).

Users can specify the temperature range for the computation from `T_min` to `T_max`, as well as the increment step size `T_increment`. The latter also determines how many times the partition function is computed. Finally, the parameter `mpoints` determines how smooth the curve should be. The algorithm

itself fits a parabola to  $2 \cdot mpoints + 1$  data points to calculate 2nd derivatives. Increasing this parameter produces a smoother curve.

*SWIG Wrapper Notes:*

This function is attached as overloaded method `heat_capacity()` to objects of type `fold_compound`. If the optional function arguments `T_min`, `T_max`, `T_increment`, and `mpoints` are omitted, they default to 0.0, 100.0, 1.0 and 2, respectively. See, e.g. `RNA.fold_compound.heat_capacity()` in the *Python API*.

**See also:**

`vrna_heat_capacity_cb()`, `vrna_heat_capacity_t`, `vrna_heat_capacity_s`

**Parameters**

- **fc** – The `vrna_fold_compound_t` with the RNA sequence to analyze
- **T\_min** – Lowest temperature in C
- **T\_max** – Highest temperature in C
- **T\_increment** – Stepsize for temperature incrementation in C (a reasonable choice might be 1C)
- **mpoints** – The number of interpolation points to calculate 2nd derivative (a reasonable choice might be 2, min: 1, max: 100)

**Returns**

A list of pairs of temperatures and corresponding heat capacity or `NULL` upon any failure. The last entry of the list is indicated by a **temperature** field set to a value smaller than `T_min`

```
int vrna_heat_capacity_cb(vrna_fold_compound_t *fc, float T_min, float T_max, float T_increment,
                        unsigned int mpoints, vrna_heat_capacity_f cb, void *data)
```

*#include <ViennaRNA/heat\_capacity.h>* Compute the specific heat for an RNA (callback variant)

Similar to `vrna_heat_capacity()`, this function computes an RNAs specific heat in a given temperature range from the partition function by numeric differentiation. Instead of returning a list of temperature/specific heat pairs, however, this function returns the individual results through a callback mechanism. The provided function will be called for each result and passed the corresponding temperature and specific heat values along with the arbitrary data as provided through the `data` pointer argument.

Users can specify the temperature range for the computation from `T_min` to `T_max`, as well as the increment step size `T_increment`. The latter also determines how many times the partition function is computed. Finally, the parameter `mpoints` determines how smooth the curve should be. The algorithm itself fits a parabola to  $2 \cdot mpoints + 1$  data points to calculate 2nd derivatives. Increasing this parameter produces a smoother curve.

*SWIG Wrapper Notes:*

This function is attached as method `heat_capacity_cb()` to objects of type `fold_compound`. See, e.g. `RNA.fold_compound.heat_capacity_cb()` in the *Python API*.

**See also:**

`vrna_heat_capacity()`, `vrna_heat_capacity_f`

**Parameters**

- **fc** – The `vrna_fold_compound_t` with the RNA sequence to analyze
- **T\_min** – Lowest temperature in C
- **T\_max** – Highest temperature in C



- **T\_increment** – Stepsize for temperature incrementation in C (a reasonable choice might be 1C)
- **mpoints** – The number of interpolation points to calculate 2nd derivative (a reasonable choice might be 2, min: 1, max: 100)
- **cb** – The user-defined callback function that receives the individual results
- **data** – An arbitrary data structure that will be passed to the callback in conjunction with the results

#### Returns

Returns 0 upon failure, and non-zero otherwise

### Simplified heat capacity computation

`vrna_heat_capacity_t*vrna_heat_capacity_simple`(const char \*sequence, float T\_min, float T\_max, float T\_increment, unsigned int mpoints)

*#include <ViennaRNA/heat\_capacity.h>* Compute the specific heat for an RNA (simplified variant)

Similar to `vrna_heat_capacity()`, this function computes an RNAs specific heat in a given temperature range from the partition function by numeric differentiation. This simplified version, however, only requires the RNA sequence as input instead of a `vrna_fold_compound_t` data structure. The result is returned as a list of pairs of temperature in C and specific heat in Kcal/(Mol\*K).

Users can specify the temperature range for the computation from `T_min` to `T_max`, as well as the increment step size `T_increment`. The latter also determines how many times the partition function is computed. Finally, the parameter `mpoints` determines how smooth the curve should be. The algorithm itself fits a parabola to  $2 \cdot \text{mpoints} + 1$  data points to calculate 2nd derivatives. Increasing this parameter produces a smoother curve.

#### SWIG Wrapper Notes:

This function is available as overloaded function `heat_capacity()`. If the optional function arguments `T_min`, `T_max`, `T_increment`, and `mpoints` are omitted, they default to 0.0, 100.0, 1.0 and 2, respectively. See, e.g. `RNA.head_capacity()` in the *Python API*.

#### See also:

`vrna_heat_capacity()`, `vrna_heat_capacity_cb()`, `vrna_heat_capacity_t`, `vrna_heat_capacity_s`

#### Parameters

- **sequence** – The RNA sequence input (must be uppercase)
- **T\_min** – Lowest temperature in C
- **T\_max** – Highest temperature in C
- **T\_increment** – Stepsize for temperature incrementation in C (a reasonable choice might be 1C)
- **mpoints** – The number of interpolation points to calculate 2nd derivative (a reasonable choice might be 2, min: 1, max: 100)

#### Returns

A list of pairs of temperatures and corresponding heat capacity or `NULL` upon any failure. The last entry of the list is indicated by a **temperature** field set to a value smaller than `T_min`

## Typedefs

```
typedef void (*vrna_heat_capacity_f)(float temp, float heat_capacity, void *data)
#include <ViennaRNA/heat_capacity.h> The callback for heat capacity predictions.
```

### *Notes on Callback Functions:*

This function will be called for each evaluated temperature in the heat capacity prediction.

### **See also:**

*vrna\_heat\_capacity\_cb()*

#### **Param temp**

The current temperature this results corresponds to in C

#### **Param heat\_capacity**

The heat capacity in Kcal/(Mol \* K)

#### **Param data**

Some arbitrary data pointer passed through by the function executing the callback

```
void() vrna_heat_capacity_callback (float temp, float heat_capacity, void *data)
#include <ViennaRNA/heat_capacity.h>
```

```
typedef struct vrna_heat_capacity_s vrna_heat_capacity_t
#include <ViennaRNA/heat_capacity.h> A single result from heat capacity computations.
This is a convenience typedef for vrna_heat_capacity_s, i.e. results as obtained from
vrna_heat_capacity()
```

```
struct vrna_heat_capacity_s
#include <ViennaRNA/heat_capacity.h> A single result from heat capacity computations.
```

### **See also:**

*vrna\_heat\_capacity()*

## **Public Members**

float **temperature**

The temperature in C.

float **heat\_capacity**

The specific heat at this temperature in Kcal/(Mol \* K)

## 7.5.4 Deprecated Interface for Global Partition Function Computation

### Unnamed Group

```
float alipf_fold_par(const char **sequences, char *structure, vrna_ep_t **pl, vrna_exp_param_t
    *parameters, int calculate_bppm, int is_constrained, int is_circular)
```

```
#include <ViennaRNA/alifold.h>
```

*Deprecated:*

Use *vrna\_pf()* instead

#### Parameters

- **sequences** –
- **structure** –
- **pl** –
- **parameters** –
- **calculate\_bppm** –
- **is\_constrained** –
- **is\_circular** –

#### Returns

```
float alipf_fold(const char **sequences, char *structure, vrna_ep_t **pl)
```

*#include <ViennaRNA/alifold.h>* The partition function version of *alifold()* works in analogy to *pf\_fold()*. Pair probabilities and information about sequence covariations are returned via the ‘pi’ variable as a list of *vrna\_pinfo\_t* structs. The list is terminated by the first entry with pi.i = 0.

*Deprecated:*

Use *vrna\_pf()* instead

#### Parameters

- **sequences** –
- **structure** –
- **pl** –

#### Returns

```
float alipf_circ_fold(const char **sequences, char *structure, vrna_ep_t **pl)
```

```
#include <ViennaRNA/alifold.h>
```

*Deprecated:*

Use *vrna\_pf()* instead

#### Parameters

- **sequences** –
- **structure** –
- **pl** –

**Returns**

*FLT\_OR\_DBL* \***export\_ali\_bppm**(void)

*#include* <ViennaRNA/alifold.h> Get a pointer to the base pair probability array.

Accessing the base pair probabilities for a pair (i,j) is achieved by

```
FLT_OR_DBL *pr = export_bppm(); pr_ij = pr[iindx[i]-j];
```

*Deprecated:*

Usage of this function is discouraged! The new *vrna\_fold\_compound\_t* allows direct access to the folding matrices, including the pair probabilities! The pair probability array returned here reflects the one of the latest call to *vrna\_pf()*, or any of the old API calls for consensus structure partition function folding.

**See also:**

*vrna\_fold\_compound\_t*, *vrna\_fold\_compound\_comparative()*, and *vrna\_pf()*

**Returns**

A pointer to the base pair probability array

void **free\_alipf\_arrays**(void)

*#include* <ViennaRNA/alifold.h> Free the memory occupied by folding matrices allocated by *alipf\_fold*, *alipf\_circ\_fold*, etc.

*Deprecated:*

Usage of this function is discouraged! This function only free's memory allocated by old API function calls. Memory allocated by any of the new API calls (starting with *vrna\_*) will be not affected!

**See also:**

*vrna\_fold\_compound\_t*, *vrna\_vrna\_fold\_compound\_free()*

char \***alipbacktrack**(double \*prob)

*#include* <ViennaRNA/alifold.h> Sample a consensus secondary structure from the Boltzmann ensemble according its probability.

*Deprecated:*

Use *vrna\_pbacktrack()* instead!

**Parameters**

- **prob** – to be described (berni)

**Returns**

A sampled consensus secondary structure in dot-bracket notation

int **get\_alipf\_arrays**(short \*\*\*S\_p, short \*\*\*S5\_p, short \*\*\*S3\_p, unsigned short \*\*\*a2s\_p, char \*\*\*Ss\_p, *FLT\_OR\_DBL* \*\*qb\_p, *FLT\_OR\_DBL* \*\*qm\_p, *FLT\_OR\_DBL* \*\*q1k\_p, *FLT\_OR\_DBL* \*\*q1n\_p, short \*\*pscore)

`#include <ViennaRNA/alifold.h>` Get pointers to (almost) all relevant arrays used in alifold's partition function computation.

*Deprecated:*

It is discouraged to use this function! The new `vrna_fold_compound_t` allows direct access to all necessary consensus structure prediction related variables!

**See also:**

`vrna_fold_compound_t`, `vrna_fold_compound_comparative()`, `vrna_pf()`, `pf_alifold()`, `alipf_circ_fold()`

---

**Note:** To obtain meaningful pointers, call `alipf_fold` first!

---

### Parameters

- **S\_p** – A pointer to the ‘S’ array (integer representation of nucleotides)
- **S5\_p** – A pointer to the ‘S5’ array
- **S3\_p** – A pointer to the ‘S3’ array
- **a2s\_p** – A pointer to the alignment-column to sequence position mapping array
- **Ss\_p** – A pointer to the ‘Ss’ array
- **qb\_p** – A pointer to the  $Q^B$  matrix
- **qm\_p** – A pointer to the  $Q^M$  matrix
- **q1k\_p** – A pointer to the 5’ slice of the Q matrix ( $q1k(k) = Q(1, k)$ )
- **qln\_p** – A pointer to the 3’ slice of the Q matrix ( $qln(l) = Q(l, n)$ )
- **pscore** – A pointer to the start of a pscore list

### Returns

Non Zero if everything went fine, 0 otherwise

### Functions

float **pf\_fold\_par**(const char \*sequence, char \*structure, *vrna\_exp\_param\_t* \*parameters, int calculate\_bppm, int is\_constrained, int is\_circular)

`#include <ViennaRNA/part_func.h>` Compute the partition function  $Q$  for a given RNA sequence.

If *structure* is not a NULL pointer on input, it contains on return a string consisting of the letters “. , | { } ( ) ” denoting bases that are essentially unpaired, weakly paired, strongly paired without preference, weakly upstream (downstream) paired, or strongly up- (down-)stream paired bases, respectively. If `fold_constrained` is not 0, the *structure* string is interpreted on input as a list of constraints for the folding. The character “x” marks bases that must be unpaired, matching brackets “( )” denote base pairs, all other characters are ignored. Any pairs conflicting with the constraint will be forbidden. This is usually sufficient to ensure the constraints are honored. If the parameter `calculate_bppm` is set to 0 base pairing probabilities will not be computed (saving CPU time), otherwise after calculations took place `pr` will contain the probability that bases  $i$  and  $j$  pair.

*Deprecated:*

Use `vrna_pf()` instead

**See also:**

*vrna\_pf()*, *bppm\_to\_structure()*, *export\_bppm()*, *vrna\_exp\_params()*, *free\_pf\_arrays()*

---

**Note:** The global array *pr* is deprecated and the user who wants the calculated base pair probabilities for further computations is advised to use the function *export\_bppm()*

---

**Parameters**

- **sequence** – [in] The RNA sequence input
- **structure** – [inout] A pointer to a char array where a base pair probability information can be stored in a pseudo-dot-bracket notation (may be NULL, too)
- **parameters** – [in] Data structure containing the precalculated Boltzmann factors
- **calculate\_bppm** – [in] Switch to Base pair probability calculations on/off (0==off)
- **is\_constrained** – [in] Switch to indicate that a structure constraint is passed via the structure argument (0==off)
- **is\_circular** – [in] Switch to (de-)activate postprocessing steps in case RNA sequence is circular (0==off)

**Post**

After successful run the hidden folding matrices are filled with the appropriate Boltzmann factors. Depending on whether the global variable *do\_backtrack* was set the base pair probabilities are already computed and may be accessed for further usage via the *export\_bppm()* function. A call of *free\_pf\_arrays()* will free all memory allocated by this function. Successive calls will first free previously allocated memory before starting the computation.

**Returns**

The ensemble free energy  $G = -RT \cdot \log(Q)$  in kcal/mol

float **pf\_fold**(const char \*sequence, char \*structure)

*#include <ViennaRNA/part\_func.h>* Compute the partition function  $Q$  of an RNA sequence.

If *structure* is not a NULL pointer on input, it contains on return a string consisting of the letters ". , | { } ( )" denoting bases that are essentially unpaired, weakly paired, strongly paired without preference, weakly upstream (downstream) paired, or strongly up- (down-)stream paired bases, respectively. If *fold\_constrained* is not 0, the *structure* string is interpreted on input as a list of constraints for the folding. The character "x" marks bases that must be unpaired, matching brackets "( )" denote base pairs, all other characters are ignored. Any pairs conflicting with the constraint will be forbidden. This is usually sufficient to ensure the constraints are honored. If *do\_backtrack* has been set to 0 base pairing probabilities will not be computed (saving CPU time), otherwise *pr* will contain the probability that bases *i* and *j* pair.

**See also:**

*pf\_fold\_par()*, *pf\_circ\_fold()*, *bppm\_to\_structure()*, *export\_bppm()*

---

**Note:** The global array *pr* is deprecated and the user who wants the calculated base pair probabilities for further computations is advised to use the function *export\_bppm()*. **OpenMP:** This function is not entirely threadsafe. While the recursions are working on their own copies of data the model details for the recursions are determined from the global settings just before entering the recursions. Consider using *pf\_fold\_par()* for a really threadsafe implementation.

---

**Parameters**

- **sequence** – The RNA sequence input
- **structure** – A pointer to a char array where a base pair probability information can be stored in a pseudo-dot-bracket notation (may be NULL, too)

**Pre**

This function takes its model details from the global variables provided in *RNAlib*

**Post**

After successful run the hidden folding matrices are filled with the appropriate Boltzmann factors. Depending on whether the global variable *do\_backtrack* was set the base pair probabilities are already computed and may be accessed for further usage via the *export\_bppm()* function. A call of *free\_pf\_arrays()* will free all memory allocated by this function. Successive calls will first free previously allocated memory before starting the computation.

**Returns**

The ensemble free energy  $G = -RT \cdot \log(Q)$  in kcal/mol

```
float pf_circ_fold(const char *sequence, char *structure)
```

*#include <ViennaRNA/part\_func.h>* Compute the partition function of a circular RNA sequence.

*Deprecated:*

Use *vrna\_pf()* instead!

**See also:**

*vrna\_pf()*

---

**Note:** The global array *pr* is deprecated and the user who wants the calculated base pair probabilities for further computations is advised to use the function *export\_bppm()*. **OpenMP:** This function is not entirely threadsafe. While the recursions are working on their own copies of data the model details for the recursions are determined from the global settings just before entering the recursions. Consider using *pf\_fold\_par()* for a really threadsafe implementation.

---

**Pre**

This function takes its model details from the global variables provided in *RNAlib*

**Post**

After successful run the hidden folding matrices are filled with the appropriate Boltzmann factors. Depending on whether the global variable *do\_backtrack* was set the base pair probabilities are already computed and may be accessed for further usage via the *export\_bppm()* function. A call of *free\_pf\_arrays()* will free all memory allocated by this function. Successive calls will first free previously allocated memory before starting the computation.

**Parameters**

- **sequence** – [in] The RNA sequence input
- **structure** – [inout] A pointer to a char array where a base pair probability information can be stored in a pseudo-dot-bracket notation (may be NULL, too)

**Returns**

The ensemble free energy  $G = -RT \cdot \log(Q)$  in kcal/mol

void **free\_pf\_arrays**(void)

*#include <ViennaRNA/part\_func.h>* Free arrays for the partition function recursions.

Call this function if you want to free all allocated memory associated with the partition function forward recursion.

*Deprecated:*

See `vrna_fold_compound_t` and its related functions for how to free memory occupied by the dynamic programming matrices

**See also:**

*pf\_fold\_par()*, *pf\_fold()*, *pf\_circ\_fold()*

---

**Note:** Successive calls of *pf\_fold()*, *pf\_circ\_fold()* already check if they should free any memory from a previous run. **OpenMP notice:** This function should be called before leaving a thread in order to avoid leaking memory

---

**Post**

All memory allocated by *pf\_fold\_par()*, *pf\_fold()* or *pf\_circ\_fold()* will be free'd

void **update\_pf\_params**(int length)

*#include <ViennaRNA/part\_func.h>* Recalculate energy parameters.

Call this function to recalculate the pair matrix and energy parameters after a change in folding parameters like *temperature*

*Deprecated:*

Use *vrna\_exp\_params\_subst()* instead

void **update\_pf\_params\_par**(int length, *vrna\_exp\_param\_t* \*parameters)

*#include <ViennaRNA/part\_func.h>* Recalculate energy parameters.

*Deprecated:*

Use *vrna\_exp\_params\_subst()* instead

*FLT\_OR\_DBL* \***export\_bppm**(void)

*#include <ViennaRNA/part\_func.h>* Get a pointer to the base pair probability array.

Accessing the base pair probabilities for a pair (i,j) is achieved by

<pre>FLT_OR_DBL *pr = export_bppm(); pr_ij         = pr[iindx[i]-j];</pre>
--

**See also:**

*pf\_fold()*, *pf\_circ\_fold()*, *vrna\_idx\_row\_wise()*

**Pre**

Call *pf\_fold\_par()*, *pf\_fold()* or *pf\_circ\_fold()* first to fill the base pair probability array

**Returns**

A pointer to the base pair probability array



```
int get_pf_arrays(short **S_p, short **S1_p, char **ptype_p, FLT_OR_DBL **qb_p, FLT_OR_DBL
                 **qm_p, FLT_OR_DBL **q1k_p, FLT_OR_DBL **qln_p)
```

*#include <ViennaRNA/part\_func.h>* Get the pointers to (almost) all relevant computation arrays used in partition function computation.

**See also:**

*pf\_fold\_par()*, *pf\_fold()*, *pf\_circ\_fold()*

#### Parameters

- **S\_p** – [out] A pointer to the ‘S’ array (integer representation of nucleotides)
- **S1\_p** – [out] A pointer to the ‘S1’ array (2nd integer representation of nucleotides)
- **ptype\_p** – [out] A pointer to the pair type matrix
- **qb\_p** – [out] A pointer to the  $Q^B$  matrix
- **qm\_p** – [out] A pointer to the  $Q^M$  matrix
- **q1k\_p** – [out] A pointer to the 5’ slice of the Q matrix ( $q1k(k) = Q(1, k)$ )
- **qln\_p** – [out] A pointer to the 3’ slice of the Q matrix ( $qln(l) = Q(l, n)$ )

#### Pre

In order to assign meaningful pointers, you have to call *pf\_fold\_par()* or *pf\_fold()* first!

#### Returns

Non Zero if everything went fine, 0 otherwise

```
double get_subseq_F(int i, int j)
```

*#include <ViennaRNA/part\_func.h>* Get the free energy of a subsequence from the q[] array.

```
double mean_bp_distance(int length)
```

*#include <ViennaRNA/part\_func.h>* Get the mean base pair distance of the last partition function computation.

*Deprecated:*

Use *vrna\_mean\_bp\_distance()* or *vrna\_mean\_bp\_distance\_pr()* instead!

**See also:**

*vrna\_mean\_bp\_distance()*, *vrna\_mean\_bp\_distance\_pr()*

#### Parameters

- **length** –

#### Returns

mean base pair distance in thermodynamic ensemble

```
double mean_bp_distance_pr(int length, FLT_OR_DBL *pr)
```

*#include <ViennaRNA/part\_func.h>* Get the mean base pair distance in the thermodynamic ensemble.

This is a threadsafe implementation of *mean\_bp\_dist()* !

$\langle d \rangle = \sum_{a,b} p_a p_b d(S_a, S_b)$  this can be computed from the pair probs  $p_{ij}$  as  $\langle d \rangle = \sum_{ij} p_{ij}(1 - p_{ij})$

*Deprecated:*

Use `vrna_mean_bp_distance()` or `vrna_mean_bp_distance_pr()` instead!

#### Parameters

- **length** – The length of the sequence
- **pr** – The matrix containing the base pair probabilities

#### Returns

The mean pair distance of the structure ensemble

`vrna_ep_t *stackProb(double cutoff)`

`#include <ViennaRNA/part_func.h>` Get the probability of stacks.

*Deprecated:*

Use `vrna_stack_prob()` instead!

void **init\_pf\_fold**(int length)

`#include <ViennaRNA/part_func.h>` Allocate space for `pf_fold()`

*Deprecated:*

This function is obsolete and will be removed soon!

`vrna_dimer_pf_t co_pf_fold(char *sequence, char *structure)`

`#include <ViennaRNA/part_func_co.h>` Calculate partition function and base pair probabilities.

This is the cofold partition function folding. The second molecule starts at the `cut_point` nucleotide.

*Deprecated:*

{Use `vrna_pf_dimer()` instead!}

---

**Note:** OpenMP: Since this function relies on the global parameters `do_backtrack`, `dangles`, `temperature` and `pf_scale` it is not threadsafe according to concurrent changes in these variables! Use `co_pf_fold_par()` instead to circumvent this issue.

---

#### Parameters

- **sequence** – Concatenated RNA sequences
- **structure** – Will hold the structure or constraints

#### Returns

`vrna_dimer_pf_t` structure containing a set of energies needed for concentration computations.

`vrna_dimer_pf_t co_pf_fold_par(char *sequence, char *structure, vrna_exp_param_t *parameters, int calculate_bppm, int is_constrained)`

`#include <ViennaRNA/part_func_co.h>` Calculate partition function and base pair probabilities.

This is the cofold partition function folding. The second molecule starts at the `cut_point` nucleotide.

*Deprecated:*

Use `vrna_pf_dimer()` instead!

**See also:**

`get_boltzmann_factors()`, `co_pf_fold()`

#### Parameters

- **sequence** – Concatenated RNA sequences
- **structure** – Pointer to the structure constraint
- **parameters** – Data structure containing the precalculated Boltzmann factors
- **calculate\_bppm** – Switch to turn Base pair probability calculations on/off (0==off)
- **is\_constrained** – Switch to indicate that a structure constraint is passed via the structure argument (0==off)

#### Returns

`vrna_dimer_pf_t` structure containing a set of energies needed for concentration computations.

```
void compute_probabilities(double FAB, double FEA, double FEB, vrna_ep_t *prAB, vrna_ep_t
    *prA, vrna_ep_t *prB, int Alength)
```

*#include <ViennaRNA/part\_func\_co.h>* Compute Boltzmann probabilities of dimerization without homodimers.

Given the pair probabilities and free energies (in the null model) for a dimer AB and the two constituent monomers A and B, compute the conditional pair probabilities given that a dimer AB actually forms. Null model pair probabilities are given as a list as produced by `assign_plist_from_pr()`, the dimer probabilities 'prAB' are modified in place.

*Deprecated:*

{ Use `vrna_pf_dimer_probs()` instead! }

#### Parameters

- **FAB** – free energy of dimer AB
- **FEA** – free energy of monomer A
- **FEB** – free energy of monomer B
- **prAB** – pair probabilities for dimer
- **prA** – pair probabilities monomer
- **prB** – pair probabilities monomer
- **Alength** – Length of molecule A

```
void init_co_pf_fold(int length)
```

*#include <ViennaRNA/part\_func\_co.h>* DO NOT USE THIS FUNCTION ANYMORE

*Deprecated:*

{ This function is deprecated and will be removed soon! }

```
FLT_OR_DBL *export_co_bppm(void)
```

*#include <ViennaRNA/part\_func\_co.h>* Get a pointer to the base pair probability array.

Accessing the base pair probabilities for a pair (i,j) is achieved by

```
FLT_OR_DBL *pr = export_bppm(); pr_ij = pr[iindx[i]-j];
```

*Deprecated:*

This function is deprecated and will be removed soon! The base pair probability array is available through the *vrna\_fold\_compound\_t* data structure, and its associated *vrna\_mx\_pf\_t* member.

**See also:**

*vrna\_idx\_row\_wise()*

**Returns**

A pointer to the base pair probability array

void **free\_co\_pf\_arrays**(void)

*#include <ViennaRNA/part\_func\_co.h>* Free the memory occupied by *co\_pf\_fold()*

*Deprecated:*

This function will be removed for the new API soon! See *vrna\_pf\_dimer()*, *vrna\_fold\_compound()*, and *vrna\_fold\_compound\_free()* for an alternative

void **update\_co\_pf\_params**(int length)

*#include <ViennaRNA/part\_func\_co.h>* Recalculate energy parameters.

This function recalculates all energy parameters given the current model settings.

*Deprecated:*

Use *vrna\_exp\_params\_subst()* instead!

**Parameters**

- **length** – Length of the current RNA sequence

void **update\_co\_pf\_params\_par**(int length, *vrna\_exp\_param\_t* \*parameters)

*#include <ViennaRNA/part\_func\_co.h>* Recalculate energy parameters.

This function recalculates all energy parameters given the current model settings. Its second argument can either be NULL or a data structure containing the precomputed Boltzmann factors. In the first scenario, the necessary data structure will be created automatically according to the current global model settings, i.e. this mode might not be threadsafe. However, if the provided data structure is not NULL, threadsafety for the model parameters *dangles*, *pf\_scale* and *temperature* is regained, since their values are taken from this data structure during subsequent calculations.

*Deprecated:*

Use *vrna\_exp\_params\_subst()* instead!

**Parameters**

- **length** – Length of the current RNA sequence
- **parameters** – data structure containing the precomputed Boltzmann factors

void **assign\_plist\_from\_db**(*vrna\_ep\_t* \*\*pl, const char \*struc, float pr)

*#include* <ViennaRNA/utils/structures.h> Create a *vrna\_ep\_t* from a dot-bracket string.

The dot-bracket string is parsed and for each base pair an entry in the plist is created. The probability of each pair in the list is set by a function parameter.

The end of the plist is marked by sequence positions *i* as well as *j* equal to 0. This condition should be used to stop looping over its entries

*Deprecated:*

Use *vrna\_plist()* instead

#### Parameters

- **pl** – A pointer to the *vrna\_ep\_t* that is to be created
- **struc** – The secondary structure in dot-bracket notation
- **pr** – The probability for each base pair

void **assign\_plist\_from\_pr**(*vrna\_ep\_t* \*\*pl, *FLT\_OR\_DBL* \*probs, int length, double cutoff)

*#include* <ViennaRNA/utils/structures.h> Create a *vrna\_ep\_t* from a probability matrix.

The probability matrix given is parsed and all pair probabilities above the given threshold are used to create an entry in the plist

The end of the plist is marked by sequence positions *i* as well as *j* equal to 0. This condition should be used to stop looping over its entries

*Deprecated:*

Use *vrna\_plist\_from\_probs()* instead!

---

**Note:** This function is threadsafe

---

#### Parameters

- **pl** – [out] A pointer to the *vrna\_ep\_t* that is to be created
- **probs** – [in] The probability matrix used for creating the plist
- **length** – [in] The length of the RNA sequence
- **cutoff** – [in] The cutoff value

## 7.5.5 Deprecated Interface for Local (Sliding Window) Partition Function Computation

## Functions

void **update\_pf\_paramsLP**(int length)

*#include <ViennaRNA/LPfold.h>*

### Parameters

- **length** –

void **update\_pf\_paramsLP\_par**(int length, *vrna\_exp\_param\_t* \*parameters)

*#include <ViennaRNA/LPfold.h>*

*vrna\_ep\_t* \***pfl\_fold**(char \*sequence, int winSize, int pairSize, float cutoffb, double \*\*pU, *vrna\_ep\_t* \*\*dpp2, FILE \*pUfp, FILE \*spup)

*#include <ViennaRNA/LPfold.h>* Compute partition functions for locally stable secondary structures.

**pfl\_fold** computes partition functions for every window of size ‘winSize’ possible in a RNA molecule, allowing only pairs with a span smaller than ‘pairSize’. It returns the mean pair probabilities averaged over all windows containing the pair in ‘pl’. ‘winSize’ should always be  $\geq$  ‘pairSize’. Note that in contrast to *Lfold()*, bases outside of the window do not influence the structure at all. Only probabilities higher than ‘cutoffb’ are kept.

If ‘pU’ is supplied (i.e. is not the NULL pointer), *pfl\_fold()* will also compute the mean probability that regions of length ‘u’ and smaller are unpaired. The parameter ‘u’ is supplied in ‘pup[0][0]’. On return the ‘pup’ array will contain these probabilities, with the entry on ‘pup[x][y]’ containing the mean probability that x and the y-1 preceding bases are unpaired. The ‘pU’ array needs to be large enough to hold  $n+1$  float\* entries, where n is the sequence length.

If an array dpp2 is supplied, the probability of base pair (i,j) given that there already exists a base pair (i+1,j-1) is also computed and saved in this array. If pUfp is given (i.e. not NULL), pU is not saved but put out immediately. If spup is given (i.e. is not NULL), the pair probabilities in pl are not saved but put out immediately.

### Parameters

- **sequence** – RNA sequence
- **winSize** – size of the window
- **pairSize** – maximum size of base pair
- **cutoffb** – cutoffb for base pairs
- **pU** – array holding all unpaired probabilities
- **dpp2** – array of dependent pair probabilities
- **pUfp** – file pointer for pU
- **spup** – file pointer for pair probabilities

### Returns

list of pair probabilities

*vrna\_ep\_t* \***pfl\_fold\_par**(char \*sequence, int winSize, int pairSize, float cutoffb, double \*\*pU, *vrna\_ep\_t* \*\*dpp2, FILE \*pUfp, FILE \*spup, *vrna\_exp\_param\_t* \*parameters)

*#include <ViennaRNA/LPfold.h>* Compute partition functions for locally stable secondary structures.

void **putoutpU\_prob**(double \*\*pU, int length, int ulength, FILE \*fp, int energies)

*#include <ViennaRNA/LPfold.h>* Writes the unpaired probabilities (pU) or opening energies into a file.

Can write either the unpaired probabilities (accessibilities) pU or the opening energies  $-\log(pU)kT$  into a file

### Parameters

- **pU** – pair probabilities

- **length** – length of RNA sequence
- **ulength** – maximum length of unpaired stretch
- **fp** – file pointer of destination file
- **energies** – switch to put out as opening energies

void **putoutpU\_prob\_bin**(double \*\*pU, int length, int ulength, FILE \*fp, int energies)

*#include <ViennaRNA/LPfold.h>* Writes the unpaired probabilities (pU) or opening energies into a binary file.

Can write either the unpaired probabilities (accessibilities) pU or the opening energies  $-\log(pU)kT$  into a file

#### Parameters

- **pU** – pair probabilities
- **length** – length of RNA sequence
- **ulength** – maximum length of unpaired stretch
- **fp** – file pointer of destination file
- **energies** – switch to put out as opening energies

## 7.5.6 Partition Function API

Similar to our *Minimum Free Energy (MFE) Algorithms*, we provide two different flavors for partition function computations:

- *Global Partition Function and Equilibrium Probabilities* - to compute the partition function for a full length sequence
- *Local (sliding window) Partition Function and Equilibrium Probabilities* - to compute the partition function of each window using a sliding window approach

While the global partition function approach supports predictions using single sequences as well as consensus partition functions for multiple sequence alignments (MSA), we currently do not support MSA input for the local variant.

Comparative prediction computes an average of the free energy contributions plus an additional covariance pseudo-energy term, exactly as we do for the *Minimum Free Energy (MFE) Algorithms*.

Boltzmann weights for the free energy contributions of individual loops can be found in *Energy Evaluation for Individual Loops*.

Our implementations also provide a stochastic backtracking procedure to draw @ref subopt\_stochbt according to their equilibrium probability.

## 7.5.7 General Partition Function API

## Functions

int **vrna\_pf\_float\_precision**(void)

*#include <ViennaRNA/part\_func.h>* Find out whether partition function computations are using single precision floating points.

**See also:**

*FLT\_OR\_DBL*

**Returns**

1 if single precision is used, 0 otherwise

## 7.6 Suboptimals and Representative Structures

Sample and enumerate suboptimal secondary structures from RNA sequence data.

### 7.6.1 Suboptimal Structures sensu Zuker

The algorithm to compute optimal secondary structures that contain a particular base pair has been published by Zuker [1989] and is based on ideas for predicting structures for circular RNAs, in particular viroids, as presented in Steger *et al.* [1984].

## Functions

SOLUTION **\*zukersubopt**(const char \*string)

*#include <ViennaRNA/subopt.h>* Compute Zuker type suboptimal structures.

Compute Suboptimal structures according to M. Zuker, i.e. for every possible base pair the minimum energy structure containing the resp. base pair. Returns a list of these structures and their energies.

*Deprecated:*

use `vrna_zukersubopt()` instead

**Parameters**

- **string** – RNA sequence

**Returns**

List of zuker suboptimal structures

SOLUTION **\*zukersubopt\_par**(const char \*string, *vrna\_param\_t* \*parameters)

*#include <ViennaRNA/subopt.h>* Compute Zuker type suboptimal structures.

*Deprecated:*

use `vrna_zukersubopt()` instead



```
vrna_subopt_solution_t *vrna_subopt_zuker(vrna_fold_compound_t *fc)
```

*#include <ViennaRNA/subopt\_zuker.h>* Compute Zuker type suboptimal structures.

Compute Suboptimal structures according to Zuker [1989], i.e. for every possible base pair the minimum energy structure containing the resp. base pair. Returns a list of these structures and their energies.

*SWIG Wrapper Notes:*

This function is attached as method **subopt\_zuker()** to objects of type `fold_compound`. See, e.g. `RNA.fold_compound.subopt_zuker()` in the *Python API*.

**See also:**

`vrna_subopt()`, `zokersubopt()`, `zokersubopt_par()`

#### Parameters

- **fc** – fold compound

#### Returns

List of zuker suboptimal structures

## 7.6.2 Suboptimal Structures within an Energy Band around the MFE

### Typedefs

```
typedef void (*vrna_subopt_result_f)(const char *structure, float energy, void *data)
```

*#include <ViennaRNA/subopt.h>* Callback for `vrna_subopt_cb()`

*Notes on Callback Functions:*

This function will be called for each suboptimal secondary structure that is successfully back-traced.

**See also:**

`vrna_subopt_cb()`

#### Param structure

The suboptimal secondary structure in dot-bracket notation

#### Param energy

The free energy of the secondary structure in kcal/mol

#### Param data

Some arbitrary, auxiliary data address as passed to `vrna_subopt_cb()`

## Functions

`vrna_subopt_solution_t *vrna_subopt(vrna_fold_compound_t *fc, int delta, int sorted, FILE *fp)`

*#include <ViennaRNA/subopt.h>* Returns list of subopt structures or writes to fp.

This function produces **all** suboptimal secondary structures within ‘delta’ \* 0.01 kcal/mol of the optimum, see Wuchty *et al.* [1999]. The results are either directly written to a ‘fp’ (if ‘fp’ is not NULL), or (fp==NULL) returned in a `vrna_subopt_solution_t *` list terminated by an entry where the ‘structure’ member is NULL.

*SWIG Wrapper Notes:*

This function is attached as method `subopt()` to objects of type `fold_compound`. See, e.g. `RNA.fold_compound.subopt()` in the *Python API*.

**See also:**

`vrna_subopt_cb()`, `vrna_subopt_zuker()`

**Note:** This function requires all multibranch loop DP matrices for unique multibranch loop backtracing. Therefore, the supplied `vrna_fold_compound_t fc` (argument 1) must be initialized with `vrna_md_t.uniq_ML = 1`, for instance like this:

```
vrna_md_t md;
vrna_md_set_default(&md);
md.uniq_ML = 1;

vrna_fold_compound_t *fc=vrna_fold_compound("GGGGGAAAAAACCCCC", &md, VRNA_
↪OPTION_DEFAULT);
```

### Parameters

- **fc** –
- **delta** –
- **sorted** – Sort results by energy in ascending order
- **fp** –

### Returns

void `vrna_subopt_cb(vrna_fold_compound_t *fc, int delta, vrna_subopt_result_f cb, void *data)`

*#include <ViennaRNA/subopt.h>* Generate suboptimal structures within an energy band around the MFE.

This is the most generic implementation of the suboptimal structure generator according to Wuchty *et al.* [1999]. Identical to `vrna_subopt()`, it computes all secondary structures within an energy band `delta` around the MFE. However, this function does not print the resulting structures and their corresponding free energies to a file pointer, or returns them as a list. Instead, it calls a user-provided callback function which it passes the structure in dot-bracket format, the corresponding free energy in kcal/mol, and a user-provided data structure each time a structure was backtracked successfully. This function indicates the final output, i.e. the end of the backtracking procedure by passing NULL instead of an actual dot-bracket string to the callback.

*SWIG Wrapper Notes:*

This function is attached as method `subopt_cb()` to objects of type `fold_compound`. See, e.g. `RNA.fold_compound.subopt_cb()` in the *Python API*.

**See also:**

*vrna\_subopt\_result\_f*, *vrna\_subopt()*, *vrna\_subopt\_zucker()*

**Note:** This function requires all multibranch loop DP matrices for unique multibranch loop backtracing. Therefore, the supplied *vrna\_fold\_compound\_t* *fc* (argument 1) must be initialized with *vrna\_md\_t.uniq\_ML* = 1, for instance like this:

```
vrna_md_t md;
vrna_md_set_default(&md);
md.uniq_ML = 1;

vrna_fold_compound_t *fc=vrna_fold_compound("GGGGGAAAAAACCCCC", &md, VRNA_
↳OPTION_DEFAULT);
```

**Parameters**

- **fc** – fold compound with the sequence data
- **delta** – Energy band around the MFE in 10cal/mol, i.e. deka-calories
- **cb** – Pointer to a callback function that handles the backtracked structure and its free energy in kcal/mol
- **data** – Pointer to some data structure that is passed along to the callback

SOLUTION \***subopt**(char \*seq, char \*structure, int delta, FILE \*fp)

*#include <ViennaRNA/subopt.h>* Returns list of subopt structures or writes to fp.

This function produces **all** suboptimal secondary structures within ‘delta’ \* 0.01 kcal/mol of the optimum. The results are either directly written to a ‘fp’ (if ‘fp’ is not NULL), or (fp==NULL) returned in a SOLUTION \* list terminated by an entry were the ‘structure’ pointer is NULL.

**Parameters**

- **seq** –
- **structure** –
- **delta** –
- **fp** –

**Returns**

SOLUTION \***subopt\_par**(char \*seq, char \*structure, *vrna\_param\_t* \*parameters, int delta, int is\_constrained, int is\_circular, FILE \*fp)

*#include <ViennaRNA/subopt.h>* Returns list of subopt structures or writes to fp.

SOLUTION \***subopt\_circ**(char \*seq, char \*sequence, int delta, FILE \*fp)

*#include <ViennaRNA/subopt.h>* Returns list of circular subopt structures or writes to fp.

This function is similar to *subopt()* but calculates secondary structures assuming the RNA sequence to be circular instead of linear

**Parameters**

- **seq** –
- **sequence** –
- **delta** –
- **fp** –

**Returns**

## Variables

double **print\_energy**  
printing threshold for use with logML

int **subopt\_sorted**  
Sort output by energy.

## 7.6.3 Random Structure Samples from the Ensemble

Functions to draw random structure samples from the ensemble according to their equilibrium probability.

### Defines

#### **VRNA\_PBACKTRACK\_DEFAULT**

*#include* <ViennaRNA/boltzmann\_sampling.h> Boltzmann sampling flag indicating default backtracking mode.

#### **See also:**

*vrna\_pbacktrack5\_num()*, *vrna\_pbacktrack5\_cb()*, *vrna\_pbacktrack5\_resume()*,  
*vrna\_pbacktrack5\_resume\_cb()*, *vrna\_pbacktrack\_num()*, *vrna\_pbacktrack\_cb()*,  
*vrna\_pbacktrack\_resume()*, *vrna\_pbacktrack\_resume\_cb()*

#### **VRNA\_PBACKTRACK\_NON\_REDUNDANT**

*#include* <ViennaRNA/boltzmann\_sampling.h> Boltzmann sampling flag indicating non-redundant backtracking mode.

This flag will turn the Boltzmann sampling into non-redundant backtracking mode along the lines of Michálik *et al.* [2017]

#### **See also:**

*vrna\_pbacktrack5\_num()*, *vrna\_pbacktrack5\_cb()*, *vrna\_pbacktrack5\_resume()*,  
*vrna\_pbacktrack5\_resume\_cb()*, *vrna\_pbacktrack\_num()*, *vrna\_pbacktrack\_cb()*,  
*vrna\_pbacktrack\_resume()*, *vrna\_pbacktrack\_resume\_cb()*

### Typedefs

typedef void (\***vrna\_bs\_result\_f**)(const char \*structure, void \*data)  
*#include* <ViennaRNA/boltzmann\_sampling.h> Callback for Boltzmann sampling.

#### *Notes on Callback Functions:*

This function will be called for each secondary structure that has been successfully backtraced from the partition function DP matrices.

**See also:**

*vrna\_pbacktrack5\_cb()*, *vrna\_pbacktrack\_cb()*, *vrna\_pbacktrack5\_resume\_cb()*,  
*vrna\_pbacktrack\_resume\_cb()*

**Param structure**

The secondary structure in dot-bracket notation

**Param data**

Some arbitrary, auxiliary data address as provided to the calling function

```
void() vrna_boltzmann_sampling_callback (const char *structure, void *data)
```

```
#include <ViennaRNA/boltzmann_sampling.h>
```

```
typedef struct vrna_pbacktrack_memory_s *vrna_pbacktrack_mem_t
```

```
#include <ViennaRNA/boltzmann_sampling.h> Boltzmann sampling memory data structure.
```

This structure is required for properly resuming a previous sampling round in specialized Boltzmann sampling, such as non-redundant backtracking.

Initialize with NULL and pass its address to the corresponding functions *vrna\_pbacktrack5\_resume()*, etc.

**See also:**

*vrna\_pbacktrack5\_resume()*, *vrna\_pbacktrack\_resume()*, *vrna\_pbacktrack5\_resume\_cb()*,  
*vrna\_pbacktrack\_resume\_cb()*, *vrna\_pbacktrack\_mem\_free()*

---

**Note:** Do not forget to release memory occupied by this data structure before losing its context! Use *vrna\_pbacktrack\_mem\_free()*.

---

**Functions**

```
char *vrna_pbacktrack5(vrna_fold_compound_t *fc, unsigned int length)
```

```
#include <ViennaRNA/boltzmann_sampling.h> Sample a secondary structure of a subsequence from the Boltzmann ensemble according to its probability.
```

Perform a probabilistic (stochastic) backtracking in the partition function DP arrays to obtain a secondary structure. The parameter `length` specifies the length of the substructure starting from the 5' end.

The structure  $s$  with free energy  $E(s)$  is picked from the Boltzmann distributed ensemble according to its probability

$$p(s) = \frac{\exp(-E(s)/kT)}{Z}$$

with partition function  $Z = \sum_s \exp(-E(s)/kT)$ , Boltzmann constant  $k$  and thermodynamic temperature  $T$ .

*SWIG Wrapper Notes:*

This function is attached as overloaded method *pbacktrack5()* to objects of type *fold\_compound*. See, e.g. *RNA.fold\_compound.pbacktrack5()* in the *Python API* and the *Boltzmann Sampling Python examples*.

**See also:**

`vrna_pbacktrack5_num()`, `vrna_pbacktrack5_cb()`, `vrna_pbacktrack()`

---

**Note:** This function is polymorphic. It accepts `vrna_fold_compound_t` of type `VRNA_FC_TYPE_SINGLE`, and `VRNA_FC_TYPE_COMPARATIVE`.

---

**Parameters**

- **fc** – The fold compound data structure
- **length** – The length of the subsequence to consider (starting with 5' end)

**Pre**

Unique multiloop decomposition has to be active upon creation of `fc` with `vrna_fold_compound()` or similar. This can be done easily by passing `vrna_fold_compound()` a model details parameter with `vrna_md_t.uniq_ML = 1`. `vrna_pf()` has to be called first to fill the partition function matrices

**Returns**

A sampled secondary structure in dot-bracket notation (or NULL on error)

```
char **vrna_pbacktrack5_num(vrna_fold_compound_t *fc, unsigned int num_samples, unsigned int
                           length, unsigned int options)
```

*#include* <ViennaRNA/boltzmann\_sampling.h> Obtain a set of secondary structure samples for a subsequence from the Boltzmann ensemble according their probability.

Perform a probabilistic (stochastic) backtracing in the partition function DP arrays to obtain a set of `num_samples` secondary structures. The parameter `length` specifies the length of the substructure starting from the 5' end.

Any structure  $s$  with free energy  $E(s)$  is picked from the Boltzmann distributed ensemble according to its probability

$$p(s) = \frac{\exp(-E(s)/kT)}{Z}$$

with partition function  $Z = \sum_s \exp(-E(s)/kT)$ , Boltzmann constant  $k$  and thermodynamic temperature  $T$ .

Using the `options` flag one can switch between regular (`VRNA_PBACKTRACK_DEFAULT`) backtracing mode, and non-redundant sampling (`VRNA_PBACKTRACK_NON_REDUNDANT`) along the lines of Michálik *et al.* [2017].

*SWIG Wrapper Notes:*

This function is attached as overloaded method `pbacktrack5()` to objects of type `fold_compound` with optional last argument `options = VRNA_PBACKTRACK_DEFAULT`. See, e.g. `RNA.fold_compound.pbacktrack5()` in the *Python API* and the *Boltzmann Sampling Python examples*.

**See also:**

`vrna_pbacktrack5()`, `vrna_pbacktrack5_cb()`, `vrna_pbacktrack_num()`, `VRNA_PBACKTRACK_DEFAULT`, `VRNA_PBACKTRACK_NON_REDUNDANT`

---

**Note:** This function is polymorphic. It accepts `vrna_fold_compound_t` of type `VRNA_FC_TYPE_SINGLE`, and `VRNA_FC_TYPE_COMPARATIVE`.

---

**Warning:** In non-redundant sampling mode (`VRNA_PBACKTRACK_NON_REDUNDANT`), this function may not yield the full number of requested samples. This may happen if a) the number of requested structures is larger than the total number of structures in the ensemble, b) numeric instabilities prevent the backtracking function to enumerate structures with high free energies, or c) any other error occurs.

### Parameters

- **fc** – The fold compound data structure
- **num\_samples** – The size of the sample set, i.e. number of structures
- **length** – The length of the subsequence to consider (starting with 5' end)
- **options** – A bitwise OR-flag indicating the backtracing mode.

### Pre

Unique multiloop decomposition has to be active upon creation of `fc` with `vrna_fold_compound()` or similar. This can be done easily by passing `vrna_fold_compound()` a model details parameter with `vrna_md_t.uniq_ML = 1`. `vrna_pf()` has to be called first to fill the partition function matrices

### Returns

A set of secondary structure samples in dot-bracket notation terminated by NULL (or NULL on error)

```
unsigned int vrna_pbacktrack5_cb(vrna_fold_compound_t *fc, unsigned int num_samples, unsigned
                               int length, vrna_bs_result_f cb, void *data, unsigned int options)
```

`#include <ViennaRNA/boltzmann_sampling.h>` Obtain a set of secondary structure samples for a subsequence from the Boltzmann ensemble according their probability.

Perform a probabilistic (stochastic) backtracing in the partition function DP arrays to obtain a set of `num_samples` secondary structures. The parameter `length` specifies the length of the substructure starting from the 5' end.

Any structure  $s$  with free energy  $E(s)$  is picked from the Boltzmann distributed ensemble according to its probability

$$p(s) = \frac{\exp(-E(s)/kT)}{Z}$$

with partition function  $Z = \sum_s \exp(-E(s)/kT)$ , Boltzmann constant  $k$  and thermodynamic temperature  $T$ .

Using the `options` flag one can switch between regular (`VRNA_PBACKTRACK_DEFAULT`) backtracing mode, and non-redundant sampling (`VRNA_PBACKTRACK_NON_REDUNDANT`) along the lines of Michálik *et al.* [2017].

In contrast to `vrna_pbacktrack5()` and `vrna_pbacktrack5_num()` this function yields the structure samples through a callback mechanism.

### SWIG Wrapper Notes:

This function is attached as overloaded method `pbacktrack5()` to objects of type `fold_compound` with optional last argument `options = VRNA_PBACKTRACK_DEFAULT`. See, e.g. `RNA.fold_compound.pbacktrack5()` in the *Python API* and the *Boltzmann Sampling Python examples*.

### See also:

`vrna_pbacktrack5()`, `vrna_pbacktrack5_num()`, `vrna_pbacktrack_cb()`,  
`VRNA_PBACKTRACK_DEFAULT`, `VRNA_PBACKTRACK_NON_REDUNDANT`

---

**Note:** This function is polymorphic. It accepts `vrna_fold_compound_t` of type `VRNA_FC_TYPE_SINGLE`, and `VRNA_FC_TYPE_COMPARATIVE`.

---

**Warning:** In non-redundant sampling mode (`VRNA_PBACKTRACK_NON_REDUNDANT`), this function may not yield the full number of requested samples. This may happen if a) the number of requested structures is larger than the total number of structures in the ensemble, b) numeric instabilities prevent the backtracking function to enumerate structures with high free energies, or c) any other error occurs.

### Parameters

- **fc** – The fold compound data structure
- **num\_samples** – The size of the sample set, i.e. number of structures
- **length** – The length of the subsequence to consider (starting with 5' end)
- **cb** – The callback that receives the sampled structure
- **data** – A data structure passed through to the callback `cb`
- **options** – A bitwise OR-flag indicating the backtracing mode.

### Pre

Unique multiloop decomposition has to be active upon creation of `fc` with `vrna_fold_compound()` or similar. This can be done easily by passing `vrna_fold_compound()` a model details parameter with `vrna_md_t.uniq_ML = 1`. `vrna_pf()` has to be called first to fill the partition function matrices

### Returns

The number of structures actually backtraced

```
char **vrna_pbacktrack5_resume(vrna_fold_compound_t *fc, unsigned int num_samples, unsigned
                               int length, vrna_pbacktrack_mem_t *nr_mem, unsigned int
                               options)
```

`#include <ViennaRNA/boltzmann_sampling.h>` Obtain a set of secondary structure samples for a subsequence from the Boltzmann ensemble according their probability.

Perform a probabilistic (stochastic) backtracing in the partition function DP arrays to obtain a set of `num_samples` secondary structures. The parameter `length` specifies the length of the substructure starting from the 5' end.

Any structure  $s$  with free energy  $E(s)$  is picked from the Boltzmann distributed ensemble according to its probability

$$p(s) = \frac{\exp(-E(s)/kT)}{Z}$$

with partition function  $Z = \sum_s \exp(-E(s)/kT)$ , Boltzmann constant  $k$  and thermodynamic temperature  $T$ .

Using the `options` flag one can switch between regular (`VRNA_PBACKTRACK_DEFAULT`) backtracing mode, and non-redundant sampling (`VRNA_PBACKTRACK_NON_REDUNDANT`) along the lines of Michálik *et al.* [2017].

In contrast to `vrna_pbacktrack5_cb()` this function allows for resuming a previous sampling round in specialized Boltzmann sampling, such as non-redundant backtracking. For that purpose, the user passes the address of a Boltzmann sampling data structure (`vrna_pbacktrack_mem_t`) which will be re-used in each round of sampling, i.e. each successive call to `vrna_pbacktrack5_resume_cb()` or `vrna_pbacktrack5_resume()`.



A successive sample call to this function may look like:

```
vrna_pbacktrack_mem_t nonredundant_memory = NULL;

// sample the first 100 structures
vrna_pbacktrack5_resume(fc,
                       100,
                       fc->length,
                       &nonredundant_memory,
                       options);

// sample another 500 structures
vrna_pbacktrack5_resume(fc,
                       500,
                       fc->length,
                       &nonredundant_memory,
                       options);

// release memory occupied by the non-redundant memory data structure
vrna_pbacktrack_mem_free(nonredundant_memory);
```

#### SWIG Wrapper Notes:

This function is attached as overloaded method `pbacktrack5()` to objects of type `fold_compound` with optional last argument `options = VRNA_PBACKTRACK_DEFAULT`. In addition to the list of structures, this function also returns the `nr_mem` data structure as first return value. See, e.g. `RNA.fold_compound.pbacktrack5()` in the *Python API* and the *Boltzmann Sampling* Python examples .

#### See also:

`vrna_pbacktrack5_resume_cb()`, `vrna_pbacktrack5_cb()`, `vrna_pbacktrack_resume()`,  
`vrna_pbacktrack_mem_t`, `VRNA_PBACKTRACK_DEFAULT`, `VRNA_PBACKTRACK_NON_REDUNDANT`,  
`vrna_pbacktrack_mem_free`

---

**Note:** This function is polymorphic. It accepts `vrna_fold_compound_t` of type `VRNA_FC_TYPE_SINGLE`, and `VRNA_FC_TYPE_COMPARATIVE`.

---

**Warning:** In non-redundant sampling mode (`VRNA_PBACKTRACK_NON_REDUNDANT`), this function may not yield the full number of requested samples. This may happen if a) the number of requested structures is larger than the total number of structures in the ensemble, b) numeric instabilities prevent the backtracking function to enumerate structures with high free energies, or c) any other error occurs.

#### Parameters

- **fc** – The fold compound data structure
- **num\_samples** – The size of the sample set, i.e. number of structures
- **length** – The length of the subsequence to consider (starting with 5' end)
- **nr\_mem** – The address of the Boltzmann sampling memory data structure
- **options** – A bitwise OR-flag indicating the backtracking mode.

#### Pre

Unique multiloop decomposition has to be active upon creation of `fc` with `vrna_fold_compound()` or similar. This can be done easily by passing

`vrna_fold_compound()` a model details parameter with `vrna_md_t.uniq_ML = 1.vrna_pf()` has to be called first to fill the partition function matrices

### Returns

A set of secondary structure samples in dot-bracket notation terminated by NULL (or NULL on error)

```
unsigned int vrna_pbacktrack5_resume_cb(vrna_fold_compound_t *fc, unsigned int num_samples,
                                       unsigned int length, vrna_bs_result_f cb, void *data,
                                       vrna_pbacktrack_mem_t *nr_mem, unsigned int options)
```

`#include <ViennaRNA/boltzmann_sampling.h>` Obtain a set of secondary structure samples for a subsequence from the Boltzmann ensemble according their probability.

Perform a probabilistic (stochastic) backtracing in the partition function DP arrays to obtain a set of `num_samples` secondary structures. The parameter `length` specifies the length of the substructure starting from the 5' end.

Any structure  $s$  with free energy  $E(s)$  is picked from the Boltzmann distributed ensemble according to its probability

$$p(s) = \frac{\exp(-E(s)/kT)}{Z}$$

with partition function  $Z = \sum_s \exp(-E(s)/kT)$ , Boltzmann constant  $k$  and thermodynamic temperature  $T$ .

Using the `options` flag one can switch between regular (`VRNA_PBACKTRACK_DEFAULT`) backtracing mode, and non-redundant sampling (`VRNA_PBACKTRACK_NON_REDUNDANT`) along the lines of Michálik *et al.* [2017].

In contrast to `vrna_pbacktrack5_resume()` this function yields the structure samples through a callback mechanism.

A successive sample call to this function may look like:

```
vrna_pbacktrack_mem_t nonredundant_memory = NULL;

// sample the first 100 structures
vrna_pbacktrack5_resume_cb(fc,
                          100,
                          fc->length,
                          &callback_function,
                          (void *)&callback_data,
                          &nonredundant_memory,
                          options);

// sample another 500 structures
vrna_pbacktrack5_resume_cb(fc,
                          500,
                          fc->length,
                          &callback_function,
                          (void *)&callback_data,
                          &nonredundant_memory,
                          options);

// release memory occupied by the non-redundant memory data structure
vrna_pbacktrack_mem_free(nonredundant_memory);
```

*SWIG Wrapper Notes:*

This function is attached as overloaded method `pbacktrack5()` to objects of type `fold_compound` with optional last argument `options = VRNA_PBACKTRACK_DEFAULT`. In addition to the number of structures backtraced, this function also returns the `nr_mem` data structure as first return value. See, e.g. `RNA.fold_compound.pbacktrack5()` in the *Python API* and the *Boltzmann Sampling* Python examples .

**See also:**

`vrna_pbacktrack5_resume()`, `vrna_pbacktrack5_cb()`, `vrna_pbacktrack_resume_cb()`,  
`vrna_pbacktrack_mem_t`, `VRNA_PBACKTRACK_DEFAULT`, `VRNA_PBACKTRACK_NON_REDUNDANT`,  
`vrna_pbacktrack_mem_free`

**Note:** This function is polymorphic. It accepts `vrna_fold_compound_t` of type `VRNA_FC_TYPE_SINGLE`, and `VRNA_FC_TYPE_COMPARATIVE`.

**Warning:** In non-redundant sampling mode (`VRNA_PBACKTRACK_NON_REDUNDANT`), this function may not yield the full number of requested samples. This may happen if a) the number of requested structures is larger than the total number of structures in the ensemble, b) numeric instabilities prevent the backtracking function to enumerate structures with high free energies, or c) any other error occurs.

**Parameters**

- **fc** – The fold compound data structure
- **num\_samples** – The size of the sample set, i.e. number of structures
- **length** – The length of the subsequence to consider (starting with 5' end)
- **cb** – The callback that receives the sampled structure
- **data** – A data structure passed through to the callback `cb`
- **nr\_mem** – The address of the Boltzmann sampling memory data structure
- **options** – A bitwise OR-flag indicating the backtracing mode.

**Pre**

Unique multiloop decomposition has to be active upon creation of `fc` with `vrna_fold_compound()` or similar. This can be done easily by passing `vrna_fold_compound()` a model details parameter with `vrna_md_t.uniq_ML = 1`. `vrna_pf()` has to be called first to fill the partition function matrices

**Returns**

The number of structures actually backtraced

char \***vrna\_pbacktrack**(`vrna_fold_compound_t` \*`fc`)

*#include <ViennaRNA/boltzmann\_sampling.h>* Sample a secondary structure from the Boltzmann ensemble according its probability.

Perform a probabilistic (stochastic) backtracing in the partition function DP arrays to obtain a secondary structure.

The structure  $s$  with free energy  $E(s)$  is picked from the Boltzmann distributed ensemble according to its probability

$$p(s) = \frac{\exp(-E(s)/kT)}{Z}$$

with partition function  $Z = \sum_s \exp(-E(s)/kT)$ , Boltzmann constant  $k$  and thermodynamic temperature  $T$ .

#### SWIG Wrapper Notes:

This function is attached as overloaded method `pbacktrack()` to objects of type `fold_compound`. See, e.g. `RNA.fold_compound.pbacktrack()` in the *Python API* and the *Boltzmann Sampling* Python examples .

#### See also:

`vrna_pbacktrack5()`, `vrna_pbacktrack_num`, `vrna_pbacktrack_cb()`

---

**Note:** This function is polymorphic. It accepts `vrna_fold_compound_t` of type `VRNA_FC_TYPE_SINGLE`, and `VRNA_FC_TYPE_COMPARATIVE`.

---

#### Parameters

- **fc** – The fold compound data structure

#### Pre

Unique multiloop decomposition has to be active upon creation of `fc` with `vrna_fold_compound()` or similar. This can be done easily by passing `vrna_fold_compound()` a model details parameter with `vrna_md_t.uniq_ML = 1`. `vrna_pf()` has to be called first to fill the partition function matrices

#### Returns

A sampled secondary structure in dot-bracket notation (or NULL on error)

```
char **vrna_pbacktrack_num(vrna_fold_compound_t *fc, unsigned int num_samples, unsigned int options)
```

`#include <ViennaRNA/boltzmann_sampling.h>` Obtain a set of secondary structure samples from the Boltzmann ensemble according their probability.

Perform a probabilistic (stochastic) backtracing in the partition function DP arrays to obtain a set of `num_samples` secondary structures.

Any structure  $s$  with free energy  $E(s)$  is picked from the Boltzmann distributed ensemble according to its probability

$$p(s) = \frac{\exp(-E(s)/kT)}{Z}$$

with partition function  $Z = \sum_s \exp(-E(s)/kT)$ , Boltzmann constant  $k$  and thermodynamic temperature  $T$ .

Using the `options` flag one can switch between regular (`VRNA_PBACKTRACK_DEFAULT`) backtracing mode, and non-redundant sampling (`VRNA_PBACKTRACK_NON_REDUNDANT`) along the lines of Michálik *et al.* [2017] .

#### SWIG Wrapper Notes:

This function is attached as overloaded method `pbacktrack()` to objects of type `fold_compound` with optional last argument `options = VRNA_PBACKTRACK_DEFAULT`. See, e.g. `RNA.fold_compound.pbacktrack()` in the *Python API* and the *Boltzmann Sampling* Python examples .

**See also:**

*vrna\_pbacktrack()*, *vrna\_pbacktrack\_cb()*, *vrna\_pbacktrack5\_num()*,  
*VRNA\_PBACKTRACK\_DEFAULT*, *VRNA\_PBACKTRACK\_NON\_REDUNDANT*

**Note:** This function is polymorphic. It accepts *vrna\_fold\_compound\_t* of type *VRNA\_FC\_TYPE\_SINGLE*, and *VRNA\_FC\_TYPE\_COMPARATIVE*.

**Warning:** In non-redundant sampling mode (*VRNA\_PBACKTRACK\_NON\_REDUNDANT*), this function may not yield the full number of requested samples. This may happen if a) the number of requested structures is larger than the total number of structures in the ensemble, b) numeric instabilities prevent the backtracking function to enumerate structures with high free energies, or c) any other error occurs.

**Parameters**

- **fc** – The fold compound data structure
- **num\_samples** – The size of the sample set, i.e. number of structures
- **options** – A bitwise OR-flag indicating the backtracing mode.

**Pre**

Unique multiloop decomposition has to be active upon creation of *fc* with *vrna\_fold\_compound()* or similar. This can be done easily by passing *vrna\_fold\_compound()* a model details parameter with *vrna\_md\_t.uniq\_ML = 1*. *vrna\_pf()* has to be called first to fill the partition function matrices

**Returns**

A set of secondary structure samples in dot-bracket notation terminated by NULL (or NULL on error)

```
unsigned int vrna_pbacktrack_cb(vrna_fold_compound_t *fc, unsigned int num_samples,  
                               vrna_bs_result_f cb, void *data, unsigned int options)
```

*#include <ViennaRNA/boltzmann\_sampling.h>* Obtain a set of secondary structure samples from the Boltzmann ensemble according their probability.

Perform a probabilistic (stochastic) backtracing in the partition function DP arrays to obtain a set of *num\_samples* secondary structures.

Any structure *s* with free energy  $E(s)$  is picked from the Boltzmann distributed ensemble according to its probability

$$p(s) = \frac{\exp(-E(s)/kT)}{Z}$$

with partition function  $Z = \sum_s \exp(-E(s)/kT)$ , Boltzmann constant *k* and thermodynamic temperature *T*.

Using the *options* flag one can switch between regular (*VRNA\_PBACKTRACK\_DEFAULT*) backtracing mode, and non-redundant sampling (*VRNA\_PBACKTRACK\_NON\_REDUNDANT*) along the lines of Michálik *et al.* [2017].

In contrast to *vrna\_pbacktrack()* and *vrna\_pbacktrack\_num()* this function yields the structure samples through a callback mechanism.

*SWIG Wrapper Notes:*

This function is attached as overloaded method `pbacktrack()` to objects of type `fold_compound` with optional last argument `options = VRNA_PBACKTRACK_DEFAULT`. See, e.g. `RNA.fold_compound.pbacktrack()` in the *Python API* and the *Boltzmann Sampling* Python examples .

**See also:**

`vrna_pbacktrack()`, `vrna_pbacktrack_num()`, `vrna_pbacktrack5_cb()`,  
`VRNA_PBACKTRACK_DEFAULT`, `VRNA_PBACKTRACK_NON_REDUNDANT`

**Note:** This function is polymorphic. It accepts `vrna_fold_compound_t` of type `VRNA_FC_TYPE_SINGLE`, and `VRNA_FC_TYPE_COMPARATIVE`.

**Warning:** In non-redundant sampling mode (`VRNA_PBACKTRACK_NON_REDUNDANT`), this function may not yield the full number of requested samples. This may happen if a) the number of requested structures is larger than the total number of structures in the ensemble, b) numeric instabilities prevent the backtracking function to enumerate structures with high free energies, or c) any other error occurs.

**Parameters**

- **fc** – The fold compound data structure
- **num\_samples** – The size of the sample set, i.e. number of structures
- **cb** – The callback that receives the sampled structure
- **data** – A data structure passed through to the callback `cb`
- **options** – A bitwise OR-flag indicating the backtracing mode.

**Pre**

Unique multiloop decomposition has to be active upon creation of `fc` with `vrna_fold_compound()` or similar. This can be done easily by passing `vrna_fold_compound()` a model details parameter with `vrna_md_t.uniq_ML = 1`. `vrna_pf()` has to be called first to fill the partition function matrices

**Returns**

The number of structures actually backtraced

```
char **vrna_pbacktrack_resume(vrna_fold_compound_t *fc, unsigned int num_samples,
                             vrna_pbacktrack_mem_t *nr_mem, unsigned int options)
```

`#include <ViennaRNA/boltzmann_sampling.h>` Obtain a set of secondary structure samples from the Boltzmann ensemble according their probability.

Perform a probabilistic (stochastic) backtracing in the partition function DP arrays to obtain a set of `num_samples` secondary structures.

Any structure  $s$  with free energy  $E(s)$  is picked from the Boltzmann distributed ensemble according to its probability

$$p(s) = \frac{\exp(-E(s)/kT)}{Z}$$

with partition function  $Z = \sum_s \exp(-E(s)/kT)$ , Boltzmann constant  $k$  and thermodynamic temperature  $T$ .

Using the `options` flag one can switch between regular (`VRNA_PBACKTRACK_DEFAULT`) backtracking mode, and non-redundant sampling (`VRNA_PBACKTRACK_NON_REDUNDANT`) along the lines of Michálik *et al.* [2017].

In contrast to `vrna_pbacktrack_cb()` this function allows for resuming a previous sampling round in specialized Boltzmann sampling, such as non-redundant backtracking. For that purpose, the user passes the address of a Boltzmann sampling data structure (`vrna_pbacktrack_mem_t`) which will be re-used in each round of sampling, i.e. each successive call to `vrna_pbacktrack_resume_cb()` or `vrna_pbacktrack_resume()`.

A successive sample call to this function may look like:

```
vrna_pbacktrack_mem_t nonredundant_memory = NULL;

// sample the first 100 structures
vrna_pbacktrack_resume(fc,
                      100,
                      &nonredundant_memory,
                      options);

// sample another 500 structures
vrna_pbacktrack_resume(fc,
                      500,
                      &nonredundant_memory,
                      options);

// release memory occupied by the non-redundant memory data structure
vrna_pbacktrack_mem_free(nonredundant_memory);
```

#### SWIG Wrapper Notes:

This function is attached as overloaded method `pbacktrack()` to objects of type `fold_compound` with optional last argument `options = VRNA_PBACKTRACK_DEFAULT`. In addition to the list of structures, this function also returns the `nr_mem` data structure as first return value. See, e.g. `RNA.fold_compound.pbacktrack()` in the *Python API* and the *Boltzmann Sampling Python examples*.

#### See also:

`vrna_pbacktrack_resume_cb()`, `vrna_pbacktrack_cb()`, `vrna_pbacktrack5_resume()`,  
`vrna_pbacktrack_mem_t`, `VRNA_PBACKTRACK_DEFAULT`, `VRNA_PBACKTRACK_NON_REDUNDANT`,  
`vrna_pbacktrack_mem_free`

---

**Note:** This function is polymorphic. It accepts `vrna_fold_compound_t` of type `VRNA_FC_TYPE_SINGLE`, and `VRNA_FC_TYPE_COMPARATIVE`.

---

**Warning:** In non-redundant sampling mode (`VRNA_PBACKTRACK_NON_REDUNDANT`), this function may not yield the full number of requested samples. This may happen if a) the number of requested structures is larger than the total number of structures in the ensemble, b) numeric instabilities prevent the backtracking function to enumerate structures with high free energies, or c) any other error occurs.

#### Parameters

- `fc` – The fold compound data structure
- `num_samples` – The size of the sample set, i.e. number of structures

- **nr\_mem** – The address of the Boltzmann sampling memory data structure
- **options** – A bitwise OR-flag indicating the backtracing mode.

**Pre**

Unique multiloop decomposition has to be active upon creation of `fc` with `vrna_fold_compound()` or similar. This can be done easily by passing `vrna_fold_compound()` a model details parameter with `vrna_md_t.uniq_ML = 1`. `vrna_pf()` has to be called first to fill the partition function matrices

**Returns**

A set of secondary structure samples in dot-bracket notation terminated by NULL (or NULL on error)

```
unsigned int vrna_pbacktrack_resume_cb(vrna_fold_compound_t *fc, unsigned int num_samples,
                                     vrna_bs_result_f cb, void *data, vrna_pbacktrack_mem_t
                                     *nr_mem, unsigned int options)
```

`#include <ViennaRNA/boltzmann_sampling.h>` Obtain a set of secondary structure samples from the Boltzmann ensemble according their probability.

Perform a probabilistic (stochastic) backtracing in the partition function DP arrays to obtain a set of `num_samples` secondary structures.

Any structure  $s$  with free energy  $E(s)$  is picked from the Boltzmann distributed ensemble according to its probability

$$p(s) = \frac{\exp(-E(s)/kT)}{Z}$$

with partition function  $Z = \sum_s \exp(-E(s)/kT)$ , Boltzmann constant  $k$  and thermodynamic temperature  $T$ .

Using the `options` flag one can switch between regular (`VRNA_PBACKTRACK_DEFAULT`) backtracing mode, and non-redundant sampling (`VRNA_PBACKTRACK_NON_REDUNDANT`) along the lines of Michálik *et al.* [2017].

In contrast to `vrna_pbacktrack5_resume()` this function yields the structure samples through a callback mechanism.

A successive sample call to this function may look like:

```
vrna_pbacktrack_mem_t nonredundant_memory = NULL;

// sample the first 100 structures
vrna_pbacktrack5_resume_cb(fc,
                          100,
                          &callback_function,
                          (void *)&callback_data,
                          &nonredundant_memory,
                          options);

// sample another 500 structures
vrna_pbacktrack5_resume_cb(fc,
                          500,
                          &callback_function,
                          (void *)&callback_data,
                          &nonredundant_memory,
                          options);

// release memory occupied by the non-redundant memory data structure
vrna_pbacktrack_mem_free(nonredundant_memory);
```



*SWIG Wrapper Notes:*

This function is attached as overloaded method `pbacktrack()` to objects of type `fold_compound` with optional last argument `options = VRNA_PBACKTRACK_DEFAULT`. In addition to the number of structures backtraced, this function also returns the `nr_mem` data structure as first return value. See, e.g. `RNA.fold_compound.pbacktrack()` in the *Python API* and the *Boltzmann Sampling Python examples*.

**See also:**

`vrna_pbacktrack_resume()`, `vrna_pbacktrack_cb()`, `vrna_pbacktrack5_resume_cb()`,  
`vrna_pbacktrack_mem_t`, `VRNA_PBACKTRACK_DEFAULT`, `VRNA_PBACKTRACK_NON_REDUNDANT`,  
`vrna_pbacktrack_mem_free`

**Note:** This function is polymorphic. It accepts `vrna_fold_compound_t` of type `VRNA_FC_TYPE_SINGLE`, and `VRNA_FC_TYPE_COMPARATIVE`.

**Warning:** In non-redundant sampling mode (`VRNA_PBACKTRACK_NON_REDUNDANT`), this function may not yield the full number of requested samples. This may happen if a) the number of requested structures is larger than the total number of structures in the ensemble, b) numeric instabilities prevent the backtracking function to enumerate structures with high free energies, or c) any other error occurs.

**Parameters**

- **fc** – The fold compound data structure
- **num\_samples** – The size of the sample set, i.e. number of structures
- **cb** – The callback that receives the sampled structure
- **data** – A data structure passed through to the callback `cb`
- **nr\_mem** – The address of the Boltzmann sampling memory data structure
- **options** – A bitwise OR-flag indicating the backtracing mode.

**Pre**

Unique multiloop decomposition has to be active upon creation of `fc` with `vrna_fold_compound()` or similar. This can be done easily by passing `vrna_fold_compound()` a model details parameter with `vrna_md_t.uniq_ML = 1`. `vrna_pff()` has to be called first to fill the partition function matrices

**Returns**

The number of structures actually backtraced

char \***vrna\_pbacktrack\_sub**(`vrna_fold_compound_t` \*fc, unsigned int start, unsigned int end)

`#include <ViennaRNA/boltzmann_sampling.h>` Sample a secondary structure of a subsequence from the Boltzmann ensemble according to its probability.

Perform a probabilistic (stochastic) backtracing in the partition function DP arrays to obtain a secondary structure. The parameters `start` and `end` specify the interval  $[start : end]$  of the subsequence with  $1 \leq start < end \leq n$  for sequence length  $n$ , the structure  $s_{start,end}$  should be drawn from.

The resulting substructure  $s_{start,end}$  with free energy  $E(s_{start,end})$  is picked from the Boltzmann distributed sub ensemble of all structures within the interval  $[start : end]$  according to its probability

$$p(s_{start,end}) = \frac{\exp(-E(s_{start,end})/kT)}{Z_{start,end}}$$

with partition function  $Z_{start,end} = \sum_{s_{start,end}} \exp(-E(s_{start,end})/kT)$ , Boltzmann constant  $k$  and thermodynamic temperature  $T$ .

#### SWIG Wrapper Notes:

This function is attached as overloaded method `pbacktrack_sub()` to objects of type `fold_compound`. See, e.g. `RNA.fold_compound.pbacktrack_sub()` in the *Python API* and the *Boltzmann Sampling* Python examples .

#### See also:

`vrna_pbacktrack_sub_num()`, `vrna_pbacktrack_sub_cb()`, `vrna_pbacktrack()`

---

**Note:** This function is polymorphic. It accepts `vrna_fold_compound_t` of type `VRNA_FC_TYPE_SINGLE`, and `VRNA_FC_TYPE_COMPARATIVE`.

---

#### Parameters

- **fc** – The fold compound data structure
- **start** – The start of the subsequence to consider, i.e. 5'-end position(1-based)
- **end** – The end of the subsequence to consider, i.e. 3'-end position (1-based)

#### Pre

Unique multiloop decomposition has to be active upon creation of `fc` with `vrna_fold_compound()` or similar. This can be done easily by passing `vrna_fold_compound()` a model details parameter with `vrna_md_t.uniq_ML = 1.vrna_pf()` has to be called first to fill the partition function matrices

#### Returns

A sampled secondary structure in dot-bracket notation (or NULL on error)

```
char **vrna_pbacktrack_sub_num(vrna_fold_compound_t *fc, unsigned int num_samples, unsigned
                               int start, unsigned int end, unsigned int options)
```

*#include <ViennaRNA/boltzmann\_sampling.h>* Obtain a set of secondary structure samples for a subsequence from the Boltzmann ensemble according their probability.

Perform a probabilistic (stochastic) backtracing in the partition function DP arrays to obtain a set of `num_samples` secondary structures. The parameter `length` specifies the length of the substructure starting from the 5' end.

Any structure  $s$  with free energy  $E(s)$  is picked from the Boltzmann distributed ensemble according to its probability

$$p(s) = \frac{\exp(-E(s)/kT)}{Z}$$

with partition function  $Z = \sum_s \exp(-E(s)/kT)$ , Boltzmann constant  $k$  and thermodynamic temperature  $T$ .

Using the `options` flag one can switch between regular (`VRNA_PBACKTRACK_DEFAULT`) backtracing mode, and non-redundant sampling (`VRNA_PBACKTRACK_NON_REDUNDANT`) along the lines of Michálik *et al.* [2017] .

#### SWIG Wrapper Notes:

This function is attached as overloaded method `pbacktrack_sub()` to objects of type `fold_compound` with optional last argument `options = VRNA_PBACKTRACK_DEFAULT`. See,

e.g. `RNA.fold_compound.pbacktrack_sub()` in the *Python API* and the *Boltzmann Sampling* Python examples .

**See also:**

`vrna_pbacktrack_sub()`, `vrna_pbacktrack_sub_cb()`, `vrna_pbacktrack_num()`,  
`VRNA_PBACKTRACK_DEFAULT`, `VRNA_PBACKTRACK_NON_REDUNDANT`

**Note:** This function is polymorphic. It accepts `vrna_fold_compound_t` of type `VRNA_FC_TYPE_SINGLE`, and `VRNA_FC_TYPE_COMPARATIVE`.

**Warning:** In non-redundant sampling mode (`VRNA_PBACKTRACK_NON_REDUNDANT`), this function may not yield the full number of requested samples. This may happen if a) the number of requested structures is larger than the total number of structures in the ensemble, b) numeric instabilities prevent the backtracking function to enumerate structures with high free energies, or c) any other error occurs.

**Parameters**

- **fc** – The fold compound data structure
- **num\_samples** – The size of the sample set, i.e. number of structures
- **start** – The start of the subsequence to consider, i.e. 5'-end position(1-based)
- **end** – The end of the subsequence to consider, i.e. 3'-end position (1-based)
- **options** – A bitwise OR-flag indicating the backtracing mode.

**Pre**

Unique multiloop decomposition has to be active upon creation of `fc` with `vrna_fold_compound()` or similar. This can be done easily by passing `vrna_fold_compound()` a model details parameter with `vrna_md_t.uniq_ML = 1`. `vrna_pf()` has to be called first to fill the partition function matrices

**Returns**

A set of secondary structure samples in dot-bracket notation terminated by NULL (or NULL on error)

```
unsigned int vrna_pbacktrack_sub_cb(vrna_fold_compound_t *fc, unsigned int num_samples,
                                  unsigned int start, unsigned int end, vrna_bs_result_f cb, void
                                  *data, unsigned int options)
```

`#include <ViennaRNA/boltzmann_sampling.h>` Obtain a set of secondary structure samples for a subsequence from the Boltzmann ensemble according their probability.

Perform a probabilistic (stochastic) backtracing in the partition function DP arrays to obtain a set of `num_samples` secondary structures. The parameter `length` specifies the length of the substructure starting from the 5' end.

Any structure  $s$  with free energy  $E(s)$  is picked from the Boltzmann distributed ensemble according to its probability

$$p(s) = \frac{\exp(-E(s)/kT)}{Z}$$

with partition function  $Z = \sum_s \exp(-E(s)/kT)$ , Boltzmann constant  $k$  and thermodynamic temperature  $T$ .

Using the `options` flag one can switch between regular (`VRNA_PBACKTRACK_DEFAULT`) backtracking mode, and non-redundant sampling (`VRNA_PBACKTRACK_NON_REDUNDANT`) along the lines of Michálik *et al.* [2017].

In contrast to `vrna_pbacktrack5()` and `vrna_pbacktrack5_num()` this function yields the structure samples through a callback mechanism.

#### SWIG Wrapper Notes:

This function is attached as overloaded method `pbacktrack()` to objects of type `fold_compound` with optional last argument `options = VRNA_PBACKTRACK_DEFAULT`. See, e.g. `RNA.fold_compound.pbacktrack()` in the *Python API* and the *Boltzmann Sampling Python examples*.

#### See also:

`vrna_pbacktrack5()`, `vrna_pbacktrack5_num()`, `vrna_pbacktrack_cb()`,  
`VRNA_PBACKTRACK_DEFAULT`, `VRNA_PBACKTRACK_NON_REDUNDANT`

**Note:** This function is polymorphic. It accepts `vrna_fold_compound_t` of type `VRNA_FC_TYPE_SINGLE`, and `VRNA_FC_TYPE_COMPARATIVE`.

**Warning:** In non-redundant sampling mode (`VRNA_PBACKTRACK_NON_REDUNDANT`), this function may not yield the full number of requested samples. This may happen if a) the number of requested structures is larger than the total number of structures in the ensemble, b) numeric instabilities prevent the backtracking function to enumerate structures with high free energies, or c) any other error occurs.

#### Parameters

- **fc** – The fold compound data structure
- **num\_samples** – The size of the sample set, i.e. number of structures
- **start** – The start of the subsequence to consider, i.e. 5'-end position (1-based)
- **end** – The end of the subsequence to consider, i.e. 3'-end position (1-based)
- **cb** – The callback that receives the sampled structure
- **data** – A data structure passed through to the callback `cb`
- **options** – A bitwise OR-flag indicating the backtracking mode.

#### Pre

Unique multiloop decomposition has to be active upon creation of `fc` with `vrna_fold_compound()` or similar. This can be done easily by passing `vrna_fold_compound()` a model details parameter with `vrna_md_t.uniq_ML = 1`. `vrna_pf()` has to be called first to fill the partition function matrices

#### Returns

The number of structures actually backtraced

```
char **vrna_pbacktrack_sub_resume(vrna_fold_compound_t *fc, unsigned int num_samples,
                                unsigned int start, unsigned int end, vrna_pbacktrack_mem_t
                                *nr_mem, unsigned int options)
```

`#include <ViennaRNA/boltzmann_sampling.h>` Obtain a set of secondary structure samples for a subsequence from the Boltzmann ensemble according their probability.

Perform a probabilistic (stochastic) backtracing in the partition function DP arrays to obtain a set of `num_samples` secondary structures. The parameter `length` specifies the length of the substructure starting from the 5' end.

Any structure  $s$  with free energy  $E(s)$  is picked from the Boltzmann distributed ensemble according to its probability

$$p(s) = \frac{\exp(-E(s)/kT)}{Z}$$

with partition function  $Z = \sum_s \exp(-E(s)/kT)$ , Boltzmann constant  $k$  and thermodynamic temperature  $T$ .

Using the `options` flag one can switch between regular (`VRNA_PBACKTRACK_DEFAULT`) backtracing mode, and non-redundant sampling (`VRNA_PBACKTRACK_NON_REDUNDANT`) along the lines of Michálik *et al.* [2017].

In contrast to `vrna_pbacktrack5_cb()` this function allows for resuming a previous sampling round in specialized Boltzmann sampling, such as non-redundant backtracing. For that purpose, the user passes the address of a Boltzmann sampling data structure (`vrna_pbacktrack_mem_t`) which will be re-used in each round of sampling, i.e. each successive call to `vrna_pbacktrack5_resume_cb()` or `vrna_pbacktrack5_resume()`.

A successive sample call to this function may look like:

```
vrna_pbacktrack_mem_t nonredundant_memory = NULL;

// sample the first 100 structures
vrna_pbacktrack5_resume(fc,
                       100,
                       fc->length,
                       &nonredundant_memory,
                       options);

// sample another 500 structures
vrna_pbacktrack5_resume(fc,
                       500,
                       fc->length,
                       &nonredundant_memory,
                       options);

// release memory occupied by the non-redundant memory data structure
vrna_pbacktrack_mem_free(nonredundant_memory);
```

#### SWIG Wrapper Notes:

This function is attached as overloaded method `pbacktrack_sub()` to objects of type `fold_compound` with optional last argument `options = VRNA_PBACKTRACK_DEFAULT`. In addition to the list of structures, this function also returns the `nr_mem` data structure as first return value. See, e.g. `RNA.fold_compound.pbacktrack_sub()` in the *Python API* and the *Boltzmann Sampling Python examples*.

#### See also:

`vrna_pbacktrack5_resume_cb()`, `vrna_pbacktrack5_cb()`, `vrna_pbacktrack_resume()`,  
`vrna_pbacktrack_mem_t`, `VRNA_PBACKTRACK_DEFAULT`, `VRNA_PBACKTRACK_NON_REDUNDANT`,  
`vrna_pbacktrack_mem_free`

---

**Note:** This function is polymorphic. It accepts *vrna\_fold\_compound\_t* of type *VRNA\_FC\_TYPE\_SINGLE*, and *VRNA\_FC\_TYPE\_COMPARATIVE*.

---

**Warning:** In non-redundant sampling mode (*VRNA\_PBACKTRACK\_NON\_REDUNDANT*), this function may not yield the full number of requested samples. This may happen if a) the number of requested structures is larger than the total number of structures in the ensemble, b) numeric instabilities prevent the backtracking function to enumerate structures with high free energies, or c) any other error occurs.

### Parameters

- **fc** – The fold compound data structure
- **num\_samples** – The size of the sample set, i.e. number of structures
- **start** – The start of the subsequence to consider, i.e. 5'-end position (1-based)
- **end** – The end of the subsequence to consider, i.e. 3'-end position (1-based)
- **nr\_mem** – The address of the Boltzmann sampling memory data structure
- **options** – A bitwise OR-flag indicating the backtracing mode.

### Pre

Unique multiloop decomposition has to be active upon creation of **fc** with *vrna\_fold\_compound()* or similar. This can be done easily by passing *vrna\_fold\_compound()* a model details parameter with *vrna\_md\_t.uniq\_ML = 1*. *vrna\_pf()* has to be called first to fill the partition function matrices

### Returns

A set of secondary structure samples in dot-bracket notation terminated by NULL (or NULL on error)

```
unsigned int vrna_pbacktrack_sub_resume_cb(vrna_fold_compound_t *fc, unsigned int
num_samples, unsigned int start, unsigned int end,
vrna_bs_result_f cb, void *data,
vrna_pbacktrack_mem_t *nr_mem, unsigned int
options)
```

*#include <ViennaRNA/boltzmann\_sampling.h>* Obtain a set of secondary structure samples for a subsequence from the Boltzmann ensemble according their probability.

Perform a probabilistic (stochastic) backtracing in the partition function DP arrays to obtain a set of **num\_samples** secondary structures. The parameter **length** specifies the length of the substructure starting from the 5' end.

Any structure *s* with free energy  $E(s)$  is picked from the Boltzmann distributed ensemble according to its probability

$$p(s) = \frac{\exp(-E(s)/kT)}{Z}$$

with partition function  $Z = \sum_s \exp(-E(s)/kT)$ , Boltzmann constant *k* and thermodynamic temperature *T*.

Using the **options** flag one can switch between regular (*VRNA\_PBACKTRACK\_DEFAULT*) backtracing mode, and non-redundant sampling (*VRNA\_PBACKTRACK\_NON\_REDUNDANT*) along the lines of Michálik *et al.* [2017].

In contrast to *vrna\_pbacktrack5\_resume()* this function yields the structure samples through a callback mechanism.

A successive sample call to this function may look like:

```
vrna_pbacktrack_mem_t nonredundant_memory = NULL;

// sample the first 100 structures
vrna_pbacktrack5_resume_cb(fc,
                           100,
                           fc->length,
                           &callback_function,
                           (void *)&callback_data,
                           &nonredundant_memory,
                           options);

// sample another 500 structures
vrna_pbacktrack5_resume_cb(fc,
                           500,
                           fc->length,
                           &callback_function,
                           (void *)&callback_data,
                           &nonredundant_memory,
                           options);

// release memory occupied by the non-redundant memory data structure
vrna_pbacktrack_mem_free(nonredundant_memory);
```

#### SWIG Wrapper Notes:

This function is attached as overloaded method `pbacktrack_sub()` to objects of type `fold_compound` with optional last argument `options = VRNA_PBACKTRACK_DEFAULT`. In addition to the number of structures backtraced, this function also returns the `nr_mem` data structure as first return value. See, e.g. *RNA.fold\_compound.pbacktrack\_sub()* in the *Python API* and the *Boltzmann Sampling* Python examples .

#### See also:

`vrna_pbacktrack5_resume()`, `vrna_pbacktrack5_cb()`, `vrna_pbacktrack_resume_cb()`,  
`vrna_pbacktrack_mem_t`, `VRNA_PBACKTRACK_DEFAULT`, `VRNA_PBACKTRACK_NON_REDUNDANT`,  
`vrna_pbacktrack_mem_free`

---

**Note:** This function is polymorphic. It accepts `vrna_fold_compound_t` of type `VRNA_FC_TYPE_SINGLE`, and `VRNA_FC_TYPE_COMPARATIVE`.

---

**Warning:** In non-redundant sampling mode (`VRNA_PBACKTRACK_NON_REDUNDANT`), this function may not yield the full number of requested samples. This may happen if a) the number of requested structures is larger than the total number of structures in the ensemble, b) numeric instabilities prevent the backtracking function to enumerate structures with high free energies, or c) any other error occurs.

#### Parameters

- **fc** – The fold compound data structure
- **num\_samples** – The size of the sample set, i.e. number of structures
- **start** – The start of the subsequence to consider, i.e. 5'-end position (1-based)
- **end** – The end of the subsequence to consider, i.e. 3'-end position (1-based)

- **cb** – The callback that receives the sampled structure
- **data** – A data structure passed through to the callback `cb`
- **nr\_mem** – The address of the Boltzmann sampling memory data structure
- **options** – A bitwise OR-flag indicating the backtracing mode.

**Pre**

Unique multiloop decomposition has to be active upon creation of `fc` with `vrna_fold_compound()` or similar. This can be done easily by passing `vrna_fold_compound()` a model details parameter with `vrna_md_t.uniq_ML = 1`. `vrna_pf()` has to be called first to fill the partition function matrices

**Returns**

The number of structures actually backtraced

void **vrna\_pbacktrack\_mem\_free**(*vrna\_pbacktrack\_mem\_t* s)

*#include <ViennaRNA/boltzmann\_sampling.h>* Release memory occupied by a Boltzmann sampling memory data structure.

**See also:**

*vrna\_pbacktrack\_mem\_t*, *vrna\_pbacktrack5\_resume()*, *vrna\_pbacktrack5\_resume\_cb()*,  
*vrna\_pbacktrack\_resume()*, *vrna\_pbacktrack\_resume\_cb()*

**Parameters**

- **s** – The non-redundancy memory data structure

**Deprecated API****Functions**

char \***pbacktrack**(char \*sequence)

*#include <ViennaRNA/part\_func.h>* Sample a secondary structure from the Boltzmann ensemble according its probability.

**Parameters**

- **sequence** – The RNA sequence

**Pre**

`st_back` has to be set to 1 before calling `pf_fold()` or `pf_fold_par()`. `pf_fold_par()` or `pf_fold()` have to be called first to fill the partition function matrices

**Returns**

A sampled secondary structure in dot-bracket notation

char \***pbacktrack5**(char \*sequence, int length)

*#include <ViennaRNA/part\_func.h>* Sample a sub-structure from the Boltzmann ensemble according its probability.

char \***pbacktrack\_circ**(char \*sequence)

*#include <ViennaRNA/part\_func.h>* Sample a secondary structure of a circular RNA from the Boltzmann ensemble according its probability.

This function does the same as `pbacktrack()` but assumes the RNA molecule to be circular



*Deprecated:*

Use `vrna_pbacktrack()` instead.

**Pre**

`st_back` has to be set to 1 before calling `pf_fold()` or `pf_fold_par()` or `pf_fold_par()` or `pf_circ_fold()` have to be called first to fill the partition function matrices

**Parameters**

- **sequence** – The RNA sequence

**Returns**

A sampled secondary structure in dot-bracket notation

## Variables

int **st\_back**

Flag indicating that auxiliary arrays are needed throughout the computations. This is essential for stochastic backtracking.

Set this variable to 1 prior to a call of `pf_fold()` to ensure that all matrices needed for stochastic backtracking are filled in the forward recursions

*Deprecated:*

set the `uniq_ML` flag in `vrna_md_t` before passing it to `vrna_fold_compound()`.

**See also:**

`pbacktrack()`, `pbacktrack_circ`

## 7.6.4 Compute the Structure with Maximum Expected Accuracy (MEA)

### Functions

char \***vrna\_MEA**(`vrna_fold_compound_t` \*fc, double gamma, float \*mea)

`#include <ViennaRNA/MEA.h>` Compute a MEA (maximum expected accuracy) structure.

The algorithm maximizes the expected accuracy

$$A(S) = \sum_{(i,j) \in S} 2\gamma p_{ij} + \sum_{i \notin S} p_i^u$$

Higher values of  $\gamma$  result in more base pairs of lower probability and thus higher sensitivity. Low values of  $\gamma$  result in structures containing only highly likely pairs (high specificity). The code of the MEA function also demonstrates the use of sparse dynamic programming scheme to reduce the time and memory complexity of folding.

*SWIG Wrapper Notes:*

This function is attached as overloaded method `MEA(gamma = 1.)` to objects of type `fold_compound`. Note, that it returns the MEA structure and MEA value as a tuple (MEA\_structure, MEA). See, e.g. `RNA.fold_compound.MEA()` in the *Python API*.

**Parameters**

- **fc** – The fold compound data structure with pre-filled base pair probability matrix
- **gamma** – The weighting factor for base pairs vs. unpaired nucleotides
- **mea** – A pointer to a variable where the MEA value will be written to

**Pre**

`vrna_pf()` must be executed on input parameter `fc`

**Returns**

An MEA structure (or NULL on any error)

```
char *vrna_MEA_from_plist(vrna_ep_t *plist, const char *sequence, double gamma, vrna_md_t *md,
                        float *mea)
```

*#include <ViennaRNA/MEA.h>* Compute a MEA (maximum expected accuracy) structure from a list of probabilities.

The algorithm maximizes the expected accuracy

$$A(S) = \sum_{(i,j) \in S} 2\gamma p_{ij} + \sum_{i \notin S} p_i^u$$

Higher values of  $\gamma$  result in more base pairs of lower probability and thus higher sensitivity. Low values of  $\gamma$  result in structures containing only highly likely pairs (high specificity). The code of the MEA function also demonstrates the use of sparse dynamic programming scheme to reduce the time and memory complexity of folding.

*SWIG Wrapper Notes:*

This function is available as overloaded function `MEA_from_plist(gamma = 1., md = NULL)`. Note, that it returns the MEA structure and MEA value as a tuple (MEA\_structure, MEA). See, e.g. `RNA.MEA_from_plist()` in the *Python API*.

---

**Note:** The unpaired probabilities  $p_i^u = 1 - \sum_{j \neq i} p_{ij}$  are usually computed from the supplied pairing probabilities  $p_{ij}$  as stored in `plist` entries of type `VRNA_PLIST_TYPE_BASEPAIR`. To overwrite individual  $p_o^u$  values simply add entries with type `VRNA_PLIST_TYPE_UNPAIRED`. To include G-Quadruplex support, the corresponding field in `md` must be set.

---

**Parameters**

- **plist** – A list of base pair probabilities the MEA structure is computed from
- **sequence** – The RNA sequence that corresponds to the list of probability values
- **gamma** – The weighting factor for base pairs vs. unpaired nucleotides
- **md** – A model details data structure (maybe NULL)
- **mea** – A pointer to a variable where the MEA value will be written to

**Returns**

An MEA structure (or NULL on any error)

float **MEA**(*plist* \*p, char \*structure, double gamma)  
*#include* <ViennaRNA/MEA.h> Computes a MEA (maximum expected accuracy) structure.  
 The algorithm maximizes the expected accuracy

$$A(S) = \sum_{(i,j) \in S} 2\gamma p_{ij} + \sum_{i \notin S} p_i^u$$

Higher values of  $\gamma$  result in more base pairs of lower probability and thus higher sensitivity. Low values of  $\gamma$  result in structures containing only highly likely pairs (high specificity). The code of the MEA function also demonstrates the use of sparse dynamic programming scheme to reduce the time and memory complexity of folding.

*Deprecated:*

Use *vrna\_MEA()* or *vrna\_MEA\_from\_plist()* instead!

## 7.6.5 Compute the Centroid Structure

### Functions

char \***vrna\_centroid**(*vrna\_fold\_compound\_t* \*fc, double \*dist)  
*#include* <ViennaRNA/centroid.h> Get the centroid structure of the ensemble.

The centroid is the structure with the minimal average distance to all other structures  $\langle d(S) \rangle = \sum_{(i,j) \in S} (1 - p_{ij}) + \sum_{(i,j) \notin S} p_{ij}$ . Thus, the centroid is simply the structure containing all pairs with  $p_{ij} > 0.5$ . The distance of the centroid to the ensemble is written to the memory addressed by *dist*.

#### Parameters

- **fc** – [in] The fold compound data structure
- **dist** – [out] A pointer to the distance variable where the centroid distance will be written to

#### Returns

The centroid structure of the ensemble in dot-bracket notation (NULL on error)

char \***vrna\_centroid\_from\_plist**(int length, double \*dist, *vrna\_ep\_t* \*pl)  
*#include* <ViennaRNA/centroid.h> Get the centroid structure of the ensemble.

This function is a threadsafe replacement for *centroid()* with a *vrna\_ep\_t* input

The centroid is the structure with the minimal average distance to all other structures  $\langle d(S) \rangle = \sum_{(i,j) \in S} (1 - p_{ij}) + \sum_{(i,j) \notin S} p_{ij}$ . Thus, the centroid is simply the structure containing all pairs with  $p_{ij} > 0.5$ . The distance of the centroid to the ensemble is written to the memory addressed by *dist*.

#### Parameters

- **length** – [in] The length of the sequence
- **dist** – [out] A pointer to the distance variable where the centroid distance will be written to
- **pl** – [in] A pair list containing base pair probability information about the ensemble

#### Returns

The centroid structure of the ensemble in dot-bracket notation (NULL on error)

```
char *vrna_centroid_from_probs(int length, double *dist, FLT_OR_DBL *probs)
```

```
#include <ViennaRNA/centroid.h> Get the centroid structure of the ensemble.
```

This function is a threadsafe replacement for centroid() with a probability array input

The centroid is the structure with the minimal average distance to all other structures  $\langle d(S) \rangle = \sum_{(i,j) \in S} (1 - p_{ij}) + \sum_{(i,j) \notin S} p_{ij}$ . Thus, the centroid is simply the structure containing all pairs with  $p_{ij} > 0.5$ . The distance of the centroid to the ensemble is written to the memory addressed by *dist*.

#### Parameters

- **length** – [in] The length of the sequence
- **dist** – [out] A pointer to the distance variable where the centroid distance will be written to
- **probs** – [in] An upper triangular matrix containing base pair probabilities (access via `iindx vrna_idx_row_wise()`)

#### Returns

The centroid structure of the ensemble in dot-bracket notation (NULL on error)

## 7.7 RNA-RNA Interaction

The function of an RNA molecule often depends on its interaction with other RNAs. The following routines therefore allows one to predict structures formed by two RNA molecules upon hybridization.

### 7.7.1 Partition Function for Two Hybridized Sequences

To simplify the implementation the partition function computation is done internally in a null model that does not include the duplex initiation energy, i.e. the entropic penalty for producing a dimer from two monomers). The resulting free energies and pair probabilities are initially relative to that null model. In a second step the free energies can be corrected to include the dimerization penalty, and the pair probabilities can be divided into the conditional pair probabilities given that a re dimer is formed or not formed. See Bernhart *et al.* [2006] for further details.

As for folding one RNA molecule, this computes the partition function of all possible structures and the base pair probabilities. Uses the same global `#pf_scale` variable to avoid overflows.

After computing the partition functions of all possible dimers one can compute the probabilities of base pairs, the concentrations out of start concentrations and sofar and soaway.

Dimer formation is inherently concentration dependent. Given the free energies of the monomers A and B and dimers AB, AA, and BB one can compute the equilibrium concentrations, given input concentrations of A and B, see e.g. Dimitrov & Zuker (2004)

```
typedef struct vrna_dimer_conc_s vrna_dimer_conc_t
```

```
#include <ViennaRNA/concentrations.h> Typename for the data structure that stores the dimer concentrations, vrna_dimer_conc_s, as required by vrna_pf_dimer_concentration()
```

```
typedef struct vrna_dimer_conc_s ConcEnt
```

```
#include <ViennaRNA/concentrations.h> Backward compatibility typedef for vrna_dimer_conc_s.
```

```
vrna_dimer_conc_t *vrna_pf_dimer_concentrations(double FcAB, double FcAA, double FcBB, double FEA, double FEB, const double *startconc, const vrna_exp_param_t *exp_params)
```

*#include <ViennaRNA/concentrations.h>* Given two start monomer concentrations a and b, compute the concentrations in thermodynamic equilibrium of all dimers and the monomers.

This function takes an array 'startconc' of input concentrations with alternating entries for the initial concentrations of molecules A and B (terminated by two zeroes), then computes the resulting equilibrium concentrations from the free energies for the dimers. Dimer free energies should be the dimer-only free energies, i.e. the FcAB entries from the *vrna\_dimer\_pf\_t* struct.

#### Parameters

- **FcAB** – Free energy of AB dimer (FcAB entry)
- **FcAA** – Free energy of AA dimer (FcAB entry)
- **FcBB** – Free energy of BB dimer (FcAB entry)
- **FEA** – Free energy of monomer A
- **FEB** – Free energy of monomer B
- **startconc** – List of start concentrations [a0],[b0],[a1],[b1],...,[an][bn],[0],[0]
- **exp\_params** – The precomputed Boltzmann factors

#### Returns

*vrna\_dimer\_conc\_t* array containing the equilibrium energies and start concentrations

double \***vrna\_equilibrium\_constants**(const double \*dG\_complexes, const double \*dG\_strands, const unsigned int \*\*A, double kT, size\_t strands, size\_t complexes)

*#include <ViennaRNA/concentrations.h>*

*vrna\_dimer\_pf\_t vrna\_pf\_co\_fold*(const char \*seq, char \*structure, *vrna\_ep\_t* \*\*pl)

*#include <ViennaRNA/part\_func.h>* Calculate partition function and base pair probabilities of nucleic acid/nucleic acid dimers.

This simplified interface to *vrna\_pf\_dimer()* computes the partition function and, if required, base pair probabilities for an RNA-RNA interaction using default options. Memory required for dynamic programming (DP) matrices will be allocated and free'd on-the-fly. Hence, after return of this function, the recursively filled matrices are not available any more for any post-processing.

#### See also:

*vrna\_pf\_dimer()*

---

**Note:** In case you want to use the filled DP matrices for any subsequent post-processing step, or you require other conditions than specified by the default model details, use *vrna\_pf\_dimer()*, and the data structure *vrna\_fold\_compound\_t* instead.

---

#### Parameters

- **seq** – Two concatenated RNA sequences with a delimiting '&' in between
- **structure** – A pointer to the character array where position-wise pairing propensity will be stored. (Maybe NULL)
- **pl** – A pointer to a list of *vrna\_ep\_t* to store pairing probabilities (Maybe NULL)

#### Returns

*vrna\_dimer\_pf\_t* structure containing a set of energies needed for concentration computations.

```
typedef struct vrna_dimer_pf_s vrna_dimer_pf_t
```

*#include <ViennaRNA/part\_func.h>* Typename for the data structure that stores the dimer partition functions, *vrna\_dimer\_pf\_s*, as returned by *vrna\_pf\_dimer()*

```
typedef struct vrna_dimer_pf_s cofoldF
```

*#include <ViennaRNA/part\_func.h>* Backward compatibility typedef for *vrna\_dimer\_pf\_s*.

```
int mirnatog
```

Toggles no intrabp in 2nd mol.

```
double F_monomer[2]
```

Free energies of the two monomers.

## 7.7.2 RNA-RNA interaction as a stepwise process

In this approach to cofolding the interaction between two RNA molecules is seen as a stepwise process. In a first step, the target molecule has to adopt a structure in which a binding site is accessible. In a second step, the ligand molecule will hybridize with a region accessible to an interaction. Consequently the algorithm is designed as a two step process: The first step is the calculation of the probability that a region within the target is unpaired, or equivalently, the calculation of the free energy needed to expose a region. In the second step we compute the free energy of an interaction for every possible binding site.

### Functions

```
pu_contrib *pf_unstru(char *sequence, int max_w)
```

*#include <ViennaRNA/part\_func\_up.h>* Calculate the partition function over all unpaired regions of a maximal length.

You have to call function *pf\_fold()* providing the same sequence before calling *pf\_unstru()*. If you want to calculate unpaired regions for a constrained structure, set variable 'structure' in function '*pf\_fold()*' to the constrain string. It returns a *pu\_contrib* struct containing four arrays of dimension [i = 1 to length(sequence)][j = 0 to u-1] containing all possible contributions to the probabilities of unpaired regions of maximum length u. Each array in *pu\_contrib* contains one of the contributions to the total probability of being unpaired: The probability of being unpaired within an exterior loop is in array *pu\_contrib->E*, the probability of being unpaired within a hairpin loop is in array *pu\_contrib->H*, the probability of being unpaired within an interior loop is in array *pu\_contrib->I* and probability of being unpaired within a multi-loop is in array *pu\_contrib->M*. The total probability of being unpaired is the sum of the four arrays of *pu\_contrib*.

This function frees everything allocated automatically. To free the output structure call *free\_pu\_contrib()*.

#### Parameters

- **sequence** –
- **max\_w** –

#### Returns

```
interact *pf_interact(const char *s1, const char *s2, pu_contrib *p_c, pu_contrib *p_c2, int max_w,  
char *cstruc, int incr3, int incr5)
```

*#include <ViennaRNA/part\_func\_up.h>* Calculates the probability of a local interaction between two sequences.

The function considers the probability that the region of interaction is unpaired within 's1' and 's2'. The longer sequence has to be given as 's1'. The shorter sequence has to be given as 's2'. Function `pf_unstru()` has to be called for 's1' and 's2', where the probabilities of being unpaired have to be given in 'p\_c' and 'p\_c2', respectively. If you do not want to include the probabilities of being unpaired for 's2' set 'p\_c2' to NULL. If variable 'cstruc' is not NULL, constrained folding is done: The available constrains for intermolecular interaction are: '.' (no constrain), 'x' (the base has no intermolecular interaction) and '|' (the corresponding base has to be paired intermolecularly).

The parameter 'w' determines the maximal length of the interaction. The parameters 'incr5' and 'incr3' allows inclusion of unpaired residues left ('incr5') and right ('incr3') of the region of interaction in 's1'. If the 'incr' options are used, function `pf_unstru()` has to be called with  $w=w+incr5+incr3$  for the longer sequence 's1'.

It returns a structure of type `interact` which contains the probability of the best local interaction including residue  $i$  in  $P_i$  and the minimum free energy in  $G_i$ , where  $i$  is the position in sequence 's1'. The member `Gikjl` of structure `interact` is the best interaction between region  $[k,i]$   $k < i$  in longer sequence 's1' and region  $[j,l]$   $j < l$  in 's2'. `Gikjl_wo` is `Gikjl` without the probability of being unpaired.

Use `free_interact()` to free the returned structure, all other stuff is freed inside `pf_interact()`.

#### Parameters

- `s1` –
- `s2` –
- `p_c` –
- `p_c2` –
- `max_w` –
- `cstruc` –
- `incr3` –
- `incr5` –

#### Returns

```
void free_interact(interact *pin)
```

```
#include <ViennaRNA/part_func_up.h> Frees the output of function pf_interact().
```

```
int Up_plot(pu_contrib *p_c, pu_contrib *p_c_sh, interact *pint, char *ofile, int **unpaired_values, char *select_contrib, char *head, unsigned int mode)
```

```
#include <ViennaRNA/part_func_up.h>
```

```
pu_contrib *get_pu_contrib_struct(unsigned int n, unsigned int w)
```

```
#include <ViennaRNA/part_func_up.h>
```

```
void free_pu_contrib_struct(pu_contrib *pu)
```

```
#include <ViennaRNA/part_func_up.h> Frees the output of function pf_unstru().
```

```
void free_pu_contrib(pu_contrib *pu)
```

```
#include <ViennaRNA/part_func_up.h>
```

### 7.7.3 Concatenating RNA sequences

One approach to co-folding two RNAs consists of concatenating the two sequences and keeping track of the concatenation point in all energy evaluations. Correspondingly, many of the `cofold()` and `co_pf_fold()` routines take one sequence string as argument and use the the global variable `#cut_point` to mark the concatenation point. Note that while the *RNAcofold* program uses the `&` character to mark the chain break in its input.

### 7.7.4 RNA-RNA interaction as a Stepwise Process

In a second approach to co-folding two RNAs, cofolding is seen as a stepwise process. In the first step the probability of an unpaired region is calculated and in a second step this probability of an unpaired region is multiplied with the probability of an interaction between the two RNAs. This approach is implemented for the interaction between a long target sequence and a short ligand RNA. Function `pf_unstru()` calculates the partition function over all unpaired regions in the input sequence. Function `pf_interact()`, which calculates the partition function over all possible interactions between two sequences, needs both sequence as separate strings as input.

### 7.7.5 RNA-RNA Interaction API

## 7.8 Classified Dynamic Programming Variants

Usually, thermodynamic properties using the basic recursions for *Minimum Free Energy (MFE) Algorithms, Partition Function and Equilibrium Properties*, and so forth, are computed over the entire structure space. However, sometimes it is desired to partition the structure space *a priori* and compute the above properties for each of the resulting partitions. This approach directly leads to *Classified Dynamic Programming*.

### 7.8.1 Distance Based Partitioning of the Secondary Structure Space

The secondary structure space is divided into partitions according to the base pair distance to two given reference structures and all relevant properties are calculated for each of the resulting partitions.

---

#### See also...

For further details, we refer to Lorenz *et al.* [2009]

---

#### Table of Contents

- *General*
- *MFE Variants*
- *Partition Function Variants*
- *Stochastic Backtracking*



## General

### MFE Variants

Compute the minimum free energy (MFE) and secondary structures for a partitioning of the secondary structure space according to the base pair distance to two fixed reference structures basepair distance to two fixed reference structures.

#### Defines

##### TwoDfold\_solution

```
#include <ViennaRNA/2Dfold.h>
```

#### Functions

```
vrna_sol_TwoD_t *vrna_mfe_TwoD(vrna_fold_compound_t *fc, int distance1, int distance2)
```

```
#include <ViennaRNA/2Dfold.h> Compute MFE's and representative for distance partitioning.
```

This function computes the minimum free energies and a representative secondary structure for each distance class according to the two references specified in the datastructure 'vars'. The maximum basepair distance to each of both references may be set by the arguments 'distance1' and 'distance2', respectively. If both distance arguments are set to '-1', no restriction is assumed and the calculation is performed for each distance class possible.

The returned list contains an entry for each distance class. If a maximum basepair distance to either of the references was passed, an entry with k=-1 will be appended in the list, denoting the class where all structures exceeding the maximum will be thrown into. The end of the list is denoted by an attribute value of INF in the k-attribute of the list entry.

#### See also:

```
vrna_fold_compound_TwoD(), vrna_fold_compound_free(), vrna_pf_TwoD()  
vrna_backtrack5_TwoD(), vrna_sol_TwoD_t, vrna_fold_compound_t
```

#### Parameters

- **fc** – The datastructure containing all precomputed folding attributes
- **distance1** – maximum distance to reference1 (-1 means no restriction)
- **distance2** – maximum distance to reference2 (-1 means no restriction)

#### Returns

A list of minimum free energies (and corresponding structures) for each distance class

```
char *vrna_backtrack5_TwoD(vrna_fold_compound_t *fc, int k, int l, unsigned int j)
```

```
#include <ViennaRNA/2Dfold.h> Backtrack a minimum free energy structure from a 5' section of specified length.
```

This function allows one to backtrack a secondary structure beginning at the 5' end, a specified length and residing in a specific distance class. If the argument 'k' gets a value of -1, the structure that is

backtracked is assumed to reside in the distance class where all structures exceeding the maximum basepair distance specified in *vrna\_mfe\_TwoD()* belong to.

**See also:**

*vrna\_mfe\_TwoD()*

---

**Note:** The argument 'vars' must contain precalculated energy values in the energy matrices, i.e. a call to *vrna\_mfe\_TwoD()* preceding this function is mandatory!

---

**Parameters**

- **fc** – The datastructure containing all precomputed folding attributes
- **j** – The length in nucleotides beginning from the 5' end
- **k** – distance to reference1 (may be -1)
- **l** – distance to reference2

*TwoDfold\_vars* \***get\_TwoDfold\_variables**(const char \*seq, const char \*structure1, const char \*structure2, int circ)

*#include <ViennaRNA/2Dfold.h>* Get a structure of type *TwoDfold\_vars* prefilled with current global settings.

This function returns a datastructure of type *TwoDfold\_vars*. The data fields inside the *TwoDfold\_vars* are prefilled by global settings and all memory allocations necessary to start a computation are already done for the convenience of the user

*Deprecated:*

Use the new API that relies on *vrna\_fold\_compound\_t* and the corresponding functions *vrna\_fold\_compound\_TwoD()*, *vrna\_mfe\_TwoD()*, and *vrna\_fold\_compound\_free()* instead!

---

**Note:** Make sure that the reference structures are compatible with the sequence according to Watson-Crick- and Wobble-base pairing

---

**Parameters**

- **seq** – The RNA sequence
- **structure1** – The first reference structure in dot-bracket notation
- **structure2** – The second reference structure in dot-bracket notation
- **circ** – A switch to indicate the assumption to fold a circular instead of linear RNA (0=OFF, 1=ON)

**Returns**

A datastructure prefilled with folding options and allocated memory

void **destroy\_TwoDfold\_variables**(*TwoDfold\_vars* \*our\_variables)

*#include <ViennaRNA/2Dfold.h>* Destroy a *TwoDfold\_vars* datastructure without memory loss.

This function free's all allocated memory that depends on the datastructure given.

*Deprecated:*

Use the new API that relies on *vrna\_fold\_compound\_t* and the corresponding functions *vrna\_fold\_compound\_TwoD()*, *vrna\_mfe\_TwoD()*, and *vrna\_fold\_compound\_free()* instead!

**Parameters**

- **our\_variables** – A pointer to the datastructure to be destroyed

*vrna\_sol\_TwoD\_t* \*TwoDfoldList(*TwoDfold\_vars* \*vars, int distance1, int distance2)

#include <ViennaRNA/2Dfold.h> Compute MFE's and representative for distance partitioning.

This function computes the minimum free energies and a representative secondary structure for each distance class according to the two references specified in the datastructure 'vars'. The maximum basepair distance to each of both references may be set by the arguments 'distance1' and 'distance2', respectively. If both distance arguments are set to '-1', no restriction is assumed and the calculation is performed for each distance class possible.

The returned list contains an entry for each distance class. If a maximum basepair distance to either of the references was passed, an entry with k=l=-1 will be appended in the list, denoting the class where all structures exceeding the maximum will be thrown into. The end of the list is denoted by an attribute value of INF in the k-attribute of the list entry.

*Deprecated:*

Use the new API that relies on *vrna\_fold\_compound\_t* and the corresponding functions *vrna\_fold\_compound\_TwoD()*, *vrna\_mfe\_TwoD()*, and *vrna\_fold\_compound\_free()* instead!

**Parameters**

- **vars** – the datastructure containing all predefined folding attributes
- **distance1** – maximum distance to reference1 (-1 means no restriction)
- **distance2** – maximum distance to reference2 (-1 means no restriction)

char \*TwoDfold\_backtrack\_f5(unsigned int j, int k, int l, *TwoDfold\_vars* \*vars)

#include <ViennaRNA/2Dfold.h> Backtrack a minimum free energy structure from a 5' section of specified length.

This function allows one to backtrack a secondary structure beginning at the 5' end, a specified length and residing in a specific distance class. If the argument 'k' gets a value of -1, the structure that is backtracked is assumed to reside in the distance class where all structures exceeding the maximum basepair distance specified in TwoDfold() belong to.

*Deprecated:*

Use the new API that relies on *vrna\_fold\_compound\_t* and the corresponding functions *vrna\_fold\_compound\_TwoD()*, *vrna\_mfe\_TwoD()*, *vrna\_backtrack5\_TwoD()*, and *vrna\_fold\_compound\_free()* instead!

---

**Note:** The argument 'vars' must contain precalculated energy values in the energy matrices, i.e. a call to TwoDfold() preceding this function is mandatory!

---

**Parameters**

- **j** – The length in nucleotides beginning from the 5' end
- **k** – distance to reference1 (may be -1)
- **l** – distance to reference2

- **vars** – the datastructure containing all predefined folding attributes

```
vrna_sol_TwoD_t **TwoDfold(TwoDfold_vars *our_variables, int distance1, int distance2)  
#include <ViennaRNA/2Dfold.h>
```

struct **vrna\_sol\_TwoD\_t**

#include <ViennaRNA/2Dfold.h> Solution element returned from *vrna\_mfe\_TwoD()*

This element contains free energy and structure for the appropriate kappa (k), lambda (l) neighborhood. The datastructure contains two integer attributes 'k' and 'l' as well as an attribute 'en' of type float representing the free energy in kcal/mol and an attribute 's' of type char\* containing the secondary structure representative,

A value of INF in k denotes the end of a list

#### See also:

*vrna\_mfe\_TwoD()*

### Public Members

int **k**

Distance to first reference.

int **l**

Distance to second reference.

float **en**

Free energy in kcal/mol.

char \***s**

MFE representative structure in dot-bracket notation.

struct **TwoDfold\_vars**

#include <ViennaRNA/2Dfold.h> Variables compound for 2Dfold MFE folding.

#### Deprecated:

This data structure will be removed from the library soon! Use *vrna\_fold\_compound\_t* and the corresponding functions *vrna\_fold\_compound\_TwoD()*, *vrna\_mfe\_TwoD()*, and *vrna\_fold\_compound\_free()* instead!

### Public Members

*vrna\_param\_t* \***P**

Precomputed energy parameters and model details.

int **do\_backtrack**

Flag whether to do backtracing of the structure(s) or not.

char **\*ptype**  
Precomputed array of pair types.

char **\*sequence**  
The input sequence

short **\*S**

short **\*S1**  
The input sequences in numeric form.

unsigned int **maxD1**  
Maximum allowed base pair distance to first reference.

unsigned int **maxD2**  
Maximum allowed base pair distance to second reference.

unsigned int **\*mm1**  
Maximum matching matrix, reference struct 1 disallowed.

unsigned int **\*mm2**  
Maximum matching matrix, reference struct 2 disallowed.

int **\*my\_iindx**  
Index for moving in quadratic distancy dimensions.

double **temperature**

unsigned int **\*referenceBPs1**  
Matrix containing number of basepairs of reference structure1 in interval [i,j].

unsigned int **\*referenceBPs2**  
Matrix containing number of basepairs of reference structure2 in interval [i,j].

unsigned int **\*bpdist**  
Matrix containing base pair distance of reference structure 1 and 2 on interval [i,j].

short **\*reference\_pt1**

short **\*reference\_pt2**

int **circ**

int **dangles**

unsigned int **seq\_length**

```
int ***E_F5  
  
int ***E_F3  
  
int ***E_C  
  
int ***E_M  
  
int ***E_M1  
  
int ***E_M2  
  
int **E_Fc  
  
int **E_FcH  
  
int **E_FcI  
  
int **E_FcM  
  
int **l_min_values  
  
int **l_max_values  
  
int *k_min_values  
  
int *k_max_values  
  
int **l_min_values_m  
  
int **l_max_values_m  
  
int *k_min_values_m  
  
int *k_max_values_m  
  
int **l_min_values_m1  
  
int **l_max_values_m1  
  
int *k_min_values_m1  
  
int *k_max_values_m1  
  
int **l_min_values_f
```

```
int **l_max_values_f
int *k_min_values_f
int *k_max_values_f
int **l_min_values_f3
int **l_max_values_f3
int *k_min_values_f3
int *k_max_values_f3
int **l_min_values_m2
int **l_max_values_m2
int *k_min_values_m2
int *k_max_values_m2
int *l_min_values_fc
int *l_max_values_fc
int k_min_values_fc
int k_max_values_fc
int *l_min_values_fcH
int *l_max_values_fcH
int k_min_values_fcH
int k_max_values_fcH
int *l_min_values_fcI
int *l_max_values_fcI
int k_min_values_fcI
int k_max_values_fcI
```

```
int *l_min_values_fcM
int *l_max_values_fcM
int k_min_values_fcM
int k_max_values_fcM
int *E_F5_rem
int *E_F3_rem
int *E_C_rem
int *E_M_rem
int *E_M1_rem
int *E_M2_rem
int E_Fc_rem
int E_FcH_rem
int E_FcI_rem
int E_FcM_rem

vrna_fold_compound_t *compatibility
```

## Partition Function Variants

Compute the partition function and stochastically sample secondary structures for a partitioning of the secondary structure space according to the base pair distance to two fixed reference structures.

### Functions

```
vrna_sol_TwoD_pf_t *vrna_pf_TwoD(vrna_fold_compound_t *fc, int maxDistance1, int maxDistance2)
#include <ViennaRNA/2Dpfold.h> Compute the partition function for all distance classes.
```

This function computes the partition functions for all distance classes according to the two reference structures specified in the datastructure 'vars'. Similar to *vrna\_mfe\_TwoD()* the arguments *maxDistance1* and *maxDistance2* specify the maximum distance to both reference structures. A value of '-1' in either of them makes the appropriate distance restrictionless, i.e. all basepair distances to the reference are taken into account during computation. In case there is a restriction, the returned solution contains an entry where the attribute *k=l=-1* contains the partition function for all structures exceeding the restriction. A value of INF in the attribute 'k' of the returned list denotes the end of the list



**See also:**

`vrna_fold_compound_TwoD()`, `vrna_fold_compound_free()`, `vrna_fold_compound_vrna_sol_TwoD_pf_t`

**Parameters**

- **fc** – The datastructure containing all necessary folding attributes and matrices
- **maxDistance1** – The maximum basepair distance to reference1 (may be -1)
- **maxDistance2** – The maximum basepair distance to reference2 (may be -1)

**Returns**

A list of partition funtions for the corresponding distance classes

struct **vrna\_sol\_TwoD\_pf\_t**

*#include <ViennaRNA/2Dpfold.h>* Solution element returned from `vrna_pf_TwoD()`

This element contains the partition function for the appropriate kappa (k), lambda (l) neighborhood The datastructure contains two integer attributes ‘k’ and ‘l’ as well as an attribute ‘q’ of type *FLT\_OR\_DBL*

A value of INF in k denotes the end of a list

**See also:**

`vrna_pf_TwoD()`

**Public Members**

int **k**

Distance to first reference.

int **l**

Distance to second reference.

*FLT\_OR\_DBL* **q**

partition function

**Stochastic Backtracking**

Functions related to stochastic backtracking from a specified distance class.

## Functions

char \***vrna\_pbacktrack\_TwoD**(vrna\_fold\_compound\_t \*fc, int d1, int d2)

*#include <ViennaRNA/2Dpfold.h>* Sample secondary structure representatives from a set of distance classes according to their Boltzmann probability.

If the argument 'd1' is set to '-1', the structure will be backtracked in the distance class where all structures exceeding the maximum basepair distance to either of the references reside.

### See also:

*vrna\_pf\_TwoD()*

#### Parameters

- **fc** – [inout] The *vrna\_fold\_compound\_t* datastructure containing all necessary folding attributes and matrices
- **d1** – [in] The distance to reference1 (may be -1)
- **d2** – [in] The distance to reference2

#### Pre

The argument 'vars' must contain precalculated partition function matrices, i.e. a call to *vrna\_pf\_TwoD()* preceding this function is mandatory!

#### Returns

A sampled secondary structure in dot-bracket notation

char \***vrna\_pbacktrack5\_TwoD**(vrna\_fold\_compound\_t \*fc, int d1, int d2, unsigned int length)

*#include <ViennaRNA/2Dpfold.h>* Sample secondary structure representatives with a specified length from a set of distance classes according to their Boltzmann probability.

This function does essentially the same as *vrna\_pbacktrack\_TwoD()* with the only difference that partial structures, i.e. structures beginning from the 5' end with a specified length of the sequence, are backtracked

### See also:

*vrna\_pbacktrack\_TwoD()*, *vrna\_pf\_TwoD()*

---

**Note:** This function does not work (since it makes no sense) for circular RNA sequences!

---

#### Parameters

- **fc** – [inout] The *vrna\_fold\_compound\_t* datastructure containing all necessary folding attributes and matrices
- **d1** – [in] The distance to reference1 (may be -1)
- **d2** – [in] The distance to reference2
- **length** – [in] The length of the structure beginning from the 5' end

#### Pre

The argument 'vars' must contain precalculated partition function matrices, i.e. a call to *vrna\_pf\_TwoD()* preceding this function is mandatory!

#### Returns

A sampled secondary structure in dot-bracket notation

## 7.8.2 Density of States

### Variables

int **density\_of\_states**[MAXDOS + 1]

The Density of States.

This array contains the density of states for an RNA sequences after a call to *subopt\_par()*, *subopt()* or *subopt\_circ()*.

### See also:

*subopt\_par()*, *subopt()*, *subopt\_circ()*

### Pre

Call one of the functions *subopt\_par()*, *subopt()* or *subopt\_circ()* prior accessing the contents of this array

*group* **Classified Dynamic Programming Variants**

## 7.9 Inverse Folding (Design)

RNA sequence design.

### Functions

float **inverse\_fold**(char \*start, const char \*target)

*#include* <ViennaRNA/inverse.h> Find sequences with predefined structure.

This function searches for a sequence with minimum free energy structure provided in the parameter 'target', starting with sequence 'start'. It returns 0 if the search was successful, otherwise a structure distance in terms of the energy difference between the search result and the actual target 'target' is returned. The found sequence is returned in 'start'. If *give\_up* is set to 1, the function will return as soon as it is clear that the search will be unsuccessful, this speeds up the algorithm if you are only interested in exact solutions.

### Parameters

- **start** – The start sequence
- **target** – The target secondary structure in dot-bracket notation

### Returns

The distance to the target in case a search was unsuccessful, 0 otherwise

float **inverse\_pf\_fold**(char \*start, const char \*target)

*#include* <ViennaRNA/inverse.h> Find sequence that maximizes probability of a predefined structure.

This function searches for a sequence with maximum probability to fold into the provided structure 'target' using the partition function algorithm. It returns  $-kT \cdot \log(p)$  where  $p$  is the frequency of 'target' in the ensemble of possible structures. This is usually much slower than *inverse\_fold()*.

**Parameters**

- **start** – The start sequence
- **target** – The target secondary structure in dot-bracket notation

**Returns**

The distance to the target in case a search was unsuccessful, 0 otherwise

**Variables**

char **\*symbolset**

This global variable points to the allowed bases, initially “AUGC”. It can be used to design sequences from reduced alphabets.

float **final\_cost**

when to stop *inverse\_pf\_fold()*

int **give\_up**

default 0: try to minimize structure distance even if no exact solution can be found

int **inv\_verbose**

print out substructure on which *inverse\_fold()* fails

## 7.10 Experimental Structure Probing Data

### 7.10.1 SHAPE Reactivity Data

Incorporate SHAPE reactivity structure probing data into the folding recursions by means of soft constraints.

Details for our implementation to incorporate SHAPE reactivity data to guide secondary structure prediction can be found in Lorenz *et al.* [2016].

**Functions**

```
void vrna_constraints_add_SHAPE(vrna_fold_compound_t *fc, const char *shape_file, const char  
                               *shape_method, const char *shape_conversion, int verbose,  
                               unsigned int constraint_type)
```

```
#include <ViennaRNA/constraints/SHAPE.h>
```

```
void vrna_constraints_add_SHAPE_ali(vrna_fold_compound_t *fc, const char *shape_method, const  
                                   char **shape_files, const int *shape_file_association, int  
                                   verbose, unsigned int constraint_type)
```

```
#include <ViennaRNA/constraints/SHAPE.h>
```

```
int vrna_sc_add_SHAPE_deigan(vrna_fold_compound_t *fc, const double *reactivities, double m,  
                             double b, unsigned int options)
```

```
#include <ViennaRNA/constraints/SHAPE.h> Add SHAPE reactivity data as soft constraints (Deigan  
et al. method)
```

This approach of SHAPE directed RNA folding uses the simple linear ansatz

$$\Delta G_{\text{SHAPE}}(i) = m \ln(\text{SHAPE reactivity}(i) + 1) + b$$

to convert SHAPE reactivity values to pseudo energies whenever a nucleotide  $i$  contributes to a stacked pair. A positive slope  $m$  penalizes high reactivities in paired regions, while a negative intercept  $b$  results in a confirmatory ‘bonus’ free energy for correctly predicted base pairs. Since the energy evaluation of a base pair stack involves two pairs, the pseudo energies are added for all four contributing nucleotides. Consequently, the energy term is applied twice for pairs inside a helix and only once for pairs adjacent to other structures. For all other loop types the energy model remains unchanged even when the experimental data highly disagrees with a certain motif.

#### SWIG Wrapper Notes:

This function is attached as method `sc_add_SHAPE_deigan()` to objects of type `fold_compound`. See, e.g. `RNA.fold_compound.sc_add_SHAPE_deigan()` in the *Python API*.

#### See also:

`vrna_sc_remove()`, `vrna_sc_add_SHAPE_zarringhalam()`, `vrna_sc_minimize_perturbation()`

---

**Note:** For further details, we refer to Deigan *et al.* [2009].

---

#### Parameters

- **fc** – The `vrna_fold_compound_t` the soft constraints are associated with
- **reactivities** – A vector of normalized SHAPE reactivities
- **m** – The slope of the conversion function
- **b** – The intercept of the conversion function
- **options** – The options flag indicating how/where to store the soft constraints

#### Returns

1 on successful extraction of the method, 0 on errors

```
int vrna_sc_add_SHAPE_deigan_ali(vrna_fold_compound_t *fc, const char **shape_files, const int
                               *shape_file_association, double m, double b, unsigned int
                               options)
```

*#include <ViennaRNA/constraints/SHAPE.h>* Add SHAPE reactivity data from files as soft constraints for consensus structure prediction (Deigan et al. method)

#### SWIG Wrapper Notes:

This function is attached as method `sc_add_SHAPE_deigan_ali()` to objects of type `fold_compound`. See, e.g. `RNA.fold_compound.sc_add_SHAPE_deigan_ali()` in the *Python API*.

#### Parameters

- **fc** – The `vrna_fold_compound_t` the soft constraints are associated with
- **shape\_files** – A set of filenames that contain normalized SHAPE reactivity data
- **shape\_file\_association** – An array of integers that associate the files with sequences in the alignment
- **m** – The slope of the conversion function

- **b** – The intercept of the conversion function
- **options** – The options flag indicating how/where to store the soft constraints

**Returns**

1 on successful extraction of the method, 0 on errors

```
int vrna_sc_add_SHAPE_zarringhalam(vrna_fold_compound_t *fc, const double *reactivities, double  
b, double default_value, const char *shape_conversion,  
unsigned int options)
```

*#include <ViennaRNA/constraints/SHAPE.h>* Add SHAPE reactivity data as soft constraints (Zarringhalam et al. method)

This method first converts the observed SHAPE reactivity of nucleotide  $i$  into a probability  $q_i$  that position  $i$  is unpaired by means of a non-linear map. Then pseudo-energies of the form

$$\Delta G_{\text{SHAPE}}(x, i) = \beta |x_i - q_i|$$

are computed, where  $x_i = 0$  if position  $i$  is unpaired and  $x_i = 1$  if  $i$  is paired in a given secondary structure. The parameter  $\beta$  serves as scaling factor. The magnitude of discrepancy between prediction and experimental observation is represented by  $|x_i - q_i|$ .

*SWIG Wrapper Notes:*

This function is attached as method `sc_add_SHAPE_zarringhalam()` to objects of type `fold_compound`. See, e.g. `RNA.fold_compound.sc_add_SHAPE_zarringhalam()` in the *Python API*.

**See also:**

`vrna_sc_remove()`, `vrna_sc_add_SHAPE_deigan()`, `vrna_sc_minimize_perturbation()`

---

**Note:** For further details, we refer to Zarringhalam *et al.* [2012]

---

**Parameters**

- **fc** – The *vrna\_fold\_compound\_t* the soft constraints are associated with
- **reactivities** – A vector of normalized SHAPE reactivities
- **b** – The scaling factor  $\beta$  of the conversion function
- **default\_value** – The default value for a nucleotide where reactivity data is missing for
- **shape\_conversion** – A flag that specifies how to convert reactivities to probabilities
- **options** – The options flag indicating how/where to store the soft constraints

**Returns**

1 on successful extraction of the method, 0 on errors

```
int vrna_sc_SHAPE_to_pr(const char *shape_conversion, double *values, int length, double  
default_value)
```

*#include <ViennaRNA/constraints/SHAPE.h>* Convert SHAPE reactivity values to probabilities for being unpaired.

This function parses the informations from a given file and stores the result in the preallocated string sequence and the *FLT\_OR\_DBL* array values.

See also:

`vrna_file_SHAPE_read()`

#### Parameters

- **shape\_conversion** – String defining the method used for the conversion process
- **values** – Pointer to an array of SHAPE reactivities
- **length** – Length of the array of SHAPE reactivities
- **default\_value** – Result used for position with invalid/missing reactivity values

## 7.10.2 Generate Soft Constraints from Data

Find a vector of perturbation energies that minimizes the discrepancies between predicted and observed pairing probabilities and the amount of necessary adjustments.

### Defines

#### VRNA\_OBJECTIVE\_FUNCTION\_QUADRATIC

`#include <ViennaRNA/perturbation_fold.h>` Use the sum of squared aberrations as objective function.

$$F(\vec{\epsilon}) = \sum_{i=1}^n \frac{\epsilon_i^2}{\tau^2} + \sum_{i=1}^n \frac{(p_i(\vec{\epsilon}) - q_i)^2}{\sigma^2} \rightarrow \min$$

#### VRNA\_OBJECTIVE\_FUNCTION\_ABSOLUTE

`#include <ViennaRNA/perturbation_fold.h>` Use the sum of absolute aberrations as objective function.

$$F(\vec{\epsilon}) = \sum_{i=1}^n \frac{|\epsilon_i|}{\tau^2} + \sum_{i=1}^n \frac{|p_i(\vec{\epsilon}) - q_i|}{\sigma^2} \rightarrow \min$$

#### VRNA\_MINIMIZER\_DEFAULT

`#include <ViennaRNA/perturbation_fold.h>` Use a custom implementation of the gradient descent algorithm to minimize the objective function.

#### VRNA\_MINIMIZER\_CONJUGATE\_FR

`#include <ViennaRNA/perturbation_fold.h>` Use the GNU Scientific Library implementation of the Fletcher-Reeves conjugate gradient algorithm to minimize the objective function.

Please note that this algorithm can only be used when the GNU Scientific Library is available on your system

#### VRNA\_MINIMIZER\_CONJUGATE\_PR

`#include <ViennaRNA/perturbation_fold.h>` Use the GNU Scientific Library implementation of the Polak-Ribiere conjugate gradient algorithm to minimize the objective function.

Please note that this algorithm can only be used when the GNU Scientific Library is available on your system

#### VRNA\_MINIMIZER\_VECTOR\_BFGS

`#include <ViennaRNA/perturbation_fold.h>` Use the GNU Scientific Library implementation of the vector Broyden-Fletcher-Goldfarb-Shanno algorithm to minimize the objective function.

Please note that this algorithm can only be used when the GNU Scientific Library is available on your system

**VRNA\_MINIMIZER\_VECTOR\_BFGS2**

*#include* <ViennaRNA/perturbation\_fold.h> Use the GNU Scientific Library implementation of the vector Broyden-Fletcher-Goldfarb-Shanno algorithm to minimize the objective function.

Please note that this algorithm can only be used when the GNU Scientific Library is available on your system

**VRNA\_MINIMIZER\_STEEPEST\_DESCENT**

*#include* <ViennaRNA/perturbation\_fold.h> Use the GNU Scientific Library implementation of the steepest descent algorithm to minimize the objective function.

Please note that this algorithm can only be used when the GNU Scientific Library is available on your system

**Typedefs**

typedef void (\***progress\_callback**)(int iteration, double score, double \*epsilon)

*#include* <ViennaRNA/perturbation\_fold.h> Callback for following the progress of the minimization process.

**Param iteration**

The number of the current iteration

**Param score**

The score of the objective function

**Param epsilon**

The perturbation vector yielding the reported score

**Functions**

void **vrna\_sc\_minimize\_perturbation**(*vrna\_fold\_compound\_t* \*fc, const double \*q\_prob\_unpaired, int objective\_function, double sigma\_squared, double tau\_squared, int algorithm, int sample\_size, double \*epsilon, double initialStepSize, double minStepSize, double minImprovement, double minimizerTolerance, *progress\_callback* callback)

*#include* <ViennaRNA/perturbation\_fold.h> Find a vector of perturbation energies that minimizes the discrepancies between predicted and observed pairing probabilities and the amount of necessary adjustments.

Use an iterative minimization algorithm to find a vector of perturbation energies whose incorporation as soft constraints shifts the predicted pairing probabilities closer to the experimentally observed probabilities. The algorithm aims to minimize an objective function that penalizes discrepancies between predicted and observed pairing probabilities and energy model adjustments, i.e. an appropriate vector of perturbation energies satisfies

$$F(\vec{\epsilon}) = \sum_{\mu} \frac{\epsilon_{\mu}^2}{\tau^2} + \sum_{i=1}^n \frac{(p_i(\vec{\epsilon}) - q_i)^2}{\sigma^2} \rightarrow \min .$$

An initialized fold compound and an array containing the observed probability for each nucleotide to be unbound are required as input data. The parameters `objective_function`, `sigma_squared` and `tau_squared` are responsible for adjusting the aim of the objective function. Dependend on which type of objective function is selected, either squared or absolute aberrations are contributing to the objective function. The ratio of the parameters `sigma_squared` and `tau_squared` can be used to adjust the algorithm to find a solution either close to the thermodynamic prediction (`sigma_squared` >> `tau_squared`)



or close to the experimental data ( $\tau_{\text{squared}} \gg \sigma_{\text{squared}}$ ). The minimization can be performed by making use of a custom gradient descent implementation or using one of the minimizing algorithms provided by the GNU Scientific Library. All algorithms require the evaluation of the gradient of the objective function, which includes the evaluation of conditional pairing probabilities. Since an exact evaluation is expensive, the probabilities can also be estimated from sampling by setting an appropriate sample size. The found vector of perturbation energies will be stored in the array `epsilon`. The progress of the minimization process can be tracked by implementing and passing a callback function.

#### See also:

For further details we refer to Washietl *et al.* [2012].

#### Parameters

- **fc** – Pointer to a fold compound
- **q\_prob\_unpaired** – Pointer to an array containing the probability to be unpaired for each nucleotide
- **objective\_function** – The type of objective function to be used (VRNA\_OBJECTIVE\_FUNCTION\_QUADRATIC / VRNA\_OBJECTIVE\_FUNCTION\_LINEAR)
- **sigma\_squared** – A factor used for weighting the objective function. More weight on this factor will lead to a solution close to the null vector.
- **tau\_squared** – A factor used for weighting the objective function. More weight on this factor will lead to a solution close to the data provided in `q_prob_unpaired`.
- **algorithm** – The minimization algorithm (VRNA\_MINIMIZER\_\*)
- **sample\_size** – The number of sampled sequences used for estimating the pairing probabilities. A value  $\leq 0$  will lead to an exact evaluation.
- **epsilon** – A pointer to an array used for storing the calculated vector of perturbation energies
- **callback** – A pointer to a callback function used for reporting the current minimization progress

Include Experimental Structure Probing Data to Guide Structure Predictions.

## 7.11 Ligands Binding to RNA Structures

In our library, we provide two different ways to incorporate binding of small molecules and proteins to specific RNA structures:

- *Ligands Binding to Unstructured Domains*, and
- *Incorporating Ligands Binding to Specific Sequence/Structure Motifs*

The first approach is implemented as an actual extension of the folding grammar. It adds auxiliary derivation rules for each case when consecutive unpaired nucleotides are evaluated. Therefore, this model is applicable to ligand binding to any loop context.

The second approach, on the other hand, uses the soft-constraints feature to change the energy evaluation of hairpin- or interior-loops. Hence, it can only be applied when a ligand binds to a hairpin-like, or interior-loop like motif.

### 7.11.1 Ligands Binding to Unstructured Domains

Add ligand binding to loop regions using the *Unstructured Domains* feature.

Sometime, certain ligands, like single strand binding (SSB) proteins, compete with intramolecular base pairing of the RNA. In situations, where the dissociation constant of the ligand is known and the ligand binds to a consecutive stretch of single-stranded nucleotides we can use the *Unstructured Domains* functionality to extend the RNA folding grammar. This module provides a convenience default implementation that covers most of the application scenarios.

The function `vrna_ud_add_motif()` attaches a ligands sequence motif and corresponding binding free energy to the list of known ligand motifs within the `domains_up` attribute of `vrna_fold_compound_t`. The first call to this function initializes the *Unstructured Domains* feature with our default implementation. Subsequent calls of secondary structure prediction algorithms with the modified `vrna_fold_compound_t` then directly include the competition of the ligand with regulas base pairing. Since we utilize the unstructured domain extension, The ligand binding model can be removed again using the `vrna_ud_remove()` function.

### 7.11.2 Incorporating Ligands Binding to Specific Sequence/Structure Motifs

Ligand binding to specific hairpin/interior loop like motifs using the *Soft Constraints* feature.

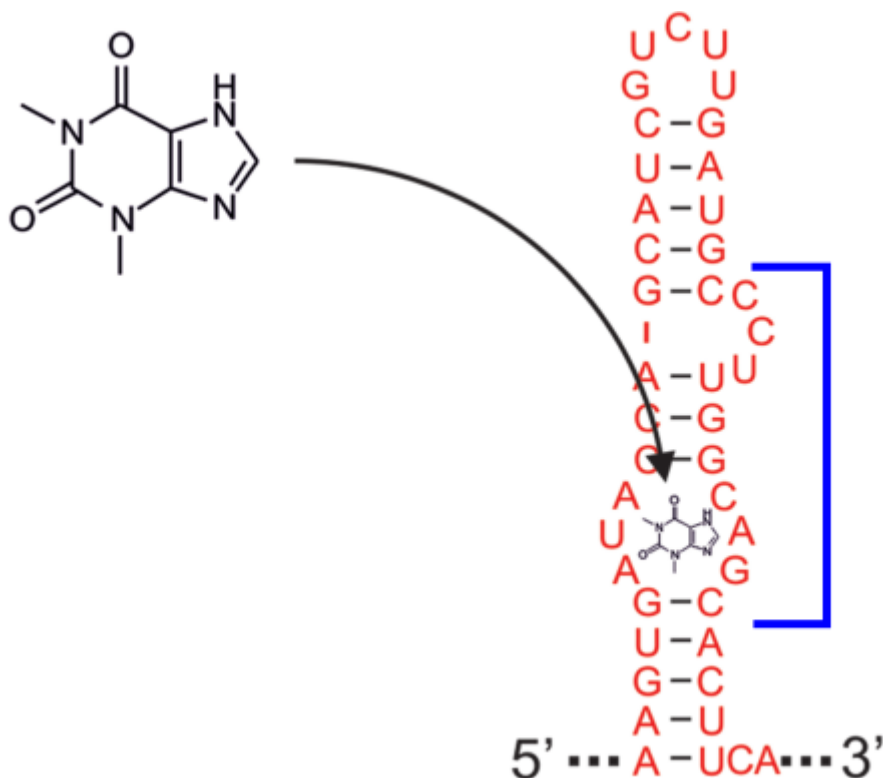
#### Typedefs

```
typedef struct vrna_sc_motif_s vrna_sc_motif_t
#include <ViennaRNA/constraints/ligand.h> Type definition for soft constraint motif.
```

#### Functions

```
int vrna_sc_add_hi_motif(vrna_fold_compound_t *fc, const char *seq, const char *structure,
FLT_OR_DBL energy, unsigned int options)
#include <ViennaRNA/constraints/ligand.h> Add soft constraints for hairpin or interior loop binding motif.
```

Here is an example that adds a theophylline binding motif. Free energy contribution is derived from  $k_d = 0.1\mu M$ , taken from Jenison et al. 1994. At  $1M$  concentration the corresponding binding free energy amounts to  $-9.93 kcal/mol$ .



```
vrna_sc_add_hi_motif(fc,
    "GAUACCAG&CCCUUGGCAGC",
    "...((((&)...))...)",
    -9.93, VRNA_OPTION_DEFAULT);
```

#### SWIG Wrapper Notes:

This function is attached as method `sc_add_hi_motif()` to objects of type `fold_compound`. The last parameter is optional and defaults to `options = VRNA_OPTION_DEFAULT`. See, e.g. `RNA.fold_compound.sc_add_hi_motif()` in the *Python API*.

#### Parameters

- **fc** – The `vrna_fold_compound_t` the motif is applied to
- **seq** – The sequence motif (may be interspaced by ‘&’ character)
- **structure** – The structure motif (may be interspaced by ‘&’ character)
- **energy** – The free energy of the motif (e.g. binding free energy)
- **options** – Options

#### Returns

non-zero value if application of the motif using soft constraints was successful

```
vrna_sc_motif_t *vrna_sc_ligand_detect_motifs(vrna_fold_compound_t *fc, const char *structure)
```

```
#include <ViennaRNA/constraints/ligand.h>
```

```
vrna_sc_motif_t *vrna_sc_ligand_get_all_motifs(vrna_fold_compound_t *fc)
```

```
#include <ViennaRNA/constraints/ligand.h>
```

```
struct vrna_sc_motif_s
```

## Public Members

int **i**

int **j**

int **k**

int **l**

int **number**

### *group* **Ligands Binding to RNA Structures**

Simple Extensions to Model Ligand Binding to RNA Structures.

## 7.12 Structure Modules and Pseudoknots

### 7.12.1 Pseudoknots

Implementations to predict pseudoknotted structures.

#### Typedefs

```
typedef int (*vrna_pk_plex_score_f)(const short *pt, int start_5, int end_5, int start_3, int end_3, void *data)
```

*#include* <ViennaRNA/pk\_plex.h> Pseudoknot loop scoring function prototype.

This function is used to evaluate a formed pseudoknot (PK) interaction in *vrna\_pk\_plex()*. It is supposed to take a PK-free secondary structure as input and coordinates of an additional interaction site. From this data, the energy (penalty) to score the PK loop is derived and returned in decakal/mol. Upon passing zero in any of the interaction site coordinates (*start\_5*, *end\_5*, *start\_3*, *end\_3*) or a *NULL* pointer in *pt*, the function must return a PK loop score. This minimum PK loop score is used in the first phase of the heuristic implemented in *vrna\_pk\_plex()* to assess whether a particular interaction is further taken into account in a later, more thorough evaluation step.

The simplest scoring function would simply return a constant score for any PK loop, no matter what type of loop is formed and how large the loop is. This is the default if *vrna\_pk\_plex\_opt\_defaults()* or *vrna\_pk\_plex\_opt()* is used to generate options for *vrna\_pk\_plex()*.

#### See also:

*vrna\_pk\_plex\_opt\_fun()*, *vrna\_pk\_plex()*

#### Param *pt*

The secondary structure (without pseudoknot) in pair table notation

#### Param *start\_5*

The start coordinate of the 5' site of the pseudoknot interaction

**Param end\_5**

The end coordinate of the 5' site of the pseudoknot interaction

**Param start\_3**

The start coordinate of the 3' site of the pseudoknot interaction

**Param end\_3**

The end coordinate of the 3' site of the pseudoknot interaction

**Param data**

An arbitrary data structure passed from the calling function

**Return**

The energy (penalty) of the resulting pseudoknot

```
int() vrna_callback_pk_plex_score (const short *pt, int start_5, int end_5,
int start_3, int end_3, void *data)
```

```
#include <ViennaRNA/pk_plex.h>
```

```
typedef struct vrna_pk_plex_option_s *vrna_pk_plex_opt_t
```

```
#include <ViennaRNA/pk_plex.h> RNA PKplex options object.
```

**See also:**

```
vrna_pk_plex_opt_defaults(), vrna_pk_plex_opt(), vrna_pk_plex_opt_fun(), vrna_pk_plex(),
vrna_pk_plex_score_f
```

```
typedef struct vrna_pk_plex_result_s vrna_pk_plex_t
```

```
#include <ViennaRNA/pk_plex.h> Convenience typedef for results of the RNA PKplex prediction.
```

**See also:**

```
#vrna_pk_plex_results_s, vrna_pk_plex()
```

**Functions**

```
vrna_pk_plex_t *vrna_pk_plex(vrna_fold_compound_t *fc, const int **accessibility,
vrna_pk_plex_opt_t options)
```

```
#include <ViennaRNA/pk_plex.h> Predict Pseudoknot interactions in terms of a two-step folding process.
```

Computes simple pseudoknot interactions according to the PKplex algorithm. This simple heuristic first compiles a list of potential interaction sites that may form a pseudoknot. The resulting candidate interactions are then fixed and an PK-free MFE structure for the remainder of the sequence is computed.

The *accessibility* argument is a list of opening energies for potential interaction sites. It is used in the first step of the algorithm to identify potential interactions. Upon passing *NULL*, the opening energies are determined automatically based on the current model settings.

Depending on the *options*, the function can return the MFE (incl. PK loops) or suboptimal structures within an energy band around the MFE. The PK loop is internally scored by a scoring function that in the simplest cases assigns a constant value for each PK loop. More complicated scoring functions can be passed as well, see *vrna\_pk\_plex\_score\_f* and *vrna\_pk\_plex\_opt\_fun()*.

The function returns *NULL* on any error. Otherwise, a list of structures and interaction coordinates with corresponding energy contributions is returned. If no PK-interaction that satisfies the options is found, the list only consists of the PK-free MFE structure.

**Parameters**

- **fc** – fold compound with the input sequence and model settings
- **accessibility** – An array of opening energies for the implemented heuristic (maybe *NULL*)
- **options** – An *vrna\_pk\_plex\_opt\_t* options data structure that determines the algorithm parameters

**Returns**

A list of potentially pseudoknotted structures (Last element in the list indicated by *NULL* value in *vrna\_pk\_plex\_result\_s.structure*)

int \*\***vrna\_pk\_plex\_accessibility**(const char \*sequence, unsigned int unpaired, double cutoff)  
*#include <ViennaRNA/pk\_plex.h>* Obtain a list of opening energies suitable for PKplex computations.

**See also:**

*vrna\_pk\_plex()*

**Parameters**

- **sequence** – The RNA sequence
- **unpaired** – The maximum number of unpaired nucleotides, i.e. length of interaction
- **cutoff** – A cutoff value for unpaired probabilities

**Returns**

Opening energies as required for *vrna\_pk\_plex()*

*vrna\_pk\_plex\_opt\_t* **vrna\_pk\_plex\_opt\_defaults**(void)  
*#include <ViennaRNA/pk\_plex.h>* Default options for PKplex algorithm.

**See also:**

*vrna\_pk\_plex()*, *vrna\_pk\_plex\_opt()*, *vrna\_pk\_plex\_opt\_fun()*

**Returns**

An options data structure suitable for PKplex computations

*vrna\_pk\_plex\_opt\_t* **vrna\_pk\_plex\_opt**(unsigned int delta, unsigned int max\_interaction\_length, int pk\_penalty)  
*#include <ViennaRNA/pk\_plex.h>* Simple options for PKplex algorithm.

**See also:**

*vrna\_pk\_plex()*, *vrna\_pk\_plex\_opt\_defaults()*, *vrna\_pk\_plex\_opt\_fun()*

**Parameters**

- **delta** – Size of energy band around MFE for suboptimal results in dekal/mol
- **max\_interaction\_length** – Maximum length of interaction
- **pk\_penalty** – Energy constant to score the PK forming loop

**Returns**

An options data structure suitable for PKplex computations

```
vrna_pk_plex_opt_t vrna_pk_plex_opt_fun(unsigned int delta, unsigned int max_interaction_length,
                                         vrna_pk_plex_score_f scoring_function, void
                                         *scoring_data)
```

*#include* <ViennaRNA/pk\_plex.h> Simple options for PKplex algorithm.

**See also:**

*vrna\_pk\_plex()*, *vrna\_pk\_plex\_opt\_defaults()*, *vrna\_pk\_plex\_opt()*, *vrna\_pk\_plex\_score\_f*

**Parameters**

- **delta** – Size of energy band around MFE for suboptimal results in dekalcal/mol
- **max\_interaction\_length** – Maximum length of interaction
- **scoring\_function** – Energy evaluating function to score the PK forming loop
- **scoring\_data** – An arbitrary data structure passed to the scoring function (maybe *NUL*)

**Returns**

An options data structure suitable for PKplex computations

```
struct vrna_pk_plex_result_s
```

*#include* <ViennaRNA/pk\_plex.h> A result of the RNA PKplex interaction prediction.

**See also:**

*vrna\_pk\_plex\_t*

**Public Members**

char \***structure**

Secondary Structure in dot-bracket notation.

double **energy**

Net free energy in kcal/mol.

double **dGpk**

Free energy of PK loop in kcal/mol.

double **dGint**

Free energy of PK forming duplex interaction.

double **dG1**

Opening energy for the 5' interaction site used in the heuristic.

double **dG2**

Opening energy for the 3' interaction site used in the heuristic.

unsigned int **start\_5**

Start coordinate of the 5' interaction site.

unsigned int **end\_5**  
End coordinate of the 5' interaction site.

unsigned int **start\_3**  
Start coordinate of the 3' interaction site.

unsigned int **end\_3**  
End coordinate of the 3' interaction site.

## 7.12.2 G-Quadruplexes

Various functions related to G-quadruplex computations.

### Functions

int **E\_gquad**(int L, int l[3], *vrna\_param\_t* \*P)

*#include <ViennaRNA/gquad.h>*

*FLT\_OR\_DBL* **exp\_E\_gquad**(int L, int l[3], *vrna\_exp\_param\_t* \*pf)

*#include <ViennaRNA/gquad.h>*

void **E\_gquad\_ali\_en**(int i, int L, int l[3], const short \*\*S, unsigned int \*\*a2s, unsigned int n\_seq, *vrna\_param\_t* \*P, int en[2])

*#include <ViennaRNA/gquad.h>*

int \***get\_gquad\_matrix**(short \*S, *vrna\_param\_t* \*P)

*#include <ViennaRNA/gquad.h>* Get a triangular matrix prefilled with minimum free energy contributions of G-quadruplexes.

At each position *ij* in the matrix, the minimum free energy of any G-quadruplex delimited by *i* and *j* is stored. If no G-quadruplex formation is possible, the matrix element is set to INF. Access the elements in the matrix via `matrix[indx[j]+i]`. To get the integer array `indx` see `get_jindx()`.

### See also:

`get_jindx()`, `encode_sequence()`

### Parameters

- **S** – The encoded sequence
- **P** – A pointer to the data structure containing the precomputed energy contributions

### Returns

A pointer to the G-quadruplex contribution matrix

int \***get\_gquad\_ali\_matrix**(unsigned int n, short \*S\_cons, short \*\*S, unsigned int \*\*a2s, int n\_seq, *vrna\_param\_t* \*P)

*#include <ViennaRNA/gquad.h>*

*FLT\_OR\_DBL* \***get\_gquad\_pf\_matrix**(short \*S, *FLT\_OR\_DBL* \*scale, *vrna\_exp\_param\_t* \*pf)

*#include <ViennaRNA/gquad.h>*



```

FLT_OR_DBL *get_gquad_pf_matrix_comparative(unsigned int n, short *S_cons, short **S,
                                           unsigned int **a2s, FLT_OR_DBL *scale,
                                           unsigned int n_seq, vrna_exp_param_t *pf)

    #include <ViennaRNA/gquad.h>

int **get_gquad_L_matrix(short *S, int start, int maxdist, int n, int **g, vrna_param_t *P)
    #include <ViennaRNA/gquad.h>

void vrna_gquad_mx_local_update(vrna_fold_compound_t *fc, int start)
    #include <ViennaRNA/gquad.h>

void get_gquad_pattern_mfe(short *S, int i, int j, vrna_param_t *P, int *L, int l[3])
    #include <ViennaRNA/gquad.h>

void get_gquad_pattern_exhaustive(short *S, int i, int j, vrna_param_t *P, int *L, int *l, int
                                threshold)
    #include <ViennaRNA/gquad.h>

void get_gquad_pattern_pf(short *S, int i, int j, vrna_exp_param_t *pf, int *L, int l[3])
    #include <ViennaRNA/gquad.h>

plist *get_plist_gquad_from_pr(short *S, int gi, int gj, FLT_OR_DBL *G, FLT_OR_DBL *probs,
                              FLT_OR_DBL *scale, vrna_exp_param_t *pf)
    #include <ViennaRNA/gquad.h>

plist *get_plist_gquad_from_pr_max(short *S, int gi, int gj, FLT_OR_DBL *G, FLT_OR_DBL
                                  *probs, FLT_OR_DBL *scale, int *L, int l[3],
                                  vrna_exp_param_t *pf)
    #include <ViennaRNA/gquad.h>

plist *get_plist_gquad_from_db(const char *structure, float pr)
    #include <ViennaRNA/gquad.h>

plist *vrna_get_plist_gquad_from_pr(vrna_fold_compound_t *fc, int gi, int gj)
    #include <ViennaRNA/gquad.h>

plist *vrna_get_plist_gquad_from_pr_max(vrna_fold_compound_t *fc, int gi, int gj, int *Lmax, int
                                        lmax[3])
    #include <ViennaRNA/gquad.h>

int get_gquad_count(short *S, int i, int j)
    #include <ViennaRNA/gquad.h>

int get_gquad_layer_count(short *S, int i, int j)
    #include <ViennaRNA/gquad.h>

void get_gquad_pattern_mfe_ali(short **S, unsigned int **a2s, short *S_cons, int n_seq, int i, int j,
                              vrna_param_t *P, int *L, int l[3])
    #include <ViennaRNA/gquad.h>

int parse_gquad(const char *struc, int *L, int l[3])
    #include <ViennaRNA/gquad.h> given a dot-bracket structure (possibly) containing gquads encoded
    by '+' signs, find first gquad, return end position or 0 if none found Upon return L and l[] con-
    tain the number of stacked layers, as well as the lengths of the linker regions. To parse a string
    with many gquads, call parse_gquad repeatedly e.g. end1 = parse_gquad(struc, &L, l); ... ; end2
    = parse_gquad(struc+end1, &L, l); end2+=end1; ... ; end3 = parse_gquad(struc+end2, &L, l);
    end3+=end2; ... ;

static int backtrack_GQuad_IntLoop(int c, int i, int j, int type, short *S, int *ggg, int *index, int *p, int
                                  *q, vrna_param_t *P)
    #include <ViennaRNA/gquad.h> backtrack an interior loop like enclosed g-quadruplex with closing
    pair (i,j)

```

**Parameters**

- **c** – The total contribution the loop should resemble
- **i** – position i of enclosing pair
- **j** – position j of enclosing pair
- **type** – base pair type of enclosing pair (must be reverse type)
- **S** – integer encoded sequence
- **ggg** – triangular matrix containing g-quadruplex contributions
- **index** – the index for accessing the triangular matrix
- **p** – here the 5' position of the gquad is stored
- **q** – here the 3' position of the gquad is stored
- **P** – the datastructure containing the precalculated contributions

**Returns**

1 on success, 0 if no gquad found

```
static int backtrack_GQuad_IntLoop_comparative(int c, int i, int j, unsigned int *type, short *S_cons,
                                             short **S5, short **S3, unsigned int **a2s, int
                                             *ggg, int *index, int *p, int *q, int n_seq,
                                             vrna_param_t *P)
```

```
#include <ViennaRNA/gquad.h>
```

```
static int backtrack_GQuad_IntLoop_L(int c, int i, int j, int type, short *S, int **ggg, int maxdist, int *p,
                                     int *q, vrna_param_t *P)
```

```
#include <ViennaRNA/gquad.h> backtrack an interior loop like enclosed g-quadruplex with closing pair (i,j) with underlying Lfold matrix
```

**Parameters**

- **c** – The total contribution the loop should resemble
- **i** – position i of enclosing pair
- **j** – position j of enclosing pair
- **type** – base pair type of enclosing pair (must be reverse type)
- **S** – integer encoded sequence
- **ggg** – triangular matrix containing g-quadruplex contributions
- **p** – here the 5' position of the gquad is stored
- **q** – here the 3' position of the gquad is stored
- **P** – the datastructure containing the precalculated contributions

**Returns**

1 on success, 0 if no gquad found

```
static int vrna_BT_gquad_int(vrna_fold_compound_t *fc, int i, int j, int en, vrna_bp_stack_t *bp_stack,
                             int *stack_count)
```

```
#include <ViennaRNA/gquad.h>
```

```
static int vrna_BT_gquad_mfe(vrna_fold_compound_t *fc, int i, int j, vrna_bp_stack_t *bp_stack, int
                             *stack_count)
```

```
#include <ViennaRNA/gquad.h>
```

```

static int backtrack_GQuad_IntLoop_L_comparative(int c, int i, int j, unsigned int *type, short
                                                *S_cons, short **S5, short **S3, unsigned int
                                                **a2s, int **ggg, int *p, int *q, int n_seq,
                                                vrna_param_t *P)
    #include <ViennaRNA/gquad.h>

static int E_GQuad_IntLoop(int i, int j, int type, short *S, int *ggg, int *index, vrna_param_t *P)
    #include <ViennaRNA/gquad.h>

static int E_GQuad_IntLoop_comparative(int i, int j, unsigned int *tt, short *S_cons, short **S5, short
                                        **S3, unsigned int **a2s, int *ggg, int *index, int n_seq,
                                        vrna_param_t *P)
    #include <ViennaRNA/gquad.h>

static int E_GQuad_IntLoop_L_comparative(int i, int j, unsigned int *tt, short *S_cons, short **S5,
                                        short **S3, unsigned int **a2s, int **ggg, int n_seq,
                                        vrna_param_t *P)
    #include <ViennaRNA/gquad.h>

static int *E_GQuad_IntLoop_exhaustive(int i, int j, int **p_p, int **q_p, int type, short *S, int *ggg,
                                        int threshold, int *index, vrna_param_t *P)
    #include <ViennaRNA/gquad.h>

static int E_GQuad_IntLoop_L(int i, int j, int type, short *S, int **ggg, int maxdist, vrna_param_t *P)
    #include <ViennaRNA/gquad.h>

static FLT_OR_DBL exp_E_GQuad_IntLoop(int i, int j, int type, short *S, FLT_OR_DBL *G,
                                        FLT_OR_DBL *scale, int *index, vrna_exp_param_t *pf)
    #include <ViennaRNA/gquad.h>

static FLT_OR_DBL exp_E_GQuad_IntLoop_comparative(int i, int j, unsigned int *tt, short *S_cons,
                                                short **S5, short **S3, unsigned int **a2s,
                                                FLT_OR_DBL *G, FLT_OR_DBL *scale,
                                                int *index, int n_seq, vrna_exp_param_t
                                                *pf)
    #include <ViennaRNA/gquad.h>

```

## 7.13 Post-transcriptional Base Modifications

Energy parameter corrections for modified bases.

Many RNAs are known to be (heavily) modified post-transcriptionally. The best known examples are tRNAs and rRNAs. To-date, more than 150 different modifications are listed in the MODOMICS database (<http://genesilico.pl/modomics/>) [Boccaletto *et al.*, 2022].

Many of the modified bases change the pairing behavior compared to their unmodified version, affecting not only the pairing partner preference, but also the resulting stability of the loops the base pairs may form.

Here, we provide a simple soft constraints callback implementation to correct for some well known modified bases where energy parameters are available for. This mechanism also supports arbitrary new modified base energy parameters supplied in JSON format (see *Modified Bases* for details).

Support of modified bases in secondary structure prediction.

## Defines

### VRNA\_SC\_MOD\_CHECK\_FALLBACK

*#include* <ViennaRNA/constraints/soft\_special.h> Check for sequence positions whether they resemble the fallback base.

This flag can be used to enable a sanity check within the `vrna_sc_mod*()` functions to see whether a supposedly modified position actually resembles the fallback base as specified in the modification parameters

#### See also:

`vrna_sc_mod_json()`, `vrna_sc_mod_jsonfile()`, `vrna_sc_mod()`, `vrna_sc_mod_m6A()`,  
`vrna_sc_mod_pseudouridine()`, `vrna_sc_mod_inosine()`, `vrna_sc_mod_7DA()`,  
`vrna_sc_mod_purine()`, `vrna_sc_mod_dihydrouridine()`, `VRNA_SC_MOD_CHECK_UNMOD`,  
`VRNA_SC_MOD_DEFAULT`

### VRNA\_SC\_MOD\_CHECK\_UNMOD

*#include* <ViennaRNA/constraints/soft\_special.h> Check for sequence positions whether they resemble the unmodified base.

This flag can be used to enable a sanity check within the `vrna_sc_mod*()` functions to see whether a supposedly modified position actually resembles the unmodified base as specified in the modification parameters

#### See also:

`vrna_sc_mod_json()`, `vrna_sc_mod_jsonfile()`, `vrna_sc_mod()`, `vrna_sc_mod_m6A()`,  
`vrna_sc_mod_pseudouridine()`, `vrna_sc_mod_inosine()`, `vrna_sc_mod_7DA()`,  
`vrna_sc_mod_purine()`, `vrna_sc_mod_dihydrouridine()`, `VRNA_SC_MOD_CHECK_FALLBACK`,  
`VRNA_SC_MOD_DEFAULT`

### VRNA\_SC\_MOD\_SILENT

*#include* <ViennaRNA/constraints/soft\_special.h> Do not produce any warnings within the `vrna_sc_mod*()` functions.

#### See also:

`vrna_sc_mod_json()`, `vrna_sc_mod_jsonfile()`, `vrna_sc_mod()`, `vrna_sc_mod_m6A()`,  
`vrna_sc_mod_pseudouridine()`, `vrna_sc_mod_inosine()`, `vrna_sc_mod_7DA()`,  
`vrna_sc_mod_purine()`, `vrna_sc_mod_dihydrouridine()`

### VRNA\_SC\_MOD\_DEFAULT

*#include* <ViennaRNA/constraints/soft\_special.h> Default settings for the `vrna_sc_mod*()` functions.

#### See also:

`vrna_sc_mod_json()`, `vrna_sc_mod_jsonfile()`, `vrna_sc_mod()`, `vrna_sc_mod_m6A()`,  
`vrna_sc_mod_pseudouridine()`, `vrna_sc_mod_inosine()`, `vrna_sc_mod_7DA()`,  
`vrna_sc_mod_purine()`, `vrna_sc_mod_dihydrouridine()`, `VRNA_SC_MOD_CHECK_FALLBACK`,  
`VRNA_SC_MOD_CHECK_UNMOD`, `VRNA_SC_MOD_SILENT`

## Typedefs

typedef struct vrna\_sc\_mod\_param\_s \***vrna\_sc\_mod\_param\_t**  
*#include* <ViennaRNA/constraints/soft\_special.h> Modified base parameter data structure.

### See also:

*vrna\_sc\_mod\_read\_from\_jsonfile()*, *vrna\_sc\_mod\_read\_from\_json()*, *vrna\_sc\_mod()*

## Functions

*vrna\_sc\_mod\_param\_t* **vrna\_sc\_mod\_read\_from\_jsonfile**(const char \*filename, *vrna\_md\_t* \*md)  
*#include* <ViennaRNA/constraints/soft\_special.h> Parse and extract energy parameters for a modified base from a JSON file.

### SWIG Wrapper Notes:

This function is available as an overloaded function `sc_mod_read_from_jsonfile()` where the `md` parameter may be omitted and defaults to `NULL`. See, e.g. `RNA.sc_mod_read_from_jsonfile()` in the *Python API*.

### See also:

*vrna\_sc\_mod\_read\_from\_json()*, *vrna\_sc\_mod\_parameters\_free()*, *vrna\_sc\_mod()*, modified-bases-params

### Parameters

- **filename** – The JSON file containing the specifications of the modified base
- **md** – A model-details data structure (for look-up of canonical base pairs)

### Returns

Parameters of the modified base

*vrna\_sc\_mod\_param\_t* **vrna\_sc\_mod\_read\_from\_json**(const char \*json, *vrna\_md\_t* \*md)  
*#include* <ViennaRNA/constraints/soft\_special.h> Parse and extract energy parameters for a modified base from a JSON string.

### SWIG Wrapper Notes:

This function is available as an overloaded function `sc_mod_read_from_json()` where the `md` parameter may be omitted and defaults to `NULL`. See, e.g. `RNA.sc_mod_read_from_json()` in the *Python API*.

### See also:

*vrna\_sc\_mod\_read\_from\_jsonfile()*, *vrna\_sc\_mod\_parameters\_free()*, *vrna\_sc\_mod()*, modified-bases-params

### Parameters

- **filename** – The JSON file containing the specifications of the modified base
- **md** – A model-details data structure (for look-up of canonical base pairs)

### Returns

Parameters of the modified base

void **vrna\_sc\_mod\_parameters\_free**(*vrna\_sc\_mod\_param\_t* params)

*#include <ViennaRNA/constraints/soft\_special.h>* Release memory occupied by a modified base parameter data structure.

Properly free a *vrna\_sc\_mod\_param\_t* data structure

#### Parameters

- **params** – The data structure to free

int **vrna\_sc\_mod\_json**(*vrna\_fold\_compound\_t* \*fc, const char \*json, const unsigned int \*modification\_sites, unsigned int options)

*#include <ViennaRNA/constraints/soft\_special.h>* Prepare soft constraint callbacks for modified base as specified in JSON string.

This function prepares all requirements to acknowledge modified bases as specified in the provided *json* string. All subsequent predictions will treat each modification site special and adjust energy contributions if necessary.

#### SWIG Wrapper Notes:

This function is attached as overloaded method `sc_mod_json()` to objects of type `fold_compound` with default `options = VRNA_SC_MOD_DEFAULT`. See, e.g. `RNA.fold_compound.sc_mod_json()` in the *Python API*.

#### See also:

*vrna\_sc\_mod\_jsonfile()*, *vrna\_sc\_mod()*, *vrna\_sc\_mod\_m6A()*, *vrna\_sc\_mod\_pseudouridine()*,  
*vrna\_sc\_mod\_inosine()*, *vrna\_sc\_mod\_7DA()*, *vrna\_sc\_mod\_purine()*,  
*vrna\_sc\_mod\_dihydrouridine()*, *VRNA\_SC\_MOD\_CHECK\_FALLBACK*,  
*VRNA\_SC\_MOD\_CHECK\_UNMOD*, *VRNA\_SC\_MOD\_SILENT*, *VRNA\_SC\_MOD\_DEFAULT*,  
 modified-bases-params

#### Parameters

- **fc** – The `fold_compound` the corrections should be bound to
- **json** – The JSON formatted string with the modified base parameters
- **modification\_sites** – A list of modification site, i.e. positions that contain the modified base (1-based, last element in the list indicated by 0)
- **options** – A bitvector of options how to handle the input, e.g. *VRNA\_SC\_MOD\_DEFAULT*

#### Returns

Number of sequence positions modified base parameters will be used for

int **vrna\_sc\_mod\_jsonfile**(*vrna\_fold\_compound\_t* \*fc, const char \*json\_file, const unsigned int \*modification\_sites, unsigned int options)

*#include <ViennaRNA/constraints/soft\_special.h>* Prepare soft constraint callbacks for modified base as specified in JSON string.

Similar to *vrna\_sc\_mod\_json()*, this function prepares all requirements to acknowledge modified bases as specified in the provided *json file*. All subsequent predictions will treat each modification site special and adjust energy contributions if necessary.

#### SWIG Wrapper Notes:

This function is attached as overloaded method `sc_mod_jsonfile()` to objects of type `fold_compound` with default `options = VRNA_SC_MOD_DEFAULT`. See, e.g. `RNA.fold_compound.sc_mod_jsonfile()` in the *Python API*.

**See also:**

`vrna_sc_mod_json()`, `vrna_sc_mod()`, `vrna_sc_mod_m6A()`, `vrna_sc_mod_pseudouridine()`,  
`vrna_sc_mod_inosine()`, `vrna_sc_mod_7DA()`, `vrna_sc_mod_purine()`,  
`vrna_sc_mod_dihydrouridine()`, `VRNA_SC_MOD_CHECK_FALLBACK`,  
`VRNA_SC_MOD_CHECK_UNMOD`, `VRNA_SC_MOD_SILENT`, `VRNA_SC_MOD_DEFAULT`,  
 modified-bases-params

**Parameters**

- **fc** – The `fold_compound` the corrections should be bound to
- **json** – The JSON formatted string with the modified base parameters
- **modification\_sites** – A list of modification site, i.e. positions that contain the modified base (1-based, last element in the list indicated by 0)

**Returns**

Number of sequence positions modified base parameters will be used for

```
int vrna_sc_mod(vrna_fold_compound_t *fc, const vrna_sc_mod_param_t params, const unsigned int
               *modification_sites, unsigned int options)
```

`#include <ViennaRNA/constraints/soft_special.h>` Prepare soft constraint callbacks for modified base as specified in JSON string.

This function takes a `vrna_sc_mod_param_t` data structure as obtained from `vrna_sc_mod_read_from_json()` or `vrna_sc_mod_read_from_jsonfile()` and prepares all requirements to acknowledge modified bases as specified in the provided `params` data structure. All subsequent predictions will treat each modification site special and adjust energy contributions if necessary.

*SWIG Wrapper Notes:*

This function is attached as overloaded method `sc_mod()` to objects of type `fold_compound` with default `options = VRNA_SC_MOD_DEFAULT`. See, e.g. `RNA.fold_compound.sc_mod()` in the *Python API*.

**See also:**

`vrna_sc_mod_read_from_json()`, `vrna_sc_mod_read_from_jsonfile()`, `vrna_sc_mod_json()`,  
`vrna_sc_mod_jsonfile()`, `vrna_sc_mod_m6A()`, `vrna_sc_mod_pseudouridine()`,  
`vrna_sc_mod_inosine()`, `vrna_sc_mod_7DA()`, `vrna_sc_mod_purine()`,  
`vrna_sc_mod_dihydrouridine()` `VRNA_SC_MOD_CHECK_FALLBACK`,  
`VRNA_SC_MOD_CHECK_UNMOD`, `VRNA_SC_MOD_SILENT`, `VRNA_SC_MOD_DEFAULT`

**Parameters**

- **fc** – The `fold_compound` the corrections should be bound to
- **json** – The JSON formatted string with the modified base parameters
- **modification\_sites** – A list of modification site, i.e. positions that contain the modified base (1-based, last element in the list indicated by 0)
- **options** – A bitvector of options how to handle the input, e.g. `VRNA_SC_MOD_DEFAULT`

**Returns**

Number of sequence positions modified base parameters will be used for

```
int vrna_sc_mod_m6A(vrna_fold_compound_t *fc, const unsigned int *modification_sites, unsigned int
                   options)
```

`#include <ViennaRNA/constraints/soft_special.h>` Add soft constraint callbacks for N6-methyladenosine (m6A)

This is a convenience wrapper to add support for m6A using the soft constraint callback mechanism. Modification sites are provided as a list of sequence positions (1-based). Energy parameter corrections are derived from Kierzek *et al.* [2022].

*SWIG Wrapper Notes:*

This function is attached as overloaded method `sc_mod_m6A()` to objects of type `fold_compound` with default `options = VRNA_SC_MOD_DEFAULT`. See, e.g. `RNA.fold_compound.sc_mod_m6A()` in the *Python API*.

**See also:**

`VRNA_SC_MOD_CHECK_FALLBACK`, `VRNA_SC_MOD_CHECK_UNMOD`,  
`VRNA_SC_MOD_SILENT`, `VRNA_SC_MOD_DEFAULT`

**Parameters**

- **fc** – The `fold_compound` the corrections should be bound to
- **modification\_sites** – A list of modification site, i.e. positions that contain the modified base (1-based, last element in the list indicated by 0)
- **options** – A bitvector of options how to handle the input, e.g. `VRNA_SC_MOD_DEFAULT`

**Returns**

Number of sequence positions modified base parameters will be used for

int `vrna_sc_mod_pseudouridine(vrna_fold_compound_t *fc, const unsigned int *modification_sites, unsigned int options)`

`#include <ViennaRNA/constraints/soft_special.h>` Add soft constraint callbacks for Pseudouridine.

This is a convenience wrapper to add support for pseudouridine using the soft constraint callback mechanism. Modification sites are provided as a list of sequence positions (1-based). Energy parameter corrections are derived from Hudson *et al.* [2013].

*SWIG Wrapper Notes:*

This function is attached as overloaded method `sc_mod_pseudouridine()` to objects of type `fold_compound` with default `options = VRNA_SC_MOD_DEFAULT`. See, e.g. `RNA.fold_compound.sc_mod_pseudouridine()` in the *Python API*.

**See also:**

`VRNA_SC_MOD_CHECK_FALLBACK`, `VRNA_SC_MOD_CHECK_UNMOD`,  
`VRNA_SC_MOD_SILENT`, `VRNA_SC_MOD_DEFAULT`

**Parameters**

- **fc** – The `fold_compound` the corrections should be bound to
- **modification\_sites** – A list of modification site, i.e. positions that contain the modified base (1-based, last element in the list indicated by 0)
- **options** – A bitvector of options how to handle the input, e.g. `VRNA_SC_MOD_DEFAULT`

**Returns**

Number of sequence positions modified base parameters will be used for



int **vrna\_sc\_mod\_inosine**(*vrna\_fold\_compound\_t* \*fc, const unsigned int \*modification\_sites, unsigned int options)

*#include <ViennaRNA/constraints/soft\_special.h>* Add soft constraint callbacks for Inosine.

This is a convenience wrapper to add support for inosine using the soft constraint callback mechanism. Modification sites are provided as a list of sequence positions (1-based). Energy parameter corrections are derived from Wright *et al.* [2007] and Wright *et al.* [2018] .

*SWIG Wrapper Notes:*

This function is attached as overloaded method `sc_mod_inosine()` to objects of type `fold_compound` with default `options = VRNA_SC_MOD_DEFAULT`. See, e.g. `RNA.fold_compound.sc_mod_inosine()` in the *Python API* .

**See also:**

`VRNA_SC_MOD_CHECK_FALLBACK`, `VRNA_SC_MOD_CHECK_UNMOD`,  
`VRNA_SC_MOD_SILENT`, `VRNA_SC_MOD_DEFAULT`

#### Parameters

- **fc** – The `fold_compound` the corrections should be bound to
- **modification\_sites** – A list of modification site, i.e. positions that contain the modified base (1-based, last element in the list indicated by 0)
- **options** – A bitvector of options how to handle the input, e.g. `VRNA_SC_MOD_DEFAULT`

#### Returns

Number of sequence positions modified base parameters will be used for

int **vrna\_sc\_mod\_7DA**(*vrna\_fold\_compound\_t* \*fc, const unsigned int \*modification\_sites, unsigned int options)

*#include <ViennaRNA/constraints/soft\_special.h>* Add soft constraint callbacks for 7-deaza-adenosine (7DA)

This is a convenience wrapper to add support for 7-deaza-adenosine using the soft constraint callback mechanism. Modification sites are provided as a list of sequence positions (1-based). Energy parameter corrections are derived from Richardson and Znosko [2016] .

*SWIG Wrapper Notes:*

This function is attached as overloaded method `sc_mod_7DA()` to objects of type `fold_compound` with default `options = VRNA_SC_MOD_DEFAULT`. See, e.g. `RNA.fold_compound.sc_mod_7DA()` in the *Python API* .

**See also:**

`VRNA_SC_MOD_CHECK_FALLBACK`, `VRNA_SC_MOD_CHECK_UNMOD`,  
`VRNA_SC_MOD_SILENT`, `VRNA_SC_MOD_DEFAULT`

#### Parameters

- **fc** – The `fold_compound` the corrections should be bound to
- **modification\_sites** – A list of modification site, i.e. positions that contain the modified base (1-based, last element in the list indicated by 0)
- **options** – A bitvector of options how to handle the input, e.g. `VRNA_SC_MOD_DEFAULT`

#### Returns

Number of sequence positions modified base parameters will be used for

```
int vrna_sc_mod_purine(vrna_fold_compound_t *fc, const unsigned int *modification_sites, unsigned
int options)
```

*#include <ViennaRNA/constraints/soft\_special.h>* Add soft constraint callbacks for Purine (a.k.a. nebularine)

This is a convenience wrapper to add support for Purine using the soft constraint callback mechanism. Modification sites are provided as a list of sequence positions (1-based). Energy parameter corrections are derived from Jolley and Znosko [2017].

*SWIG Wrapper Notes:*

This function is attached as overloaded method `sc_mod_purine()` to objects of type `fold_compound` with default `options = VRNA_SC_MOD_DEFAULT`. See, e.g. `RNA.fold_compound.sc_mod_purine()` in the *Python API*.

**See also:**

`VRNA_SC_MOD_CHECK_FALLBACK`, `VRNA_SC_MOD_CHECK_UNMOD`,  
`VRNA_SC_MOD_SILENT`, `VRNA_SC_MOD_DEFAULT`

**Parameters**

- **fc** – The `fold_compound` the corrections should be bound to
- **modification\_sites** – A list of modification site, i.e. positions that contain the modified base (1-based, last element in the list indicated by 0)
- **options** – A bitvector of options how to handle the input, e.g. `VRNA_SC_MOD_DEFAULT`

**Returns**

Number of sequence positions modified base parameters will be used for

```
int vrna_sc_mod_dihydrouridine(vrna_fold_compound_t *fc, const unsigned int *modification_sites,
unsigned int options)
```

*#include <ViennaRNA/constraints/soft\_special.h>* Add soft constraint callbacks for dihydrouridine.

This is a convenience wrapper to add support for dihydrouridine using the soft constraint callback mechanism. Modification sites are provided as a list of sequence positions (1-based). Energy parameter corrections are derived from Rosetta/RECESS predictions.

*SWIG Wrapper Notes:*

This function is attached as overloaded method `sc_mod_dihydrouridine()` to objects of type `fold_compound` with default `options = VRNA_SC_MOD_DEFAULT`. See, e.g. `RNA.fold_compound.sc_mod_dihydrouridine()` in the *Python API*.

**See also:**

`VRNA_SC_MOD_CHECK_FALLBACK`, `VRNA_SC_MOD_CHECK_UNMOD`,  
`VRNA_SC_MOD_SILENT`, `VRNA_SC_MOD_DEFAULT`

**Parameters**

- **fc** – The `fold_compound` the corrections should be bound to
- **modification\_sites** – A list of modification site, i.e. positions that contain the modified base (1-based, last element in the list indicated by 0)
- **options** – A bitvector of options how to handle the input, e.g. `VRNA_SC_MOD_DEFAULT`

**Returns**

Number of sequence positions modified base parameters will be used for

## 7.14 Utilities

### 7.14.1 Utilities to deal with Nucleotide Alphabets

Functions to cope with various aspects related to the nucleotide sequence alphabet.

#### Defines

**VRNA\_SEQUENCE\_RNA**

*#include* <ViennaRNA/sequence.h>

**VRNA\_SEQUENCE\_DNA**

*#include* <ViennaRNA/sequence.h>

#### Typedefs

typedef struct *vrna\_sequence\_s* **vrna\_seq\_t**

*#include* <ViennaRNA/sequence.h> Typename for nucleotide sequence representation data structure *vrna\_sequence\_s*.

typedef struct *vrna\_alignment\_s* **vrna\_msa\_t**

*#include* <ViennaRNA/sequence.h>

#### Enums

enum **vrna\_seq\_type\_e**

A enumerator used in *vrna\_sequence\_s* to distinguish different nucleotide sequences.

*Values:*

enumerator **VRNA\_SEQ\_UNKNOWN**

Nucleotide sequence represents an Unknown type.

enumerator **VRNA\_SEQ\_RNA**

Nucleotide sequence represents an RNA type.

enumerator **VRNA\_SEQ\_DNA**

Nucleotide sequence represents a DNA type.

## Functions

unsigned int **vrna\_sequence\_length\_max**(unsigned int options)

*#include <ViennaRNA/alphabet.h>*

int **vrna\_nucleotide\_IUPAC\_identity**(char a, char b)

*#include <ViennaRNA/alphabet.h>*

void **vrna\_ptypes\_prepare**(*vrna\_fold\_compound\_t* \*fc, unsigned int options)

*#include <ViennaRNA/alphabet.h>*

char \***vrna\_ptypes**(const short \*S, *vrna\_md\_t* \*md)

*#include <ViennaRNA/alphabet.h>* Get an array of the numerical encoding for each possible base pair (i,j)

### See also:

*vrna\_idx\_col\_wise()*, *vrna\_fold\_compound\_t*

---

**Note:** This array is always indexed in column-wise order, in contrast to previously different indexing between mfe and pf variants!

---

short \***vrna\_seq\_encode**(const char \*sequence, *vrna\_md\_t* \*md)

*#include <ViennaRNA/alphabet.h>* Get a numerical representation of the nucleotide sequence.

### SWIG Wrapper Notes:

In the target scripting language, this function is wrapped as overloaded function `seq_encode()` where the last parameter, the `model_details` data structure, is optional. If it is omitted, default model settings are applied, i.e. default nucleotide letter conversion. The wrapped function returns a list/tuple of integer representations of the input sequence. See, e.g. [RNA.seq\\_encode\(\)](#) in the *Python API*.

### Parameters

- **sequence** – The input sequence in upper-case letters
- **md** – A pointer to a *vrna\_md\_t* data structure that specifies the conversion type

### Returns

A list of integer encodings for each sequence letter (1-based). Position 0 denotes the length of the list

short \***vrna\_seq\_encode\_simple**(const char \*sequence, *vrna\_md\_t* \*md)

*#include <ViennaRNA/alphabet.h>* Get a numerical representation of the nucleotide sequence (simple version)

int **vrna\_nucleotide\_encode**(char c, *vrna\_md\_t* \*md)

*#include <ViennaRNA/alphabet.h>* Encode a nucleotide character to numerical value.

This function encodes a nucleotide character to its numerical representation as required by many functions in RNAlib.

### See also:

*vrna\_nucleotide\_decode()*, *vrna\_seq\_encode()*

### Parameters

- **c** – The nucleotide character to encode
- **md** – The model details that determine the kind of encoding

**Returns**

The encoded nucleotide

char **vrna\_nucleotide\_decode**(int enc, *vrna\_md\_t* \*md)

*#include <ViennaRNA/alphabet.h>* Decode a numerical representation of a nucleotide back into nucleotide alphabet.

This function decodes a numerical representation of a nucleotide character back into nucleotide alphabet

**See also:**

*vrna\_nucleotide\_encode()*, *vrna\_seq\_encode()*

**Parameters**

- **enc** – The encoded nucleotide
- **md** – The model details that determine the kind of decoding

**Returns**

The decoded nucleotide character

void **vrna\_aln\_encode**(const char \*sequence, short \*\*S\_p, short \*\*s5\_p, short \*\*s3\_p, char \*\*ss\_p, unsigned int \*\*as\_p, *vrna\_md\_t* \*md)

*#include <ViennaRNA/alphabet.h>*

unsigned int **vrna\_get\_ptype\_md**(int i, int j, *vrna\_md\_t* \*md)

*#include <ViennaRNA/alphabet.h>*

unsigned int **vrna\_get\_ptype**(int ij, char \*ptype)

*#include <ViennaRNA/alphabet.h>*

unsigned int **vrna\_get\_ptype\_window**(int i, int j, char \*\*ptype)

*#include <ViennaRNA/alphabet.h>*

*vrna\_seq\_t* \***vrna\_sequence**(const char \*string, unsigned int options)

*#include <ViennaRNA/sequence.h>*

int **vrna\_sequence\_add**(*vrna\_fold\_compound\_t* \*fc, const char \*string, unsigned int options)

*#include <ViennaRNA/sequence.h>*

int **vrna\_sequence\_remove**(*vrna\_fold\_compound\_t* \*fc, unsigned int i)

*#include <ViennaRNA/sequence.h>*

void **vrna\_sequence\_remove\_all**(*vrna\_fold\_compound\_t* \*fc)

*#include <ViennaRNA/sequence.h>*

void **vrna\_sequence\_prepare**(*vrna\_fold\_compound\_t* \*fc)

*#include <ViennaRNA/sequence.h>*

int **vrna\_sequence\_order\_update**(*vrna\_fold\_compound\_t* \*fc, const unsigned int \*order)

*#include <ViennaRNA/sequence.h>*

int **vrna\_msa\_add**(*vrna\_fold\_compound\_t* \*fc, const char \*\*alignment, const char \*\*names, const unsigned char \*orientation, const unsigned long long \*start, const unsigned long long \*genome\_size, unsigned int options)

*#include <ViennaRNA/sequence.h>*

struct **vrna\_sequence\_s**

*#include <ViennaRNA/sequence.h>* Data structure representing a nucleotide sequence.

### Public Members

*vrna\_seq\_type\_e* **type**

The type of sequence.

char **\*name**

char **\*string**

The string representation of the sequence.

short **\*encoding**

The integer representation of the sequence.

short **\*encoding5**

short **\*encoding3**

unsigned int **length**

The length of the sequence.

struct **vrna\_alignment\_s**

### Public Members

unsigned int **n\_seq**

*vrna\_seq\_t* **\*sequences**

char **\*\*gapfree\_seq**

unsigned int **\*gapfree\_size**

unsigned long long **\*genome\_size**

unsigned long long **\*start**

unsigned char **\*orientation**

unsigned int **\*\*a2s**

## 7.14.2 (Nucleic Acid Sequence) String Utilities

Functions to parse, convert, manipulate, create, and compare (nucleic acid sequence) strings.

### Defines

#### XSTR(s)

*#include <ViennaRNA/utls/strings.h>* Stringify a macro after expansion.

#### STR(s)

*#include <ViennaRNA/utls/strings.h>* Stringify a macro argument.

#### FILENAME\_MAX\_LENGTH

*#include <ViennaRNA/utls/strings.h>* Maximum length of filenames that are generated by our programs.

This definition should be used throughout the complete ViennaRNA package wherever a static array holding filenames of output files is declared.

#### FILENAME\_ID\_LENGTH

*#include <ViennaRNA/utls/strings.h>* Maximum length of id taken from fasta header for filename generation.

this has to be smaller than FILENAME\_MAX\_LENGTH since in most cases, some suffix will be appended to the ID

#### VRNA\_TRIM\_LEADING

*#include <ViennaRNA/utls/strings.h>* Trim only characters leading the string.

#### See also:

*vrna\_strtrim()*

#### VRNA\_TRIM\_TRAILING

*#include <ViennaRNA/utls/strings.h>* Trim only characters trailing the string.

#### See also:

*vrna\_strtrim()*

#### VRNA\_TRIM\_IN\_BETWEEN

*#include <ViennaRNA/utls/strings.h>* Trim only characters within the string.

#### See also:

*vrna\_strtrim()*

#### VRNA\_TRIM\_SUBST\_BY\_FIRST

*#include <ViennaRNA/utls/strings.h>* Replace remaining characters after trimming with the first delimiter in list.

**See also:***vrna\_strtrim()***VRNA\_TRIM\_DEFAULT***#include <ViennaRNA/utls/strings.h>* Default settings for trimming, i.e. trim leading and trailing.**See also:***vrna\_strtrim()***VRNA\_TRIM\_ALL***#include <ViennaRNA/utls/strings.h>* Trim characters anywhere in the string.**See also:***vrna\_strtrim()***Functions**char **\*vrna\_strdup\_printf**(const char \*format, ...)*#include <ViennaRNA/utls/strings.h>* Safely create a formatted string.

This function is a safe implementation for creating a formatted character array, similar to *sprintf*. Internally, it uses the *asprintf* function if available to dynamically allocate a large enough character array to store the supplied content. If *asprintf* is not available, mimic its behavior using *vsprintf*.

**See also:***vrna\_strdup\_vprintf(), vrna\_strcat\_printf()*

---

**Note:** The returned pointer of this function should always be passed to *free()* to release the allocated memory

---

**Parameters**

- **format** – The format string (See also *asprintf*)
- **...** – The list of variables used to fill the format string

**Returns**

The formatted, null-terminated string, or NULL if something has gone wrong

char **\*vrna\_strdup\_vprintf**(const char \*format, va\_list argp)*#include <ViennaRNA/utls/strings.h>* Safely create a formatted string.This function is the *va\_list* version of *vrna\_strdup\_printf()***See also:***vrna\_strdup\_printf(), vrna\_strcat\_printf(), vrna\_strcat\_vprintf()*

---

**Note:** The returned pointer of this function should always be passed to *free()* to release the allocated memory

---



**Parameters**

- **format** – The format string (See also `asprintf`)
- **argp** – The list of arguments to fill the format string

**Returns**

The formatted, null-terminated string, or NULL if something has gone wrong

int **vrna\_strcat\_printf**(char \*\*dest, const char \*format, ...)

*#include <ViennaRNA/utls/strings.h>* Safely append a formatted string to another string.

This function is a safe implementation for appending a formatted character array, similar to a combination of *strcat* and *sprintf*. The function automatically allocates enough memory to store both, the previous content stored at *dest* and the appended format string. If the *dest* pointer is NULL, the function allocate memory only for the format string. The function returns the number of characters in the resulting string or -1 in case of an error.

**See also:**

*vrna\_strcat\_vprintf()*, *vrna\_strdup\_printf()*, *vrna\_strdup\_vprintf()*

**Parameters**

- **dest** – The address of a char \*pointer where the formatted string is to be appended
- **format** – The format string (See also `sprintf`)
- ... – The list of variables used to fill the format string

**Returns**

The number of characters in the final string, or -1 on error

int **vrna\_strcat\_vprintf**(char \*\*dest, const char \*format, va\_list args)

*#include <ViennaRNA/utls/strings.h>* Safely append a formatted string to another string.

This function is the *va\_list* version of *vrna\_strcat\_printf()*

**See also:**

*vrna\_strcat\_printf()*, *vrna\_strdup\_printf()*, *vrna\_strdup\_vprintf()*

**Parameters**

- **dest** – The address of a char \*pointer where the formatted string is to be appended
- **format** – The format string (See also `sprintf`)
- **args** – The list of argument to fill the format string

**Returns**

The number of characters in the final string, or -1 on error

unsigned int **vrna\_strtrim**(char \*string, const char \*delimiters, unsigned int keep, unsigned int options)

*#include <ViennaRNA/utls/strings.h>* Trim a string by removing (multiple) occurrences of a particular character.

This function removes (multiple) consecutive occurrences of a set of characters (*delimiters*) within an input string. It may be used to remove leading and/or trailing whitespaces or to restrict the maximum number of consecutive occurrences of the delimiting characters *delimiters*. Setting *keep=0* removes all occurrences, while other values reduce multiple consecutive occurrences to at most *keep* delimiters. This might be useful if one would like to reduce multiple whitespaces to a single one, or to remove empty fields within a comma-separated value string.

The parameter `delimiters` may be a pointer to a 0-terminated char string containing a set of any ASCII character. If `NULL` is passed as delimiter set or an empty char string, all whitespace characters are trimmed. The `options` parameter is a bit vector that specifies which part of the string should undergo trimming. The implementation distinguishes the leading (`VRNA_TRIM_LEADING`), trailing (`VRNA_TRIM_TRAILING`), and in-between (`VRNA_TRIM_IN_BETWEEN`) part with respect to the delimiter set. Combinations of these parts can be specified by using logical-or operator.

The following example code removes all leading and trailing whitespace characters from the input string:

```
char    string[20] = " \t blablabla ";
unsigned int r    = vrna_strtrim(&(string[0]),
                               NULL,
                               0,
                               VRNA_TRIM_DEFAULT);
```

#### SWIG Wrapper Notes:

Since many scripting languages treat strings as immutable objects, this function does not modify the input string directly. Instead, it returns the modified string as second return value, together with the number of removed delimiters.

The scripting language interface provides an overloaded version of this function, with default parameters `delimiters=NULL`, `keep=0`, and `options=VRNA_TRIM_DEFAULT`. See, e.g. `RNA.strtrim()` in the *Python API*.

#### See also:

`VRNA_TRIM_LEADING`, `VRNA_TRIM_TRAILING`, `VRNA_TRIM_IN_BETWEEN`,  
`VRNA_TRIM_SUBST_BY_FIRST`, `VRNA_TRIM_DEFAULT`, `VRNA_TRIM_ALL`

---

**Note:** The delimiter always consists of a single character from the set of characters provided. In case of alternative delimiters and non-null `keep` parameter, the first `keep` delimiters are preserved within the string. Use `VRNA_TRIM_SUBST_BY_FIRST` to substitute all remaining delimiting characters with the first from the `delimiters` list.

---

#### Parameters

- **string** – The ‘\0’-terminated input string to trim
- **delimiters** – The delimiter characters as 0-terminated char array (or `NULL`)
- **keep** – The maximum number of consecutive occurrences of the delimiter in the output string
- **options** – The option bit vector specifying the mode of operation

#### Returns

The number of delimiters removed from the string

char \*\*`vrna_strsplit`(const char \*string, const char \*delimiter)

`#include <ViennaRNA/Utils/strings.h>` Split a string into tokens using a delimiting character.

This function splits a string into an array of strings using a single character that delimits the elements within the string. The default delimiter is the ampersand ‘&’ and will be used when `NULL` is passed as a second argument. The returned list is `NULL` terminated, i.e. the last element is `NULL`. If the delimiter is not found, the returned list contains exactly one element: the input string.

For instance, the following code:

```
char **tok = vrna_strsplit("GGGG&CCCC&AAAAA", NULL);

for (char **ptr = tok; *ptr; ptr++) {
    printf("%s\n", *ptr);
    free(*ptr);
}
free(tok);
```

produces this output:

```
* GGGG
* CCCC
* AAAAA
*
```

and properly free's the memory occupied by the returned element array.

#### See also:

[vrna\\_strtrim\(\)](#)

---

**Note:** This function internally uses *strtok\_r()* and is therefore considered to be thread-safe. Also note, that it is the users responsibility to free the memory of the array and that of the individual element strings!

In case the input string consists of consecutive delimiters, starts or ends with one or multiple delimiters, empty strings are produced in the output list, indicating the empty fields of data resulting from the split. Use *vrna\_strtrim()* prior to a call to this function to remove any leading, trailing, or in-between empty fields.

---

#### Parameters

- **string** – The input string that should be split into elements
- **delimiter** – The delimiting character. If NULL, the delimiter is "&"

#### Returns

A NULL terminated list of the elements in the string

char \***vrna\_strjoin**(const char \*\*strings, const char \*delimiter)

*#include <ViennaRNA/utls/strings.h>*

char \***vrna\_random\_string**(int l, const char symbols[])

*#include <ViennaRNA/utls/strings.h>* Create a random string using characters from a specified symbol set.

#### Parameters

- **l** – The length of the sequence
- **symbols** – The symbol set

#### Returns

A random string of length 'l' containing characters from the symbolset

int **vrna\_hamming\_distance**(const char \*s1, const char \*s2)

*#include <ViennaRNA/utls/strings.h>* Calculate hamming distance between two sequences.

#### Parameters

- **s1** – The first sequence
- **s2** – The second sequence

**Returns**

The hamming distance between s1 and s2

int **vrna\_hamming\_distance\_bound**(const char \*s1, const char \*s2, int n)

*#include <ViennaRNA/utills/strings.h>* Calculate hamming distance between two sequences up to a specified length.

This function is similar to *vrna\_hamming\_distance()* but instead of comparing both sequences up to their actual length only the first ‘n’ characters are taken into account

**Parameters**

- **s1** – The first sequence
- **s2** – The second sequence
- **n** – The length of the subsequences to consider (starting from the 5’ end)

**Returns**

The hamming distance between s1 and s2

void **vrna\_seq\_toRNA**(char \*sequence)

*#include <ViennaRNA/utills/strings.h>* Convert an input sequence (possibly containing DNA alphabet characters) to RNA alphabet.

This function substitutes *T* and *t* with *U* and *u*, respectively

**Parameters**

- **sequence** – The sequence to be converted

void **vrna\_seq\_toupper**(char \*sequence)

*#include <ViennaRNA/utills/strings.h>* Convert an input sequence to uppercase.

**Parameters**

- **sequence** – The sequence to be converted

void **vrna\_seq\_reverse**(char \*sequence)

*#include <ViennaRNA/utills/strings.h>* Reverse a string in-place.

This function reverses a character string in the form of an array of characters in-place, i.e. it changes the input parameter.

**See also:**

*vrna\_DNA\_complement()*

**Parameters**

- **sequence** – The string to reverse

**Post**

After execution, the input **sequence** consists of the reverse string prior to the execution.

char \***vrna\_DNA\_complement**(const char \*sequence)

*#include <ViennaRNA/utills/strings.h>* Retrieve a DNA sequence which resembles the complement of the input sequence.

This function returns a new DNA string which is the complement of the input, i.e. the nucleotide letters A,C,G, and T are substituted by their complements T,G,C, and A, respectively.

Any characters not belonging to the alphabet of the 4 canonical bases of DNA are not altered.

**See also:***vrna\_seq\_reverse()*


---

**Note:** This function also handles lower-case input sequences and treats U of the RNA alphabet equally to T

---

**Parameters**

- **sequence** – the input DNA sequence

**Returns**

The complement of the input DNA sequence

char **\*vrna\_seq\_ungapped**(const char \*sequence)

*#include <ViennaRNA/utls/strings.h>* Remove gap characters from a nucleotide sequence.

**Parameters**

- **sequence** – The original, null-terminated nucleotide sequence

**Returns**

A copy of the input sequence with all gap characters removed

char **\*vrna\_cut\_point\_insert**(const char \*string, int cp)

*#include <ViennaRNA/utls/strings.h>* Add a separating ‘&’ character into a string according to cut-point position.

If the cut-point position is less or equal to zero, this function just returns a copy of the provided string. Otherwise, the cut-point character is set at the corresponding position

**Parameters**

- **string** – The original string
- **cp** – The cut-point position

**Returns**

A copy of the provided string including the cut-point character

char **\*vrna\_cut\_point\_remove**(const char \*string, int \*cp)

*#include <ViennaRNA/utls/strings.h>* Remove a separating ‘&’ character from a string.

This function removes the cut-point indicating ‘&’ character from a string and memorizes its position in a provided integer variable. If not ‘&’ is found in the input, the integer variable is set to -1. The function returns a copy of the input string with the ‘&’ being sliced out.

**Parameters**

- **string** – The original string
- **cp** – The cut-point position

**Returns**

A copy of the input string with the ‘&’ being sliced out

size\_t **\*vrna\_strchr**(const char \*string, int c, size\_t n)

*#include <ViennaRNA/utls/strings.h>* Find (all) occurrences of a character within a string.

string The C string to be scanned

c The character to be searched for

n The maximum number of occurrences to search for (or 0 for all occurrences)

**Returns**

An 1-based array of positions(0-based) or **NULL** on error. Position 0 specifies the number of occurrences found.

### 7.14.3 Secondary Structure Utilities

Functions to create, parse, convert, manipulate, and compare secondary structure representations.

#### Dot-Bracket Notation of Secondary Structures

**Defines****VRNA\_BRACKETS\_ALPHA**

*#include* <ViennaRNA/utls/structures.h> Bitflag to indicate secondary structure notations using uppercase/lowercase letters from the latin alphabet.

**See also:**

*vrna\_ptable\_from\_string()*

**VRNA\_BRACKETS\_RND**

*#include* <ViennaRNA/utls/structures.h> Bitflag to indicate secondary structure notations using round brackets (parenthesis), ()

**See also:**

*vrna\_ptable\_from\_string(), vrna\_db\_flatten(), vrna\_db\_flatten\_to()*

**VRNA\_BRACKETS\_CLY**

*#include* <ViennaRNA/utls/structures.h> Bitflag to indicate secondary structure notations using curly brackets, {}

**See also:**

*vrna\_ptable\_from\_string(), vrna\_db\_flatten(), vrna\_db\_flatten\_to()*

**VRNA\_BRACKETS\_ANG**

*#include* <ViennaRNA/utls/structures.h> Bitflag to indicate secondary structure notations using angular brackets, <>

**See also:**

*vrna\_ptable\_from\_string(), vrna\_db\_flatten(), vrna\_db\_flatten\_to()*

**VRNA\_BRACKETS\_SQR**

*#include <ViennaRNA/utills/structures.h>* Bitflag to indicate secondary structure notations using square brackets, []

**See also:**

*vrna\_ptable\_from\_string(), vrna\_db\_flatten(), vrna\_db\_flatten\_to()*

**VRNA\_BRACKETS\_DEFAULT**

*#include <ViennaRNA/utills/structures.h>* Default bitmask to indicate secondary structure notation using any pair of brackets.

This set of matching brackets/parenthesis is always nested, i.e. pseudo-knot free, in WUSS format. However, in general different kinds of brackets are mostly used for annotating pseudo-knots. Thus special care has to be taken to remove pseudo-knots if this bitmask is used in functions that return secondary structures without pseudo-knots!

**See also:**

*vrna\_ptable\_from\_string(), vrna\_db\_flatten(), vrna\_db\_flatten\_to(), vrna\_db\_pk\_remove(), vrna\_pt\_pk\_remove()*

**VRNA\_BRACKETS\_ANY**

*#include <ViennaRNA/utills/structures.h>* Bitmask to indicate secondary structure notation using any pair of brackets or uppercase/lowercase alphabet letters.

**See also:**

*vrna\_ptable\_from\_string(), vrna\_db\_pk\_remove(), vrna\_db\_flatten(), vrna\_db\_flatten\_to()*

**Functions**

char \***vrna\_db\_pack**(const char \*struc)

*#include <ViennaRNA/utills/structures.h>* Pack secondary secondary structure, 5:1 compression using base 3 encoding.

Returns a binary string encoding of the secondary structure using a 5:1 compression scheme. The string is NULL terminated and can therefore be used with standard string functions such as strcmp(). Useful for programs that need to keep many structures in memory.

**See also:**

*vrna\_db\_unpack()*

**Parameters**

- **struc** – The secondary structure in dot-bracket notation

**Returns**

The binary encoded structure

char **\*vrna\_db\_unpack**(const char \*packed)

*#include <ViennaRNA/utils/structures.h>* Unpack secondary structure previously packed with *vrna\_db\_pack()*

Translate a compressed binary string produced by *vrna\_db\_pack()* back into the familiar dot-bracket notation.

**See also:**

*vrna\_db\_pack()*

#### Parameters

- **packed** – The binary encoded packed secondary structure

#### Returns

The unpacked secondary structure in dot-bracket notation

void **vrna\_db\_flatten**(char \*structure, unsigned int options)

*#include <ViennaRNA/utils/structures.h>* Substitute pairs of brackets in a string with parenthesis.

This function can be used to replace brackets of unusual types, such as angular brackets <> , to dot-bracket format. The `options` parameter is used to specify which types of brackets will be replaced by round parenthesis ( ).

*SWIG Wrapper Notes:*

This function flattens an input structure string in-place! The second parameter is optional and defaults to `VRNA_BRACKETS_DEFAULT`.

An overloaded version of this function exists, where an additional second parameter can be passed to specify the target brackets, i.e. the type of matching pair characters all brackets will be flattened to. Therefore, in the scripting language interface this function is a replacement for *vrna\_db\_flatten\_to()*. See, e.g. `RNA.db_flatten()` in the *Python API*.

**See also:**

*vrna\_db\_flatten\_to()*, `VRNA_BRACKETS_RND`, `VRNA_BRACKETS_ANG`, `VRNA_BRACKETS_CLY`, `VRNA_BRACKETS_SQR`, `VRNA_BRACKETS_DEFAULT`

#### Parameters

- **structure** – The structure string where brackets are flattened in-place
- **options** – A bitmask to specify which types of brackets should be flattened out

void **vrna\_db\_flatten\_to**(char \*string, const char target[3], unsigned int options)

*#include <ViennaRNA/utils/structures.h>* Substitute pairs of brackets in a string with another type of pair characters.

This function can be used to replace brackets in a structure annotation string, such as square brackets [ ] , to another type of pair characters, e.g. angular brackets <> .

The `target` array must contain a character for the ‘pair open’ annotation at position 0, and one for ‘pair close’ at position 1. `options` parameter is used to specify which types of brackets will be replaced by the new pairs.

*SWIG Wrapper Notes:*

This function is available as an overloaded version of *vrna\_db\_flatten()*. See, e.g. `RNA.db_flatten()` in the *Python API*.



**See also:**

*vrna\_db\_flatten()*, *VRNA\_BRACKETS\_RND*, *VRNA\_BRACKETS\_ANG*, *VRNA\_BRACKETS\_CLY*, *VRNA\_BRACKETS\_SQR*, *VRNA\_BRACKETS\_DEFAULT*

**Parameters**

- **string** – The structure string where brackets are flattened in-place
- **target** – The new pair characters the string will be flattened to
- **options** – A bitmask to specify which types of brackets should be flattened out

char **\*vrna\_db\_from\_ptable**(const short \*pt)

*#include* <ViennaRNA/utils/structures.h> Convert a pair table into dot-parenthesis notation.

This function also converts pair table formatted structures that contain pseudoknots. Non-nested base pairs result in additional pairs of parenthesis and brackets within the resulting dot-parenthesis string. The following pairs are available: (), [], {}. <>, as well as pairs of matching upper-/lower-case characters from the alphabet A-Z.

---

**Note:** In cases where the level of non-nested base pairs exceeds the maximum number of 30 different base pair indicators (4 parenthesis/brackets, 26 matching characters), a warning is printed and the remaining base pairs are left out from the conversion.

---

**Parameters**

- **pt** – The pair table to be copied

**Returns**

A char pointer to the dot-bracket string

char **\*vrna\_db\_from\_plist**(*vrna\_ep\_t* \*pairs, unsigned int n)

*#include* <ViennaRNA/utils/structures.h> Convert a list of base pairs into dot-bracket notation.

**See also:**

*vrna\_plist()*

**Parameters**

- **pairs** – A *vrna\_ep\_t* containing the pairs to be included in the dot-bracket string
- **n** – The length of the structure (number of nucleotides)

**Returns**

The dot-bracket string containing the provided base pairs

char **\*vrna\_db\_to\_element\_string**(const char \*structure)

*#include* <ViennaRNA/utils/structures.h> Convert a secondary structure in dot-bracket notation to a nucleotide annotation of loop contexts.

**Parameters**

- **structure** – The secondary structure in dot-bracket notation

**Returns**

A string annotating each nucleotide according to its structural context

char **\*vrna\_db\_pk\_remove**(const char \*structure, unsigned int options)

*#include* <ViennaRNA/utils/structures.h> Remove pseudo-knots from an input structure.

This function removes pseudo-knots from an input structure by determining the minimum number of base pairs that need to be removed to make the structure pseudo-knot free.

To accomplish that, we use a dynamic programming algorithm similar to the Nussinov maximum matching approach.

The input structure must be in a dot-bracket string like form where crossing base pairs are denoted by the use of additional types of matching brackets, e.g. <>, {}, [], {}. Furthermore, crossing pairs may be annotated by matching uppercase/lowercase letters from the alphabet A-Z. For the latter, the uppercase letter must be the 5' and the lowercase letter the 3' nucleotide of the base pair. The actual type of brackets to be recognized by this function must be specified through the `options` parameter.

#### *SWIG Wrapper Notes:*

This function is available as an overloaded function `db_pk_remove()` where the optional second parameter `options` defaults to `VRNA_BRACKETS_ANY`. See, e.g. `RNA.db_pk_remove()` in the *Python API*.

#### **See also:**

`vrna_pt_pk_remove()`, `vrna_db_flatten()`, `VRNA_BRACKETS_RND`, `VRNA_BRACKETS_ANG`,  
`VRNA_BRACKETS_CLY`, `VRNA_BRACKETS_SQR`, `VRNA_BRACKETS_ALPHA`,  
`VRNA_BRACKETS_DEFAULT`, `VRNA_BRACKETS_ANY`

---

**Note:** Brackets in the input structure string that are not covered by the `options` bitmask will be silently ignored!

---

#### **Parameters**

- **structure** – Input structure in dot-bracket format that may include pseudo-knots
- **options** – A bitmask to specify which types of brackets should be processed

#### **Returns**

The input structure devoid of pseudo-knots in dot-bracket notation

## Washington University Secondary Structure (WUSS) notation

### **Functions**

char **\*vrna\_db\_from\_WUSS**(const char \*wuss)

*#include* <ViennaRNA/utils/structures.h> Convert a WUSS annotation string to dot-bracket format.

---

**Note:** This function flattens all brackets, and treats pseudo-knots annotated by matching pairs of upper/lowercase letters as unpaired nucleotides

---

#### **Parameters**

- **wuss** – The input string in WUSS notation

#### **Returns**

A dot-bracket notation of the input secondary structure

## Pair Table Representation of Secondary Structures

### Functions

short **\*vrna\_ptable**(const char \*structure)

*#include <ViennaRNA/Utils/structures.h>* Create a pair table from a dot-bracket notation of a secondary structure.

Returns a newly allocated table, such that table[i]=j if (i,j) pair or 0 if i is unpaired, table[0] contains the length of the structure.

*SWIG Wrapper Notes:*

This function is wrapped as overloaded function `ptable()` that takes an optional argument `options` to specify which type of matching brackets should be considered during conversion. The default set is round brackets, i.e. `VRNA_BRACKETS_RND`. See, e.g. `RNA.ptable()` in the *Python API*.

**See also:**

`vrna_ptable_from_string()`, `vrna_db_from_ptable()`

#### Parameters

- **structure** – The secondary structure in dot-bracket notation

#### Returns

A pointer to the created pair\_table

short **\*vrna\_ptable\_from\_string**(const char \*structure, unsigned int options)

*#include <ViennaRNA/Utils/structures.h>* Create a pair table for a secondary structure string.

This function takes an input string of a secondary structure annotation in dot-bracket-notation or dot-bracket-ext-notation, and converts it into a pair table representation.

*SWIG Wrapper Notes:*

This function is wrapped as overloaded function `ptable()` that takes an optional argument `options` to specify which type of matching brackets should be considered during conversion. The default set is round brackets, i.e. `VRNA_BRACKETS_RND`. See, e.g. `RNA.ptable()` in the *Python API*.

**See also:**

`vrna_ptable()`, `vrna_db_from_ptable()`, `vrna_db_flatten_to()`, `vrna_pt_pk_remove()`  
`VRNA_BRACKETS_RND`, `VRNA_BRACKETS_ANG`, `VRNA_BRACKETS_CLY`,  
`VRNA_BRACKETS_SQR`, `VRNA_BRACKETS_ALPHA`, `VRNA_BRACKETS_DEFAULT`,  
`VRNA_BRACKETS_ANY`

---

**Note:** This function also extracts crossing base pairs, i.e. pseudo-knots if more than a single matching bracket type is allowed through the bitmask `options`.

---

#### Parameters

- **structure** – Secondary structure in dot-bracket-ext-notation

- **options** – A bitmask to specify which brackets are recognized during conversion to pair table

**Returns**

A pointer to a new pair table of the provided secondary structure

short **\*vrna\_pt\_pk\_get**(const char \*structure)

*#include <ViennaRNA/utills/structures.h>* Create a pair table of a secondary structure (pseudo-knot version)

Returns a newly allocated table, such that table[i]=j if (i,j) pair or 0 if i is unpaired, table[0] contains the length of the structure.

In contrast to *vrna\_ptable()* this function also recognizes the base pairs denoted by '[' and ']' brackets. Thus, this function behaves like

`vrna_ptable_from_string(structure, VRNA_BRACKETS_RND | VRNA_BRACKETS_SQR)`

**See also:**

*vrna\_ptable\_from\_string()*

**Parameters**

- **structure** – The secondary structure in (extended) dot-bracket notation

**Returns**

A pointer to the created pair\_table

short **\*vrna\_ptable\_copy**(const short \*pt)

*#include <ViennaRNA/utills/structures.h>* Get an exact copy of a pair table.

**Parameters**

- **pt** – The pair table to be copied

**Returns**

A pointer to the copy of 'pt'

short **\*vrna\_pt\_ali\_get**(const char \*structure)

*#include <ViennaRNA/utills/structures.h>* Create a pair table of a secondary structure (snoop align version)

short **\*vrna\_pt\_snoop\_get**(const char \*structure)

*#include <ViennaRNA/utills/structures.h>* Create a pair table of a secondary structure (snoop version)

returns a newly allocated table, such that: table[i]=j if (i,j) pair or 0 if i is unpaired, table[0] contains the length of the structure. The special pseudoknotted H/ACA-mRNA structure is taken into account.

short **\*vrna\_pt\_pk\_remove**(const short \*ptable, unsigned int options)

*#include <ViennaRNA/utills/structures.h>* Remove pseudo-knots from a pair table.

This function removes pseudo-knots from an input structure by determining the minimum number of base pairs that need to be removed to make the structure pseudo-knot free.

To accomplish that, we use a dynamic programming algorithm similar to the Nussinov maximum matching approach.

**See also:**

*vrna\_db\_pk\_remove()*

**Parameters**

- **ptable** – Input structure that may include pseudo-knots
- **options** –

#### Returns

The input structure devoid of pseudo-knots

## Pair List Representation of Secondary Structures

### Defines

#### VRNA\_PLIST\_TYPE\_BASEPAIR

*#include* <ViennaRNA/utills/structures.h> A Base Pair element.

#### VRNA\_PLIST\_TYPE\_GQUAD

*#include* <ViennaRNA/utills/structures.h> A G-Quadruplex element.

#### VRNA\_PLIST\_TYPE\_H\_MOTIF

*#include* <ViennaRNA/utills/structures.h> A Hairpin loop motif element.

#### VRNA\_PLIST\_TYPE\_I\_MOTIF

*#include* <ViennaRNA/utills/structures.h> An Internal loop motif element.

#### VRNA\_PLIST\_TYPE\_UD\_MOTIF

*#include* <ViennaRNA/utills/structures.h> An Unstructured Domain motif element.

#### VRNA\_PLIST\_TYPE\_STACK

*#include* <ViennaRNA/utills/structures.h> A Base Pair stack element.

#### VRNA\_PLIST\_TYPE\_UNPAIRED

*#include* <ViennaRNA/utills/structures.h> An unpaired base.

#### VRNA\_PLIST\_TYPE\_TRIPLE

*#include* <ViennaRNA/utills/structures.h> One pair of a base triplet.

### Typedefs

```
typedef struct vrna_elem_prob_s vrna_ep_t
```

*#include* <ViennaRNA/utills/structures.h> Convenience typedef for data structure *vrna\_elem\_prob\_s*.

## Functions

*vrna\_ep\_t* \***vrna\_plist** (const char \*struc, float pr)

*#include* <ViennaRNA/utils/structures.h> Create a *vrna\_ep\_t* from a dot-bracket string.

The dot-bracket string is parsed and for each base pair an entry in the plist is created. The probability of each pair in the list is set by a function parameter.

The end of the plist is marked by sequence positions *i* as well as *j* equal to 0. This condition should be used to stop looping over its entries

### Parameters

- **struc** – The secondary structure in dot-bracket notation
- **pr** – The probability for each base pair used in the plist

### Returns

The plist array

struct **vrna\_elem\_prob\_s**

*#include* <ViennaRNA/utils/structures.h> Data structure representing a single entry of an element probability list (e.g. list of pair probabilities)

*VRNA\_PLIST\_TYPE\_BASEPAIR*, *VRNA\_PLIST\_TYPE\_GQUAD*, *VRNA\_PLIST\_TYPE\_H\_MOTIF*,  
*VRNA\_PLIST\_TYPE\_I\_MOTIF*, *VRNA\_PLIST\_TYPE\_UD\_MOTIF*, *VRNA\_PLIST\_TYPE\_STACK*

### See also:

*vrna\_plist()*, *vrna\_plist\_from\_probs()*, *vrna\_db\_from\_plist()*,

## Public Members

int **i**

Start position (usually 5' nucleotide that starts the element, e.g. base pair)

int **j**

End position (usually 3' nucleotide that ends the element, e.g. base pair)

float **p**

Probability of the element.

int **type**

Type of the element.

## Abstract Shapes Representation of Secondary Structures

## Functions

char **\*vrna\_abstract\_shapes**(const char \*structure, unsigned int level)

*#include <ViennaRNA/utills/structures.h>* Convert a secondary structure in dot-bracket notation to its abstract shapes representation.

This function converts a secondary structure into its abstract shapes representation as presented by Giegerich *et al.* [2004] .

*SWIG Wrapper Notes:*

This function is available as an overloaded function `abstract_shapes()` where the optional second parameter `level` defaults to 5. See, e.g. `RNA.abstract_shapes()` in the *Python API*.

**See also:**

`vrna_abstract_shapes_pt()`

### Parameters

- **structure** – A secondary structure in dot-bracket notation
- **level** – The abstraction level (integer in the range of 0 to 5)

### Returns

The secondary structure in abstract shapes notation

char **\*vrna\_abstract\_shapes\_pt**(const short \*pt, unsigned int level)

*#include <ViennaRNA/utills/structures.h>* Convert a secondary structure to its abstract shapes representation.

This function converts a secondary structure into its abstract shapes representation as presented by Giegerich *et al.* [2004] . This function is equivalent to `vrna_db_to_shapes()`, but requires a pair table input instead of a dot-bracket structure.

*SWIG Wrapper Notes:*

This function is available as an overloaded function `abstract_shapes()` where the optional second parameter `level` defaults to 5. See, e.g. `RNA.abstract_shapes()` in the *Python API*.

**See also:**

`vrna_abstract_shapes()`

---

**Note:** The length of the structure must be present at `pt[0]!`

---

### Parameters

- **pt** – A secondary structure in pair table format
- **level** – The abstraction level (integer in the range of 0 to 5)

### Returns

The secondary structure in abstract shapes notation

## Helix List Representation of Secondary Structures

typedef struct *vrna\_hx\_s* **vrna\_hx\_t**

*#include <ViennaRNA/utills/structures.h>* Convenience typedef for data structure *vrna\_hx\_s*.

*vrna\_hx\_t* \***vrna\_hx\_from\_ptable**(short \*pt)

*#include <ViennaRNA/utills/structures.h>* Convert a pair table representation of a secondary structure into a helix list.

### Parameters

- **pt** – The secondary structure in pair table representation

### Returns

The secondary structure represented as a helix list

*vrna\_hx\_t* \***vrna\_hx\_merge**(const *vrna\_hx\_t* \*list, int maxdist)

*#include <ViennaRNA/utills/structures.h>* Create a merged helix list from another helix list.

struct **vrna\_hx\_s**

*#include <ViennaRNA/utills/structures.h>* Data structure representing an entry of a helix list.

### Public Members

unsigned int **start**

unsigned int **end**

unsigned int **length**

unsigned int **up5**

unsigned int **up3**

## Tree Representation of Secondary Structures

### Defines

**VRNA\_STRUCTURE\_TREE\_HIT**

*#include <ViennaRNA/utills/structures.h>* Homeomorphically Irreducible Tree (HIT) representation of a secondary structure.

### See also:

*vrna\_db\_to\_tree\_string()*



**VRNA\_STRUCTURE\_TREE\_SHAPIRO\_SHORT**

*#include* <ViennaRNA/utills/structures.h> (short) Coarse Grained representation of a secondary structure

**See also:**

*vrna\_db\_to\_tree\_string()*

**VRNA\_STRUCTURE\_TREE\_SHAPIRO**

*#include* <ViennaRNA/utills/structures.h> (full) Coarse Grained representation of a secondary structure

**See also:**

*vrna\_db\_to\_tree\_string()*

**VRNA\_STRUCTURE\_TREE\_SHAPIRO\_EXT**

*#include* <ViennaRNA/utills/structures.h> (extended) Coarse Grained representation of a secondary structure

**See also:**

*vrna\_db\_to\_tree\_string()*

**VRNA\_STRUCTURE\_TREE\_SHAPIRO\_WEIGHT**

*#include* <ViennaRNA/utills/structures.h> (weighted) Coarse Grained representation of a secondary structure

**See also:**

*vrna\_db\_to\_tree\_string()*

**VRNA\_STRUCTURE\_TREE\_EXPANDED**

*#include* <ViennaRNA/utills/structures.h> Expanded Tree representation of a secondary structure.

**See also:**

*vrna\_db\_to\_tree\_string()*

**Functions**

char **\*vrna\_db\_to\_tree\_string**(const char \*structure, unsigned int type)

*#include* <ViennaRNA/utills/structures.h> Convert a Dot-Bracket structure string into tree string representation.

This function allows one to convert a secondary structure in dot-bracket notation into one of the various tree representations for secondary structures. The resulting tree is then represented as a string of parenthesis and node symbols, similar to the Newick format.

Currently we support conversion into the following formats, denoted by the value of parameter **type**:

- **VRNA\_STRUCTURE\_TREE\_HIT** - Homeomorphically Irreducible Tree (HIT) representation of a secondary structure. (See also Fontana *et al.* [1993] )

- *VRNA\_STRUCTURE\_TREE\_SHAPIRO\_SHORT* - (short) Coarse Grained representation of a secondary structure (same as Shapiro [1988] , but with root node R and without S nodes for the stems)
- *VRNA\_STRUCTURE\_TREE\_SHAPIRO* - (full) Coarse Grained representation of a secondary structure (See also Shapiro [1988] )
- *VRNA\_STRUCTURE\_TREE\_SHAPIRO\_EXT* - (extended) Coarse Grained representation of a secondary structure (same as Shapiro [1988] , but external nodes denoted as E )
- *VRNA\_STRUCTURE\_TREE\_SHAPIRO\_WEIGHT* - (weighted) Coarse Grained representation of a secondary structure (same as *VRNA\_STRUCTURE\_TREE\_SHAPIRO\_EXT* but with additional weights for number of unpaired nucleotides in loop, and number of pairs in stems)
- *VRNA\_STRUCTURE\_TREE\_EXPANDED* - Expanded Tree representation of a secondary structure.

**See also:**

`sec_structure_representations_tree`

**Parameters**

- **structure** – The null-terminated dot-bracket structure string
- **type** – A switch to determine the type of tree string representation

**Returns**

A tree representation of the input `structure`

char **\*vrna\_tree\_string\_unweight**(const char \*structure)

*#include* <ViennaRNA/utills/structures.h> Remove weights from a linear string tree representation of a secondary structure.

This function strips the weights of a linear string tree representation such as HIT, or Coarse Grained Tree sensu Shapiro [1988]

**See also:**

`vrna_db_to_tree_string()`

**Parameters**

- **structure** – A linear string tree representation of a secondary structure with weights

**Returns**

A linear string tree representation of a secondary structure without weights

char **\*vrna\_tree\_string\_to\_db**(const char \*tree)

*#include* <ViennaRNA/utills/structures.h> Convert a linear tree string representation of a secondary structure back to Dot-Bracket notation.

**See also:**

`vrna_db_to_tree_string()`, `VRNA_STRUCTURE_TREE_EXPANDED`, `VRNA_STRUCTURE_TREE_HIT`, `sec_structure_representations_tree`

**Warning:** This function only accepts *Expanded* and *HIT* tree representations!

**Parameters**

- **tree** – A linear tree string representation of a secondary structure

**Returns**

A dot-bracket notation of the secondary structure provided in `tree`

**Distance measures between Secondary Structures****Functions**

int **vrna\_bp\_distance\_pt**(const short \*pt1, const short \*pt2)

*#include* <ViennaRNA/Utils/structures.h> Compute the “base pair” distance between two pair tables pt1 and pt2 of secondary structures.

The pair tables should have the same length. `dist` = number of base pairs in one structure but not in the other same as edit distance with open-pair close-pair as move-set

*SWIG Wrapper Notes:*

This function is available as an overloaded method `bp_distance()`. See, e.g. `RNA.bp_distance()` in the *Python API*.

**See also:**

`vrna_bp_distance()`

**Parameters**

- **pt1** – First structure in dot-bracket notation
- **pt2** – Second structure in dot-bracket notation

**Returns**

The base pair distance between pt1 and pt2

int **vrna\_bp\_distance**(const char \*str1, const char \*str2)

*#include* <ViennaRNA/Utils/structures.h> Compute the “base pair” distance between two secondary structures s1 and s2.

This is a wrapper around `vrna_bp_distance_pt()`. The sequences should have the same length. `dist` = number of base pairs in one structure but not in the other same as edit distance with open-pair close-pair as move-set

*SWIG Wrapper Notes:*

This function is available as an overloaded method `bp_distance()`. Note that the SWIG wrapper takes two structure in dot-bracket notation and converts them into pair tables using `vrna_ptable_from_string()`. The resulting pair tables are then internally passed to `vrna_bp_distance_pt()`. To control which kind of matching brackets will be used during conversion, the optional argument `options` can be used. See also the description of `vrna_ptable_from_string()` for available options. (default: `VRNA_BRACKETS_RND`). See, e.g. `RNA.bp_distance()` in the *Python API*.

**See also:**

`vrna_bp_distance_pt()`

**Parameters**

- **str1** – First structure in dot-bracket notation
- **str2** – Second structure in dot-bracket notation

**Returns**

The base pair distance between str1 and str2

double **vrna\_dist\_mountain**(const char \*str1, const char \*str2, unsigned int p)

*#include <ViennaRNA/utils/structures.h>*

## Deprecated Interface for Secondary Structure Utilities

### Defines

#### STRUC

*#include <ViennaRNA/RNAstruct.h>*

### Functions

char \***b2HIT**(const char \*structure)

*#include <ViennaRNA/RNAstruct.h>* Converts the full structure from bracket notation to the HIT notation including root.

*Deprecated:*

See *vrna\_db\_to\_tree\_string()* and *VRNA\_STRUCTURE\_TREE\_HIT* for a replacement

#### Parameters

- **structure** –

#### Returns

char \***b2C**(const char \*structure)

*#include <ViennaRNA/RNAstruct.h>* Converts the full structure from bracket notation to the a coarse grained notation using the 'H' 'B' 'I' 'M' and 'R' identifiers.

*Deprecated:*

See *vrna\_db\_to\_tree\_string()* and *VRNA\_STRUCTURE\_TREE\_SHAPIRO\_SHORT* for a replacement

#### Parameters

- **structure** –

#### Returns

char \***b2Shapiro**(const char \*structure)

*#include <ViennaRNA/RNAstruct.h>* Converts the full structure from bracket notation to the *weighted* coarse grained notation using the 'H' 'B' 'I' 'M' 'S' 'E' and 'R' identifiers.

*Deprecated:*

See `vrna_db_to_tree_string()` and `VRNA_STRUCTURE_TREE_SHAPIRO_WEIGHT` for a replacement

**Parameters**

- **structure** –

**Returns**

char \***add\_root**(const char \*structure)

*#include <ViennaRNA/RNAstruct.h>* Adds a root to an un-rooted tree in any except bracket notation.

**Parameters**

- **structure** –

**Returns**

char \***expand\_Shapiro**(const char \*coarse)

*#include <ViennaRNA/RNAstruct.h>* Inserts missing ‘S’ identifiers in unweighted coarse grained structures as obtained from `b2C()`.

**Parameters**

- **coarse** –

**Returns**

char \***expand\_Full**(const char \*structure)

*#include <ViennaRNA/RNAstruct.h>* Convert the full structure from bracket notation to the expanded notation including root.

**Parameters**

- **structure** –

**Returns**

char \***unexpand\_Full**(const char \*ffull)

*#include <ViennaRNA/RNAstruct.h>* Restores the bracket notation from an expanded full or HIT tree, that is any tree using only identifiers ‘U’ ‘P’ and ‘R’.

**Parameters**

- **ffull** –

**Returns**

char \***unweight**(const char \*wcoarse)

*#include <ViennaRNA/RNAstruct.h>* Strip weights from any weighted tree.

**Parameters**

- **wcoarse** –

**Returns**

void **unexpand\_aligned\_F**(char \*align[2])

*#include <ViennaRNA/RNAstruct.h>* Converts two aligned structures in expanded notation.

Takes two aligned structures as produced by `tree_edit_distance()` function back to bracket notation with ‘\_’ as the gap character. The result overwrites the input.

**Parameters**

- **align** –

void **parse\_structure**(const char \*structure)

*#include <ViennaRNA/RNAstruct.h>* Collects a statistic of structure elements of the full structure in bracket notation.

The function writes to the following global variables: *loop\_size*, *loop\_degree*, *helix\_size*, *loops*, *pairs*, *unpaired*

#### Parameters

- **structure** –

char \***pack\_structure**(const char \*struc)

*#include <ViennaRNA/utils/structures.h>* Pack secondary structure, 5:1 compression using base 3 encoding.

Returns a binary string encoding of the secondary structure using a 5:1 compression scheme. The string is NULL terminated and can therefore be used with standard string functions such as *strcmp()*. Useful for programs that need to keep many structures in memory.

*Deprecated:*

Use *vrna\_db\_pack()* as a replacement

#### Parameters

- **struc** – The secondary structure in dot-bracket notation

#### Returns

The binary encoded structure

char \***unpack\_structure**(const char \*packed)

*#include <ViennaRNA/utils/structures.h>* Unpack secondary structure previously packed with *pack\_structure()*

Translate a compressed binary string produced by *pack\_structure()* back into the familiar dot-bracket notation.

*Deprecated:*

Use *vrna\_db\_unpack()* as a replacement

#### Parameters

- **packed** – The binary encoded packed secondary structure

#### Returns

The unpacked secondary structure in dot-bracket notation

short \***make\_pair\_table**(const char \*structure)

*#include <ViennaRNA/utils/structures.h>* Create a pair table of a secondary structure.

Returns a newly allocated table, such that *table[i]=j* if (i,j) pair or 0 if i is unpaired, *table[0]* contains the length of the structure.

*Deprecated:*

Use *vrna\_ptable()* instead

#### Parameters

- **structure** – The secondary structure in dot-bracket notation

**Returns**

A pointer to the created pair\_table

short **\*copy\_pair\_table**(const short \*pt)

*#include <ViennaRNA/utills/structures.h>* Get an exact copy of a pair table.

*Deprecated:*

Use *vrna\_ptable\_copy()* instead

**Parameters**

- **pt** – The pair table to be copied

**Returns**

A pointer to the copy of ‘pt’

short **\*alimake\_pair\_table**(const char \*structure)

*#include <ViennaRNA/utills/structures.h>* Pair table for snoop align

*Deprecated:*

Use *vrna\_pt\_ali\_get()* instead!

short **\*make\_pair\_table\_snoop**(const char \*structure)

*#include <ViennaRNA/utills/structures.h>* returns a newly allocated table, such that: table[i]=j if (i,j) pair or 0 if i is unpaired, table[0] contains the length of the structure. The special pseudoknotted H/ACA-mRNA structure is taken into account.

*Deprecated:*

Use *vrna\_pt\_snoop\_get()* instead!

int **bp\_distance**(const char \*str1, const char \*str2)

*#include <ViennaRNA/utills/structures.h>* Compute the “base pair” distance between two secondary structures s1 and s2.

The sequences should have the same length. dist = number of base pairs in one structure but not in the other same as edit distance with open-pair close-pair as move-set

*Deprecated:*

Use *vrna\_bp\_distance* instead

**Parameters**

- **str1** – First structure in dot-bracket notation
- **str2** – Second structure in dot-bracket notation

**Returns**

The base pair distance between str1 and str2

unsigned int **\*make\_referenceBP\_array**(short \*reference\_pt, unsigned int turn)

*#include <ViennaRNA/utills/structures.h>* Make a reference base pair count matrix.

Get an upper triangular matrix containing the number of basepairs of a reference structure for each interval [i,j] with i<j. Access it via iindx!!!

*Deprecated:*

Use `vrna_refBPcnt_matrix()` instead

unsigned int **\*compute\_BPdifferences**(short \*pt1, short \*pt2, unsigned int turn)

*#include* <ViennaRNA/utis/structures.h> Make a reference base pair distance matrix.

Get an upper triangular matrix containing the base pair distance of two reference structures for each interval [i,j] with i<j. Access it via iindx!!!

*Deprecated:*

Use `vrna_refBPdist_matrix()` instead

void **parenthesis\_structure**(char \*structure, *vrna\_bp\_stack\_t* \*bp, int length)

*#include* <ViennaRNA/utis/structures.h> Create a dot-bracket/parenthesis structure from backtracking stack.

*Deprecated:*

use `vrna_parenthesis_structure()` instead

---

**Note:** This function is threadsafe

---

void **parenthesis\_zuker**(char \*structure, *vrna\_bp\_stack\_t* \*bp, int length)

*#include* <ViennaRNA/utis/structures.h> Create a dot-bracket/parenthesis structure from backtracking stack obtained by zucker suboptimal calculation in cofold.c.

*Deprecated:*

use `vrna_parenthesis_zuker` instead

---

**Note:** This function is threadsafe

---

void **bppm\_to\_structure**(char \*structure, *FLT\_OR\_DBL* \*pr, unsigned int length)

*#include* <ViennaRNA/utis/structures.h> Create a dot-bracket like structure string from base pair probability matrix.

*Deprecated:*

Use `vrna_db_from_probs()` instead!

char **bppm\_symbol**(const float \*x)

*#include* <ViennaRNA/utis/structures.h> Get a pseudo dot bracket notation for a given probability information.

*Deprecated:*

Use `vrna_bpp_symbol()` instead!



## Variables

int **loop\_size**[2000]

contains a list of all loop sizes. `loop_size[0]` contains the number of external bases.

int **helix\_size**[2000]

contains a list of all stack sizes.

int **loop\_degree**[2000]

contains the corresponding list of loop degrees.

int **loops**

contains the number of loops ( and therefore of stacks ).

int **unpaired**

contains the number of unpaired bases.

int **pairs**

contains the number of base pairs in the last parsed structure.

## Functions

int **\*vrna\_loopidx\_from\_ptable**(const short \*pt)

*#include <ViennaRNA/utils/structures.h>* Get a loop index representation of a structure.

unsigned int **\*vrna\_refBPcnt\_matrix**(const short \*reference\_pt, unsigned int turn)

*#include <ViennaRNA/utils/structures.h>* Make a reference base pair count matrix.

Get an upper triangular matrix containing the number of basepairs of a reference structure for each interval `[i,j]` with `i<j`. Access it via `iindx!!!`

unsigned int **\*vrna\_refBPdist\_matrix**(const short \*pt1, const short \*pt2, unsigned int turn)

*#include <ViennaRNA/utils/structures.h>* Make a reference base pair distance matrix.

Get an upper triangular matrix containing the base pair distance of two reference structures for each interval `[i,j]` with `i<j`. Access it via `iindx!!!`

char **\*vrna\_db\_from\_probs**(const *FLT\_OR\_DBL* \*pr, unsigned int length)

*#include <ViennaRNA/utils/structures.h>* Create a dot-bracket like structure string from base pair probability matrix.

### *SWIG Wrapper Notes:*

This function is available as parameter-less method **db\_from\_probs()** bound to objects of type *fold\_compound*. Parameters `pr` and `length` are implicitly taken from the *fold\_compound* object the method is bound to. Upon missing base pair probabilities, this method returns an empty string. See, e.g. `RNA.db_from_probs()` in the *Python API*.

char **vrna\_bpp\_symbol**(const float \*x)

*#include <ViennaRNA/utils/structures.h>* Get a pseudo dot bracket notation for a given probability information.

char **\*vrna\_db\_from\_bp\_stack**(vrna\_bp\_stack\_t \*bp, unsigned int length)  
*#include <ViennaRNA/utils/structures.h>* Create a dot-bracket/parenthesis structure from backtracking stack.

This function is capable to create dot-bracket structures from suboptimal structure prediction sensu M. Zuker

#### Parameters

- **bp** – Base pair stack containing the traced base pairs
- **length** – The length of the structure

#### Returns

The secondary structure in dot-bracket notation as provided in the input

void **vrna\_letter\_structure**(char \*structure, vrna\_bp\_stack\_t \*bp, unsigned int length)

*#include <ViennaRNA/utils/structures.h>*

short **\*make\_pair\_table\_pk**(const char \*structure)

*#include <ViennaRNA/utils/structures.h>*

int **\*make\_loop\_index\_pt**(short \*pt)

*#include <ViennaRNA/utils/structures.h>*

void **letter\_structure**(char \*structure, vrna\_bp\_stack\_t \*bp, int length)

*#include <ViennaRNA/utils/structures.h>*

## 7.14.4 Multiple Sequence Alignment Utilities

Functions to extract features from and to manipulate multiple sequence alignments (MSA).

### Deprecated Interface for Multiple Sequence Alignment Utilities

#### Typedefs

typedef struct vrna\_pinfo\_s **pair\_info**

*#include <ViennaRNA/utils/alignments.h>* Old typename of vrna\_pinfo\_s.

*Deprecated:*

Use vrna\_pinfo\_t instead!

#### Functions

int **read\_clustal**(FILE \*clust, char \*AlignedSeqs[], char \*names[])

*#include <ViennaRNA/utils/alignments.h>*

char **\*consensus**(const char \*AS[])

*#include <ViennaRNA/utils/alignments.h>*

char **\*consens\_mis**(const char \*AS[])

*#include <ViennaRNA/utils/alignments.h>*

```
char *get_ungapped_sequence(const char *seq)
    #include <ViennaRNA/utils/alignments.h>
int get_mpi(char *Aseq[], int n_seq, int length, int *mini)
    #include <ViennaRNA/utils/alignments.h> Get the mean pairwise identity in steps from ?to?(ident)
```

*Deprecated:*

Use *vrna\_aln\_mpi()* as a replacement

#### Parameters

- **Aseq** –
- **n\_seq** – The number of sequences in the alignment
- **length** – The length of the alignment
- **mini** –

#### Returns

The mean pairwise identity

```
void encode_aln_sequence(const char *sequence, short *S, short *s5, short *s3, char *ss, unsigned
    short *as, int circ)
```

*#include <ViennaRNA/utils/alignments.h>* Get arrays with encoded sequence of the alignment.

this function assumes that in S, S5, s3, ss and as enough space is already allocated (size must be at least sequence length+2)

#### Parameters

- **sequence** – The gapped sequence from the alignment
- **S** – pointer to an array that holds encoded sequence
- **s5** – pointer to an array that holds the next base 5' of alignment position i
- **s3** – pointer to an array that holds the next base 3' of alignment position i
- **ss** –
- **as** –
- **circ** – assume the molecules to be circular instead of linear (circ=0)

```
void alloc_sequence_arrays(const char **sequences, short ***S, short ***S5, short ***S3, unsigned
    short ***a2s, char ***Ss, int circ)
```

*#include <ViennaRNA/utils/alignments.h>* Allocate memory for sequence array used to deal with aligned sequences.

Note that these arrays will also be initialized according to the sequence alignment given

#### See also:

*free\_sequence\_arrays()*

#### Parameters

- **sequences** – The aligned sequences
- **S** – A pointer to the array of encoded sequences
- **S5** – A pointer to the array that contains the next 5' nucleotide of a sequence position
- **S3** – A pointer to the array that contains the next 3' nucleotide of a sequence position

- **a2s** – A pointer to the array that contains the alignment to sequence position mapping
- **Ss** – A pointer to the array that contains the ungapped sequence
- **circ** – assume the molecules to be circular instead of linear (circ=0)

void **free\_sequence\_arrays**(unsigned int n\_seq, short \*\*\*S, short \*\*\*S5, short \*\*\*S3, unsigned short \*\*\*a2s, char \*\*\*Ss)

*#include <ViennaRNA/utills/alignments.h>* Free the memory of the sequence arrays used to deal with aligned sequences.

This function frees the memory previously allocated with *alloc\_sequence\_arrays()*

#### See also:

*alloc\_sequence\_arrays()*

#### Parameters

- **n\_seq** – The number of aligned sequences
- **S** – A pointer to the array of encoded sequences
- **S5** – A pointer to the array that contains the next 5' nucleotide of a sequence position
- **S3** – A pointer to the array that contains the next 3' nucleotide of a sequence position
- **a2s** – A pointer to the array that contains the alignment to sequence position mapping
- **Ss** – A pointer to the array that contains the ungapped sequence

#### Defines

##### **VRNA\_ALN\_DEFAULT**

*#include <ViennaRNA/utills/alignments.h>* Use default alignment settings.

##### **VRNA\_ALN\_RNA**

*#include <ViennaRNA/utills/alignments.h>* Convert to RNA alphabet.

##### **VRNA\_ALN\_DNA**

*#include <ViennaRNA/utills/alignments.h>* Convert to DNA alphabet.

##### **VRNA\_ALN\_UPPERCASE**

*#include <ViennaRNA/utills/alignments.h>* Convert to uppercase nucleotide letters.

##### **VRNA\_ALN\_LOWERCASE**

*#include <ViennaRNA/utills/alignments.h>* Convert to lowercase nucleotide letters.

##### **VRNA\_MEASURE\_SHANNON\_ENTROPY**

*#include <ViennaRNA/utills/alignments.h>* Flag indicating Shannon Entropy measure.

Shannon Entropy is defined as  $H = - \sum_c p_c \cdot \log_2 p_c$

## Typedefs

typedef struct *vrna\_pinfo\_s* **vrna\_pinfo\_t**

*#include <ViennaRNA/utis/alignments.h>* Typename for the base pair info representing data structure *vrna\_pinfo\_s*.

## Functions

int **vrna\_aln\_mpi**(const char \*\*alignment)

*#include <ViennaRNA/utis/alignments.h>* Get the mean pairwise identity in steps from ?to?(ident)

*SWIG Wrapper Notes:*

This function is available as function `aln_mpi()`. See e.g. `RNA.aln_mpi()` in the *Python API*.

### Parameters

- **alignment** – Aligned sequences

### Returns

The mean pairwise identity

*vrna\_pinfo\_t* \***vrna\_aln\_pinfo**(*vrna\_fold\_compound\_t* \*fc, const char \*structure, double threshold)

*#include <ViennaRNA/utis/alignments.h>* Retrieve an array of *vrna\_pinfo\_t* structures from precomputed pair probabilities.

This array of structures contains information about positionwise pair probabilities, base pair entropy and more

### See also:

*vrna\_pinfo\_t*, and *vrna\_pf()*

### Parameters

- **fc** – The *vrna\_fold\_compound\_t* of type `VRNA_FC_TYPE_COMPARATIVE` with pre-computed partition function matrices
- **structure** – An optional structure in dot-bracket notation (Maybe NULL)
- **threshold** – Do not include results with pair probabilities below threshold

### Returns

The *vrna\_pinfo\_t* array

int \***vrna\_aln\_pscore**(const char \*\*alignment, *vrna\_md\_t* \*md)

*#include <ViennaRNA/utis/alignments.h>*

*SWIG Wrapper Notes:*

This function is available as overloaded function `aln_pscore()` where the last parameter may be omitted, indicating `md = NULL`. See e.g. `RNA.aln_pscore()` in the *Python API*.

int **vrna\_pscore**(*vrna\_fold\_compound\_t* \*fc, unsigned int i, unsigned int j)

*#include <ViennaRNA/utis/alignments.h>*

int **vrna\_pscore\_freq**(*vrna\_fold\_compound\_t* \*fc, const unsigned int \*frequencies, unsigned int pairs)

*#include <ViennaRNA/utis/alignments.h>*

char **\*\*vrna\_aln\_slice**(const char \*\*alignment, unsigned int i, unsigned int j)  
*#include <ViennaRNA/utils/alignments.h>* Slice out a subalignment from a larger alignment.

**See also:**

*vrna\_aln\_free()*

---

**Note:** The user is responsible to free the memory occupied by the returned subalignment

---

**Parameters**

- **alignment** – The input alignment
- **i** – The first column of the subalignment (1-based)
- **j** – The last column of the subalignment (1-based)

**Returns**

The subalignment between column *i* and *j*

void **vrna\_aln\_free**(char \*\*alignment)  
*#include <ViennaRNA/utils/alignments.h>* Free memory occupied by a set of aligned sequences.

**Parameters**

- **alignment** – The input alignment

char **\*\*vrna\_aln\_uppercase**(const char \*\*alignment)  
*#include <ViennaRNA/utils/alignments.h>* Create a copy of an alignment with only uppercase letters in the sequences.

**See also:**

*vrna\_aln\_copy*

**Parameters**

- **alignment** – The input sequence alignment (last entry must be *NULL* terminated)

**Returns**

A copy of the input alignment where lowercase sequence letters are replaced by uppercase letters

char **\*\*vrna\_aln\_toRNA**(const char \*\*alignment)  
*#include <ViennaRNA/utils/alignments.h>* Create a copy of an alignment where DNA alphabet is replaced by RNA alphabet.

**See also:**

*vrna\_aln\_copy*

**Parameters**

- **alignment** – The input sequence alignment (last entry must be *NULL* terminated)

**Returns**

A copy of the input alignment where DNA alphabet is replaced by RNA alphabet (T -> U)

char **\*vrna\_aln\_copy**(const char \*\*alignment, unsigned int options)

*#include <ViennaRNA/utis/alignments.h>* Make a copy of a multiple sequence alignment.

This function allows one to create a copy of a multiple sequence alignment. The `options` parameter additionally allows for sequence manipulation, such as converting DNA to RNA alphabet, and conversion to uppercase letters.

**See also:**

*vrna\_aln\_copy()*, *VRNA\_ALN\_RNA*, *VRNA\_ALN\_UPPERCASE*, *VRNA\_ALN\_DEFAULT*

**Parameters**

- **alignment** – The input sequence alignment (last entry must be *NULL* terminated)
- **options** – Option flags indicating whether the aligned sequences should be converted

**Returns**

A (manipulated) copy of the input alignment

float **\*vrna\_aln\_conservation\_struct**(const char \*\*alignment, const char \*structure, const *vrna\_md\_t* \*md)

*#include <ViennaRNA/utis/alignments.h>* Compute base pair conservation of a consensus structure.

This function computes the base pair conservation (fraction of canonical base pairs) of a consensus structure given a multiple sequence alignment. The base pair types that are considered canonical may be specified using the *vrna\_md\_t.pair* array. Passing *NULL* as parameter `md` results in default pairing rules, i.e. canonical Watson-Crick and GU Wobble pairs.

*SWIG Wrapper Notes:*

This function is available as overloaded function `aln_conservation_struct()` where the last parameter `md` may be omitted, indicating `md = NULL`. See, e.g. *RNA.aln\_conservation\_struct()* in the *Python API*.

**Parameters**

- **alignment** – The input sequence alignment (last entry must be *NULL* terminated)
- **structure** – The consensus structure in dot-bracket notation
- **md** – Model details that specify compatible base pairs (Maybe *NULL*)

**Returns**

A 1-based vector of base pair conservations

float **\*vrna\_aln\_conservation\_col**(const char \*\*alignment, const *vrna\_md\_t* \*md\_p, unsigned int options)

*#include <ViennaRNA/utis/alignments.h>* Compute nucleotide conservation in an alignment.

This function computes the conservation of nucleotides in alignment columns. The simple measure is Shannon Entropy and can be selected by passing the *VRNA\_MEASURE\_SHANNON\_ENTROPY* flag in the `options` parameter.

*SWIG Wrapper Notes:*

This function is available as overloaded function `aln_conservation_col()` where the last two parameters may be omitted, indicating `md = NULL`, and `options = VRNA_MEASURE_SHANNON_ENTROPY`, respectively. See e.g. *RNA.aln\_conservation\_col()* in the *Python API*.

See also:

[VRNA\\_MEASURE\\_SHANNON\\_ENTROPY](#)

---

**Note:** Currently, only [VRNA\\_MEASURE\\_SHANNON\\_ENTROPY](#) is supported as conservation measure.

---

#### Parameters

- **alignment** – The input sequence alignment (last entry must be *NULL* terminated)
- **md** – Model details that specify known nucleotides (Maybe *NULL*)
- **options** – A flag indicating which measure of conservation should be applied

#### Returns

A 1-based vector of column conservations

char \***vrna\_aln\_consensus\_sequence**(const char \*\*alignment, const *vrna\_md\_t* \*md\_p)  
*#include* <ViennaRNA/utis/alignments.h> Compute the consensus sequence for a given multiple sequence alignment.

#### SWIG Wrapper Notes:

This function is available as overloaded function `aln_consensus_sequence()` where the last parameter may be omitted, indicating `md = NULL`. See e.g. [RNA.aln\\_consensus\\_sequence\(\)](#) in the *Python API*.

#### Parameters

- **alignment** – The input sequence alignment (last entry must be *NULL* terminated)
- **md\_p** – Model details that specify known nucleotides (Maybe *NULL*)

#### Returns

The consensus sequence of the alignment, i.e. the most frequent nucleotide for each alignment column

char \***vrna\_aln\_consensus\_mis**(const char \*\*alignment, const *vrna\_md\_t* \*md\_p)  
*#include* <ViennaRNA/utis/alignments.h> Compute the Most Informative Sequence (MIS) for a given multiple sequence alignment.

The most informative sequence (MIS) [Freyhult *et al.*, 2005] displays for each alignment column the nucleotides with frequency greater than the background frequency, projected into IUPAC notation. Columns where gaps are over-represented are in lower case.

#### SWIG Wrapper Notes:

This function is available as overloaded function `aln_consensus_mis()` where the last parameter may be omitted, indicating `md = NULL`. See e.g. [RNA.aln\\_consensus\\_mis\(\)](#) in the *Python API*.

#### Parameters

- **alignment** – The input sequence alignment (last entry must be *NULL* terminated)
- **md\_p** – Model details that specify known nucleotides (Maybe *NULL*)

#### Returns

The most informative sequence for the alignment



struct **vrna\_pinfo\_s**

*#include <ViennaRNA/utils/alignments.h>* A base pair info structure.

For each base pair (i,j) with i,j in [0, n-1] the structure lists:

- its probability 'p'
- an entropy-like measure for its well-definedness 'ent'
- the frequency of each type of pair in 'bp[]'
  - 'bp[0]' contains the number of non-compatible sequences
  - 'bp[1]' the number of CG pairs, etc.

### Public Members

unsigned **i**

nucleotide position i

unsigned **j**

nucleotide position j

float **p**

Probability.

float **ent**

Pseudo entropy for  $p(i, j) = S_i + S_j - p_{i,j} * \ln(p_{i,j})$ .

short **bp**[8]

Frequencies of pair\_types.

char **comp**

1 iff pair is in mfe structure

## 7.14.5 Files and I/O

### Nucleic Acid Sequences and Structures

#### Defines

**VRNA\_OPTION\_MULTILINE**

*#include <ViennaRNA/io/file\_formats.h>* Tell a function that an input is assumed to span several lines.

If used as input-option a function might also be returning this state telling that it has read data from multiple lines.

**See also:**

*vrna\_extract\_record\_rest\_structure(), vrna\_file\_fasta\_read\_record()*

**VRNA\_CONSTRAINT\_MULTILINE**

*#include* <ViennaRNA/io/file\_formats.h> parse multiline constraint

*Deprecated:*

see *vrna\_extract\_record\_rest\_structure()*

**VRNA\_INPUT\_VERBOSE**

*#include* <ViennaRNA/io/file\_formats.h>

**Functions**

void **vrna\_file\_helixlist**(const char \*seq, const char \*db, float energy, FILE \*file)

*#include* <ViennaRNA/io/file\_formats.h> Print a secondary structure as helix list.

**Parameters**

- **seq** – The RNA sequence
- **db** – The structure in dot-bracket format
- **energy** – Free energy of the structure in kcal/mol
- **file** – The file handle used to print to (print defaults to ‘stdout’ if(file == NULL) )

void **vrna\_file\_connect**(const char \*seq, const char \*db, float energy, const char \*identifier, FILE \*file)

*#include* <ViennaRNA/io/file\_formats.h> Print a secondary structure as connect table.

Connect table file format looks like this:

```
* 300 ENERGY = 7.0 example
* 1 G      0  2  22  1
* 2 G      1  3  21  2
*
```

where the headerline is followed by 6 columns with:

- a. Base number: index n
- b. Base (A, C, G, T, U, X)
- c. Index n-1 (0 if first nucleotide)
- d. Index n+1 (0 if last nucleotide)
- e. Number of the base to which n is paired. No pairing is indicated by 0 (zero).
- f. Natural numbering.

**Parameters**

- **seq** – The RNA sequence
- **db** – The structure in dot-bracket format
- **energy** – The free energy of the structure
- **identifier** – An optional identifier for the sequence
- **file** – The file handle used to print to (print defaults to ‘stdout’ if(file == NULL) )

void **vrna\_file\_bpseq**(const char \*seq, const char \*db, FILE \*file)

*#include <ViennaRNA/io/file\_formats.h>* Print a secondary structure in bpseq format.

#### Parameters

- **seq** – The RNA sequence
- **db** – The structure in dot-bracket format
- **file** – The file handle used to print to (print defaults to ‘stdout’ if(file == NULL) )

void **vrna\_file\_json**(const char \*seq, const char \*db, double energy, const char \*identifier, FILE \*file)

*#include <ViennaRNA/io/file\_formats.h>* Print a secondary structure in jsonformat.

#### Parameters

- **seq** – The RNA sequence
- **db** – The structure in dot-bracket format
- **energy** – The free energy
- **identifier** – An identifier for the sequence
- **file** – The file handle used to print to (print defaults to ‘stdout’ if(file == NULL) )

unsigned int **vrna\_file\_fasta\_read\_record**(char \*\*header, char \*\*sequence, char \*\*\*rest, FILE \*file, unsigned int options)

*#include <ViennaRNA/io/file\_formats.h>* Get a (fasta) data set from a file or stdin.

This function may be used to obtain complete datasets from a filehandle or stdin. A dataset is always defined to contain at least a sequence. If data starts with a fasta header, i.e. a line like

```
>some header info
```

then *vrna\_file\_fasta\_read\_record()* will assume that the sequence that follows the header may span over several lines. To disable this behavior and to assign a single line to the argument ‘sequence’ one can pass *VRNA\_INPUT\_NO\_SPAN* in the ‘options’ argument. If no fasta header is read in the beginning of a data block, a sequence must not span over multiple lines!

Unless the options *VRNA\_INPUT\_NOSKIP\_COMMENTS* or *VRNA\_INPUT\_NOSKIP\_BLANK\_LINES* are passed, a sequence may be interrupted by lines starting with a comment character or empty lines.

A sequence is regarded as completely read if it was either assumed to not span over multiple lines, a secondary structure or structure constraint follows the sequence on the next line, or a new header marks the beginning of a new sequence...

All lines following the sequence (this includes comments) that do not initiate a new dataset according to the above definition are available through the line-array ‘rest’. Here one can usually find the structure constraint or other information belonging to the current dataset. Filling of ‘rest’ may be prevented by passing *VRNA\_INPUT\_NO\_REST* to the options argument.

The main purpose of this function is to be able to easily parse blocks of data in the header of a loop where all calculations for the appropriate data is done inside the loop. The loop may be then left on certain return values, e.g.:

```
char *id, *seq, **rest;
int i;
id = seq = NULL;
rest = NULL;
while(!(vrna_file_fasta_read_record(&id, &seq, &rest, NULL, 0) & (VRNA_INPUT_
↳ERROR | VRNA_INPUT_QUIT))){
    if(id)
        printf("%s\n", id);
        printf("%s\n", seq);
```

(continues on next page)

```

if(rest)
  for(i=0;rest[i];i++){
    printf("%s\n", rest[i]);
    free(rest[i]);
  }
  free(rest);
  free(seq);
  free(id);
}

```

In the example above, the while loop will be terminated when *vrna\_file\_fasta\_read\_record()* returns either an error, EOF, or a user initiated quit request.

As long as data is read from stdin (we are passing NULL as the file pointer), the id is printed if it is available for the current block of data. The sequence will be printed in any case and if some more lines belong to the current block of data each line will be printed as well.

---

#### Note:

This function will exit any program with an error message if no sequence could be read!

This function is NOT threadsafe! It uses a global variable to store information about the next data block. Do not forget to free the memory occupied by header, sequence and rest!

---

#### Parameters

- **header** – A pointer which will be set such that it points to the header of the record
- **sequence** – A pointer which will be set such that it points to the sequence of the record
- **rest** – A pointer which will be set such that it points to an array of lines which also belong to the record
- **file** – A file handle to read from (if NULL, this function reads from stdin)
- **options** – Some options which may be passed to alter the behavior of the function, use 0 for no options

#### Returns

A flag with information about what the function actually did read

char **\*vrna\_extract\_record\_rest\_structure**(const char \*\*lines, unsigned int length, unsigned int option)

*#include <ViennaRNA/io/file\_formats.h>* Extract a dot-bracket structure string from (multiline)character array.

This function extracts a dot-bracket structure string from the 'rest' array as returned by *vrna\_file\_fasta\_read\_record()* and returns it. All occurrences of comments within the 'lines' array will be skipped as long as they do not break the structure string. If no structure could be read, this function returns NULL.

#### See also:

*vrna\_file\_fasta\_read\_record()*

#### Parameters

- **lines** – The (multiline) character array to be parsed
- **length** – The assumed length of the dot-bracket string (passing a value < 1 results in no length limit)

- **option** – Some options which may be passed to alter the behavior of the function, use 0 for no options

**Pre**

The argument 'lines' has to be a 2-dimensional character array as obtained by `vrna_file_fasta_read_record()`

**Returns**

The dot-bracket string read from lines or NULL

```
int vrna_file_SHAPE_read(const char *file_name, int length, double default_value, char *sequence,
                        double *values)
```

*#include <ViennaRNA/io/file\_formats.h>* Read data from a given SHAPE reactivity input file.

This function parses the informations from a given file and stores the result in the preallocated string sequence and the double array values.

**Parameters**

- **file\_name** – Path to the constraints file
- **length** – Length of the sequence (file entries exceeding this limit will cause an error)
- **default\_value** – Value for missing indices
- **sequence** – Pointer to an array used for storing the sequence obtained from the SHAPE reactivity file
- **values** – Pointer to an array used for storing the values obtained from the SHAPE reactivity file

```
int vrna_file_connect_read_record(FILE *fp, char **id, char **sequence, char **structure, char
                                **remainder, unsigned int options)
```

*#include <ViennaRNA/io/file\_formats.h>*

```
int vrna_file_RNAstrand_db_read_record(FILE *fp, char **name_p, char **sequence_p, char
                                       **structure_p, char **source_p, char **fname_p, char
                                       **id_p, unsigned int options)
```

*#include <ViennaRNA/io/file\_formats.h>*

```
void vrna_extract_record_rest_constraint(char **cstruc, const char **lines, unsigned int option)
#include <ViennaRNA/io/file_formats.h> Extract a hard constraint encoded as pseudo dot-bracket
string.
```

*Deprecated:*

Use `vrna_extract_record_rest_structure()` instead!

**See also:**

`vrna_file_fasta_read_record()`, `VRNA_CONSTRAINT_DB_PIPE`, `VRNA_CONSTRAINT_DB_DOT`,  
`VRNA_CONSTRAINT_DB_X` `VRNA_CONSTRAINT_DB_ANG_BRACK`,  
`VRNA_CONSTRAINT_DB_RND_BRACK`

**Parameters**

- **cstruc** – A pointer to a character array that is used as pseudo dot-bracket output
- **lines** – A 2-dimensional character array with the extension lines from the FASTA input
- **option** – The option flags that define the behavior and recognition pattern of this function

**Pre**

The argument 'lines' has to be a 2-dimensional character array as obtained by `vrna_file_fasta_read_record()`

char \***extract\_record\_rest\_structure**(const char \*\*lines, unsigned int length, unsigned int option)  
*#include <ViennaRNA/io/file\_formats.h>*

unsigned int **read\_record**(char \*\*header, char \*\*sequence, char \*\*\*rest, unsigned int options)  
*#include <ViennaRNA/io/file\_formats.h>* Get a data record from stdin.

*Deprecated:*

This function is deprecated! Use `vrna_file_fasta_read_record()` as a replacment.

unsigned int **get\_multi\_input\_line**(char \*\*string, unsigned int options)  
*#include <ViennaRNA/io/file\_formats.h>*

## Multiple Sequence Alignments

### Defines

**VRNA\_FILE\_FORMAT\_MSA\_CLUSTAL**

*#include <ViennaRNA/io/file\_formats\_msa.h>* Option flag indicating ClustalW formatted files.

**See also:**

`vrna_file_msa_read()`, `vrna_file_msa_read_record()`, `vrna_file_msa_detect_format()`

**VRNA\_FILE\_FORMAT\_MSA\_STOCKHOLM**

*#include <ViennaRNA/io/file\_formats\_msa.h>* Option flag indicating Stockholm 1.0 formatted files.

**See also:**

`vrna_file_msa_read()`, `vrna_file_msa_read_record()`, `vrna_file_msa_detect_format()`

**VRNA\_FILE\_FORMAT\_MSA\_FASTA**

*#include <ViennaRNA/io/file\_formats\_msa.h>* Option flag indicating FASTA (Pearson) formatted files.

**See also:**

`vrna_file_msa_read()`, `vrna_file_msa_read_record()`, `vrna_file_msa_detect_format()`

**VRNA\_FILE\_FORMAT\_MSA\_MAF**

*#include <ViennaRNA/io/file\_formats\_msa.h>* Option flag indicating MAF formatted files.

**See also:**

`vrna_file_msa_read()`, `vrna_file_msa_read_record()`, `vrna_file_msa_detect_format()`

**VRNA\_FILE\_FORMAT\_MSA\_MIS**

*#include* <ViennaRNA/io/file\_formats\_msa.h> Option flag indicating most informative sequence (MIS) output.

The default reference sequence output for an alignment is simply a consensus sequence. This flag allows to write the most informative equence (MIS) instead.

**See also:**

*vrna\_file\_msa\_write()*

**VRNA\_FILE\_FORMAT\_MSA\_DEFAULT**

*#include* <ViennaRNA/io/file\_formats\_msa.h> Option flag indicating the set of default file formats.

**See also:**

*vrna\_file\_msa\_read()*, *vrna\_file\_msa\_read\_record()*, *vrna\_file\_msa\_detect\_format()*

**VRNA\_FILE\_FORMAT\_MSA\_NOCHECK**

*#include* <ViennaRNA/io/file\_formats\_msa.h> Option flag to disable validation of the alignment.

**See also:**

*vrna\_file\_msa\_read()*, *vrna\_file\_msa\_read\_record()*

**VRNA\_FILE\_FORMAT\_MSA\_UNKNOWN**

*#include* <ViennaRNA/io/file\_formats\_msa.h> Return flag of *vrna\_file\_msa\_detect\_format()* to indicate unknown or malformed alignment.

**See also:**

*vrna\_file\_msa\_detect\_format()*

**VRNA\_FILE\_FORMAT\_MSA\_APPEND**

*#include* <ViennaRNA/io/file\_formats\_msa.h> Option flag indicating to append data to a multiple sequence alignment file rather than overwriting it.

**See also:**

*vrna\_file\_msa\_write()*

**VRNA\_FILE\_FORMAT\_MSA\_QUIET**

*#include* <ViennaRNA/io/file\_formats\_msa.h> Option flag to suppress unnecessary spam messages on stderr

**See also:**

*vrna\_file\_msa\_read()*, *vrna\_file\_msa\_read\_record()*

**VRNA\_FILE\_FORMAT\_MSA\_SILENT**

`#include <ViennaRNA/io/file_formats_msa.h>` Option flag to completely silence any warnings on `stderr`

**See also:**

`vrna_file_msa_read()`, `vrna_file_msa_read_record()`

**Functions**

int **vrna\_file\_msa\_read**(const char \*filename, char \*\*\*names, char \*\*\*aln, char \*\*id, char \*\*structure, unsigned int options)

`#include <ViennaRNA/io/file_formats_msa.h>` Read a multiple sequence alignment from file.

This function reads the (first) multiple sequence alignment from an input file. The read alignment is split into the sequence id/name part and the actual sequence information and stored in memory as arrays of ids/names and sequences. If the alignment file format allows for additional information, such as an ID of the entire alignment or consensus structure information, this data is retrieved as well and made available. The `options` parameter allows to specify the set of alignment file formats that should be used to retrieve the data. If 0 is passed as option, the list of alignment file formats defaults to `VRNA_FILE_FORMAT_MSA_DEFAULT`.

Currently, the list of parsable multiple sequence alignment file formats consists of:

- `msa-formats-clustal`
- `msa-formats-stockholm`
- `msa-formats-fasta`
- `msa-formats-maf`

*SWIG Wrapper Notes:*

In the target scripting language, only the first and last argument, `filename` and `options`, are passed to the corresponding function. The other arguments, which serve as output in the C-library, are available as additional return values. This function exists as an overloaded version where the `options` parameter may be omitted! In that case, the `options` parameter defaults to `VRNA_FILE_FORMAT_MSA_STOCKHOLM`. See, e.g. `RNA.file_msa_read()` in the *Python API* and *Parsing Alignments* in the Python examples.

**See also:**

`vrna_file_msa_read_record()`, `VRNA_FILE_FORMAT_MSA_CLUSTAL`,  
`VRNA_FILE_FORMAT_MSA_STOCKHOLM`, `VRNA_FILE_FORMAT_MSA_FASTA`,  
`VRNA_FILE_FORMAT_MSA_MAF`, `VRNA_FILE_FORMAT_MSA_DEFAULT`,  
`VRNA_FILE_FORMAT_MSA_NOCHECK`

---

**Note:** After successfully reading an alignment, this function performs a validation of the data that includes uniqueness of the sequence identifiers, and equal sequence lengths. This check can be deactivated by passing `VRNA_FILE_FORMAT_MSA_NOCHECK` in the `options` parameter.

It is the users responsibility to free any memory occupied by the output arguments `names`, `aln`, `id`, and `structure` after calling this function. The function automatically sets the latter two arguments to `NULL` in case no corresponding data could be retrieved from the input alignment.

---

**Parameters**

- **filename** – The name of input file that contains the alignment
- **names** – An address to the pointer where sequence identifiers should be written to



- **aln** – An address to the pointer where aligned sequences should be written to
- **id** – An address to the pointer where the alignment ID should be written to (Maybe NULL)
- **structure** – An address to the pointer where consensus structure information should be written to (Maybe NULL)
- **options** – Options to manipulate the behavior of this function

#### Returns

The number of sequences in the alignment, or -1 if no alignment record could be found

```
int vrna_file_msa_read_record(FILE *fp, char ***names, char ***aln, char **id, char **structure,
                             unsigned int options)
```

*#include <ViennaRNA/io/file\_formats\_msa.h>* Read a multiple sequence alignment from file handle.

Similar to *vrna\_file\_msa\_read()*, this function reads a multiple sequence alignment from an input file handle. Since using a file handle, this function is not limited to the first alignment record, but allows for looping over all alignments within the input.

The read alignment is split into the sequence id/name part and the actual sequence information and stored in memory as arrays of ids/names and sequences. If the alignment file format allows for additional information, such as an ID of the entire alignment or consensus structure information, this data is retrieved as well and made available. The *options* parameter allows to specify the alignment file format used to retrieve the data. A single format must be specified here, see *vrna\_file\_msa\_detect\_format()* for helping to determine the correct MSA file format.

Currently, the list of parsable multiple sequence alignment file formats consists of:

- msa-formats-clustal
- msa-formats-stockholm
- msa-formats-fasta
- msa-formats-maf

#### SWIG Wrapper Notes:

In the target scripting language, only the first and last argument, *fp* and *options*, are passed to the corresponding function. The other arguments, which serve as output in the C-library, are available as additional return values. This function exists as an overloaded version where the *options* parameter may be omitted! In that case, the *options* parameter defaults to *VRNA\_FILE\_FORMAT\_MSA\_STOCKHOLM*. See, e.g. *RNA.file\_msa\_read\_record()* in the *Python API* and *Parsing Alignments* in the Python examples.

#### See also:

*vrna\_file\_msa\_read()*, *vrna\_file\_msa\_detect\_format()*, *VRNA\_FILE\_FORMAT\_MSA\_CLUSTAL*,  
*VRNA\_FILE\_FORMAT\_MSA\_STOCKHOLM*, *VRNA\_FILE\_FORMAT\_MSA\_FASTA*,  
*VRNA\_FILE\_FORMAT\_MSA\_MAF*, *VRNA\_FILE\_FORMAT\_MSA\_DEFAULT*,  
*VRNA\_FILE\_FORMAT\_MSA\_NOCHECK*

---

**Note:** After successfully reading an alignment, this function performs a validation of the data that includes uniqueness of the sequence identifiers, and equal sequence lengths. This check can be deactivated by passing *VRNA\_FILE\_FORMAT\_MSA\_NOCHECK* in the *options* parameter.

It is the users responsibility to free any memory occupied by the output arguments *names*, *aln*, *id*, and *structure* after calling this function. The function automatically sets the latter two arguments to NULL in case no corresponding data could be retrieved from the input alignment.

---

#### Parameters

- **fp** – The file pointer the data will be retrieved from

- **names** – An address to the pointer where sequence identifiers should be written to
- **aln** – An address to the pointer where aligned sequences should be written to
- **id** – An address to the pointer where the alignment ID should be written to (Maybe NULL)
- **structure** – An address to the pointer where consensus structure information should be written to (Maybe NULL)
- **options** – Options to manipulate the behavior of this function

**Returns**

The number of sequences in the alignment, or -1 if no alignment record could be found

unsigned int **vrna\_file\_msa\_detect\_format**(const char \*filename, unsigned int options)

*#include <ViennaRNA/io/file\_formats\_msa.h>* Detect the format of a multiple sequence alignment file.

This function attempts to determine the format of a file that supposedly contains a multiple sequence alignment (MSA). This is useful in cases where a MSA file contains more than a single record and therefore *vrna\_file\_msa\_read()* can not be applied, since it only retrieves the first. Here, one can try to guess the correct file format using this function and then loop over the file, record by record using one of the low-level record retrieval functions for the corresponding MSA file format.

*SWIG Wrapper Notes:*

This function exists as an overloaded version where the **options** parameter may be omitted! In that case, the **options** parameter defaults to *VRNA\_FILE\_FORMAT\_MSA\_DEFAULT*. See, e.g. *RNA.file\_msa\_detect\_format()* in the *Python API*.

**See also:**

*vrna\_file\_msa\_read()*, *vrna\_file\_stockholm\_read\_record()*, *vrna\_file\_clustal\_read\_record()*,  
*vrna\_file\_fasta\_read\_record()*

---

**Note:** This function parses the entire first record within the specified file. As a result, it returns *VRNA\_FILE\_FORMAT\_MSA\_UNKNOWN* not only if it can't detect the file's format, but also in cases where the file doesn't contain sequences!

---

**Parameters**

- **filename** – The name of input file that contains the alignment
- **options** – Options to manipulate the behavior of this function

**Returns**

The MSA file format, or *VRNA\_FILE\_FORMAT\_MSA\_UNKNOWN*

int **vrna\_file\_msa\_write**(const char \*filename, const char \*\*names, const char \*\*aln, const char \*id,  
const char \*structure, const char \*source, unsigned int options)

*#include <ViennaRNA/io/file\_formats\_msa.h>* Write multiple sequence alignment file.

*SWIG Wrapper Notes:*

In the target scripting language, this function exists as a set of overloaded versions, where the last four parameters may be omitted. If the **options** parameter is missing the options default to (*VRNA\_FILE\_FORMAT\_MSA\_STOCKHOLM* | *VRNA\_FILE\_FORMAT\_MSA\_APPEND*). See, e.g. *RNA.file\_msa\_write()* in the *Python API*.

**See also:**

*VRNA\_FILE\_FORMAT\_MSA\_STOCKHOLM*, *VRNA\_FILE\_FORMAT\_MSA\_APPEND*,  
*VRNA\_FILE\_FORMAT\_MSA\_MIS*

---

**Note:** Currently, we only support msa-formats-stockholm output

---

**Parameters**

- **filename** – The output filename
- **names** – The array of sequence names / identifies
- **aln** – The array of aligned sequences
- **id** – An optional ID for the alignment
- **structure** – An optional consensus structure
- **source** – A string describing the source of the alignment
- **options** – Options to manipulate the behavior of this function

**Returns**

Non-null upon successfully writing the alignment to file

**Command Files**

Functions to parse and interpret the content of constraint-formats-file.

**Defines****VRNA\_CMD\_PARSE\_HC**

*#include* <ViennaRNA/commands.h> Command parse/apply flag indicating hard constraints.

**See also:**

*vrna\_cmd\_t*, *vrna\_file\_commands\_read()*, *vrna\_file\_commands\_apply()*, *vrna\_commands\_apply()*

**VRNA\_CMD\_PARSE\_SC**

*#include* <ViennaRNA/commands.h> Command parse/apply flag indicating soft constraints.

**See also:**

*vrna\_cmd\_t*, *vrna\_file\_commands\_read()*, *vrna\_file\_commands\_apply()*, *vrna\_commands\_apply()*

**VRNA\_CMD\_PARSE\_UD**

*#include* <ViennaRNA/commands.h> Command parse/apply flag indicating unstructured domains.

**See also:**

*vrna\_cmd\_t*, *vrna\_file\_commands\_read()*, *vrna\_file\_commands\_apply()*, *vrna\_commands\_apply()*

**VRNA\_CMD\_PARSE\_SD**

*#include* <ViennaRNA/commands.h> Command parse/apply flag indicating structured domains.

**See also:**

*vrna\_cmd\_t*, *vrna\_file\_commands\_read()*, *vrna\_file\_commands\_apply()*, *vrna\_commands\_apply()*

**VRNA\_CMD\_PARSE\_DEFAULTS**

*#include* <ViennaRNA/commands.h> Command parse/apply flag indicating default set of commands.

**See also:**

*vrna\_cmd\_t*, *vrna\_file\_commands\_read()*, *vrna\_file\_commands\_apply()*, *vrna\_commands\_apply()*

**VRNA\_CMD\_PARSE\_SILENT**

*#include* <ViennaRNA/commands.h>

**Typedefs**

typedef struct vrna\_command\_s **\*vrna\_cmd\_t**

*#include* <ViennaRNA/commands.h> A data structure that contains commands.

**Functions**

*vrna\_cmd\_t* **vrna\_file\_commands\_read**(const char \*filename, unsigned int options)

*#include* <ViennaRNA/commands.h> Extract a list of commands from a command file.

Read a list of commands specified in the input file and return them as list of abstract commands

*SWIG Wrapper Notes:*

This function is available as global function `file_commands_read()`. See, e.g. [RNA.file\\_commands\\_read\(\)](#) in the *Python API*.

**See also:**

*vrna\_commands\_apply()*, *vrna\_file\_commands\_apply()*, *vrna\_commands\_free()*

**Parameters**

- **filename** – The filename
- **options** – Options to limit the type of commands read from the file

**Returns**

A list of abstract commands

int **vrna\_file\_commands\_apply**(*vrna\_fold\_compound\_t* \*fc, const char \*filename, unsigned int options)

*#include* <ViennaRNA/commands.h> Apply a list of commands from a command file.

This function is a shortcut to directly parse a commands file and apply all successfully parsed commands to a *vrna\_fold\_compound\_t* data structure. It is the same as:

```

int          r;
struct vrna_command_s *cmds;

cmds = vrna_file_commands_read(filename, options);
r    = vrna_commands_apply(vc, cmds, options);

vrna_commands_free(cmds);

return r;

```

*SWIG Wrapper Notes:*

This function is attached as method `file_commands_apply()` to objects of type `fold_compound`. See, e.g. `RNA.fold_compound.file_commands_apply()` in the *Python API*.

**Parameters**

- **fc** – The `vrna_fold_compound_t` the command list will be applied to
- **filename** – The filename
- **options** – Options to limit the type of commands read from the file

**Returns**

The number of commands successfully applied

```
int vrna_commands_apply(vrna_fold_compound_t *fc, vrna_cmd_t commands, unsigned int options)
#include <ViennaRNA/commands.h> Apply a list of commands to a vrna_fold_compound_t.
```

*SWIG Wrapper Notes:*

This function is attached as method `commands_apply()` to objects of type `fold_compound`. See, e.g. `RNA.fold_compound.commands_apply()` in the *Python API*.

**Parameters**

- **fc** – The `vrna_fold_compound_t` the command list will be applied to
- **commands** – The commands to apply
- **options** – Options to limit the type of commands read from the file

**Returns**

The number of commands successfully applied

```
void vrna_commands_free(vrna_cmd_t commands)
#include <ViennaRNA/commands.h> Free memory occupied by a list of commands.
```

Release memory occupied by a list of commands

**Parameters**

- **commands** – A pointer to a list of commands

## Functions

float **\*\*get\_ribosum**(const char \*\*Aseq, int n\_seq, int length)  
*#include <ViennaRNA/ribo.h>* Retrieve a RiboSum Scoring Matrix for a given Alignment.

float **\*\*readribosum**(char \*name)  
*#include <ViennaRNA/ribo.h>* Read a RiboSum or other user-defined Scoring Matrix and Store into global Memory.

void **vrna\_file\_copy**(FILE \*from, FILE \*to)  
*#include <ViennaRNA/io/utills.h>* Inefficient cp.

char **\*vrna\_read\_line**(FILE \*fp)  
*#include <ViennaRNA/io/utills.h>* Read a line of arbitrary length from a stream.

Returns a pointer to the resulting string. The necessary memory is allocated and should be released using *free()* when the string is no longer needed.

### Parameters

- **fp** – A file pointer to the stream where the function should read from

### Returns

A pointer to the resulting string

int **vrna\_mkdir\_p**(const char \*path)  
*#include <ViennaRNA/io/utills.h>* Recursively create a directory tree.

char **\*vrna\_basename**(const char \*path)  
*#include <ViennaRNA/io/utills.h>* Extract the filename from a file path.

char **\*vrna\_dirname**(const char \*path)  
*#include <ViennaRNA/io/utills.h>* Extract the directory part of a file path.

char **\*vrna\_filename\_sanitize**(const char \*name, const char \*replacement)  
*#include <ViennaRNA/io/utills.h>* Sanitize a file name.

Returns a new file name where all invalid characters are substituted by a replacement character. If no replacement character is supplied, invalid characters are simply removed from the filename. File names may also never exceed a length of 255 characters. Longer file names will undergo a ‘smart’ truncation process, where the filenames suffix, i.e. everything after the last dot ‘.’, is attempted to be kept intact. Hence, only the filename part before the suffix is reduced in such a way that the total filename complies to the length restriction of 255 characters. If no suffix is present or the suffix itself already exceeds the maximum length, the filename is simply truncated from the back of the string.

For now we consider the following characters invalid:

- backslash ‘\’
- slash ‘/’
- question mark ‘?’
- percent sign ‘%’
- asterisk ‘\*’
- colon ‘:’
- pipe symbol ‘|’
- double quote ‘”’
- triangular brackets ‘<’ and ‘>’

Furthermore, the (resulting) file name must not be a reserved file name, such as:

- ‘.’

- ‘.’

---

**Note:** This function allocates a new block of memory for the sanitized string. It also may return (a) NULL if the input is pointing to NULL, or (b) an empty string if the input only consists of invalid characters which are simply removed!

---

#### Parameters

- **name** – The input file name
- **replacement** – The replacement character, or NULL

#### Returns

The sanitized file name, or NULL

int **vrna\_file\_exists**(const char \*filename)

*#include <ViennaRNA/io/utls.h>* Check if a file already exists in the file system.

#### Parameters

- **filename** – The name of (path to) the file to check for existence

#### Returns

0 if it doesn't exist, 1 otherwise

## 7.14.6 Plotting

Functions for Creating Secondary Structure Plots, Dot-Plots, and more.

### Layouts and Coordinates

Functions to compute coordinate layouts for secondary structure plots.

#### Defines

##### **VRNA\_PLOT\_TYPE\_SIMPLE**

*#include <ViennaRNA/plotting/layouts.h>* Definition of Plot type *simple*

This is the plot type definition for several RNA structure plotting functions telling them to use **Simple** plotting algorithm

#### See also:

*rna\_plot\_type*, *vrna\_file\_PS\_rnaplot\_a()*, *vrna\_file\_PS\_rnaplot()*, *svg\_rna\_plot()*, *gmlRNA()*, *ssv\_rna\_plot()*, *xrna\_plot()*

##### **VRNA\_PLOT\_TYPE\_NAVIEW**

*#include <ViennaRNA/plotting/layouts.h>* Definition of Plot type *Naview*

This is the plot type definition for several RNA structure plotting functions telling them to use **Naview** plotting algorithm [Brucoleri and Heinrich, 1988].

**See also:**

*rna\_plot\_type*, *vrna\_file\_PS\_rnaplot\_a()*, *vrna\_file\_PS\_rnaplot()*, *svg\_rna\_plot()*, *gmlRNA()*, *ssv\_rna\_plot()*, *xrna\_plot()*

**VRNA\_PLOT\_TYPE\_CIRCULAR**

*#include* <ViennaRNA/plotting/layouts.h> Definition of Plot type *Circular*

This is the plot type definition for several RNA structure plotting functions telling them to produce a **Circular plot**

**See also:**

*rna\_plot\_type*, *vrna\_file\_PS\_rnaplot\_a()*, *vrna\_file\_PS\_rnaplot()*, *svg\_rna\_plot()*, *gmlRNA()*, *ssv\_rna\_plot()*, *xrna\_plot()*

**VRNA\_PLOT\_TYPE\_TURTLE**

*#include* <ViennaRNA/plotting/layouts.h> Definition of Plot type *Turtle* [Wiegrefte *et al.*, 2019] .

**VRNA\_PLOT\_TYPE\_PUZZLER**

*#include* <ViennaRNA/plotting/layouts.h> Definition of Plot type *RNApuzzler* [Wiegrefte *et al.*, 2019]

**VRNA\_PLOT\_TYPE\_DEFAULT**

*#include* <ViennaRNA/plotting/layouts.h>

**Typedefs**

typedef struct *vrna\_plot\_layout\_s* **vrna\_plot\_layout\_t**

*#include* <ViennaRNA/plotting/layouts.h> RNA secondary structure figure layout.

**See also:**

*vrna\_plot\_layout()*, *vrna\_plot\_layout\_free()*, *vrna\_plot\_layout\_simple()*, *vrna\_plot\_layout\_circular()*, *vrna\_plot\_layout\_navview()*, *vrna\_plot\_layout\_turtle()*, *vrna\_plot\_layout\_puzzler()*

**Functions**

*vrna\_plot\_layout\_t* \***vrna\_plot\_layout**(const char \*structure, unsigned int plot\_type)

*#include* <ViennaRNA/plotting/layouts.h> Create a layout (coordinates, etc.) for a secondary structure plot.

This function can be used to create a secondary structure nucleotide layout that is then further processed by an actual plotting function. The layout algorithm can be specified using the `plot_type` parameter, and the following algorithms are currently supported:

- *VRNA\_PLOT\_TYPE\_SIMPLE*
- *VRNA\_PLOT\_TYPE\_NAVIEW*
- *VRNA\_PLOT\_TYPE\_CIRCULAR*
- *VRNA\_PLOT\_TYPE\_TURTLE*
- *VRNA\_PLOT\_TYPE\_PUZZLER*



Passing an unsupported selection leads to the default algorithm `VRNA_PLOT_TYPE_NAVIEW`

**See also:**

`vrna_plot_layout_free()`, `vrna_plot_layout_simple()`, `vrna_plot_layout_naview()`,  
`vrna_plot_layout_circular()`, `vrna_plot_layout_turtle()`, `vrna_plot_layout_puzzler()`,  
`vrna_plot_coords()`, `vrna_file_PS_rnaplot_layout()`

---

**Note:** If only X-Y coordinates of the corresponding structure layout are required, consider using `vrna_plot_coords()` instead!

---

**Parameters**

- **structure** – The secondary structure in dot-bracket notation
- **plot\_type** – The layout algorithm to be used

**Returns**

The layout data structure for the provided secondary structure

`vrna_plot_layout_t *vrna_plot_layout_simple(const char *structure)`

`#include <ViennaRNA/plotting/layouts.h>` Create a layout (coordinates, etc.) for a *simple* secondary structure plot.

This function basically is a wrapper to `vrna_plot_layout()` that passes the `plot_type VRNA_PLOT_TYPE_SIMPLE`.

**See also:**

`vrna_plot_layout_free()`, `vrna_plot_layout()`, `vrna_plot_layout_naview()`,  
`vrna_plot_layout_circular()`, `vrna_plot_layout_turtle()`, `vrna_plot_layout_puzzler()`,  
`vrna_plot_coords_simple()`, `vrna_file_PS_rnaplot_layout()`

---

**Note:** If only X-Y coordinates of the corresponding structure layout are required, consider using `vrna_plot_coords_simple()` instead!

---

**Parameters**

- **structure** – The secondary structure in dot-bracket notation

**Returns**

The layout data structure for the provided secondary structure

`vrna_plot_layout_t *vrna_plot_layout_circular(const char *structure)`

`#include <ViennaRNA/plotting/layouts.h>` Create a layout (coordinates, etc.) for a *circular* secondary structure plot.

This function basically is a wrapper to `vrna_plot_layout()` that passes the `plot_type VRNA_PLOT_TYPE_CIRCULAR`.

**See also:**

`vrna_plot_layout_free()`, `vrna_plot_layout()`, `vrna_plot_layout_naview()`, `vrna_plot_layout_simple()`,  
`vrna_plot_layout_turtle()`, `vrna_plot_layout_puzzler()`, `vrna_plot_coords_circular()`,  
`vrna_file_PS_rnaplot_layout()`

---

**Note:** If only X-Y coordinates of the corresponding structure layout are required, consider using `vrna_plot_coords_circular()` instead!

---

#### Parameters

- **structure** – The secondary structure in dot-bracket notation

#### Returns

The layout data structure for the provided secondary structure

`vrna_plot_layout_t *vrna_plot_layout_turtle(const char *structure)`

`#include <ViennaRNA/plotting/layouts.h>` Create a layout (coordinates, etc.) for a secondary structure plot using the *Turtle Algorithm* [Wiegrefe *et al.*, 2019].

This function basically is a wrapper to `vrna_plot_layout()` that passes the `plot_type` `VRNA_PLOT_TYPE_TURTLE`.

#### See also:

`vrna_plot_layout_free()`, `vrna_plot_layout()`, `vrna_plot_layout_simple()`, `vrna_plot_layout_circular()`, `vrna_plot_layout_navview()`, `vrna_plot_layout_puzzler()`, `vrna_plot_coords_turtle()`, `vrna_file_PS_rnaplot_layout()`

---

**Note:** If only X-Y coordinates of the corresponding structure layout are required, consider using `vrna_plot_coords_turtle()` instead!

---

#### Parameters

- **structure** – The secondary structure in dot-bracket notation

#### Returns

The layout data structure for the provided secondary structure

`vrna_plot_layout_t *vrna_plot_layout_puzzler(const char *structure, vrna_plot_options_puzzler_t *options)`

`#include <ViennaRNA/plotting/layouts.h>` Create a layout (coordinates, etc.) for a secondary structure plot using the *RNApuzzler Algorithm* [Wiegrefe *et al.*, 2019].

This function basically is a wrapper to `vrna_plot_layout()` that passes the `plot_type` `VRNA_PLOT_TYPE_PUZZLER`.

#### See also:

`vrna_plot_layout_free()`, `vrna_plot_layout()`, `vrna_plot_layout_simple()`, `vrna_plot_layout_circular()`, `vrna_plot_layout_navview()`, `vrna_plot_layout_turtle()`, `vrna_plot_coords_puzzler()`, `vrna_file_PS_rnaplot_layout()`

---

**Note:** If only X-Y coordinates of the corresponding structure layout are required, consider using `vrna_plot_coords_puzzler()` instead!

---

#### Parameters

- **structure** – The secondary structure in dot-bracket notation

#### Returns

The layout data structure for the provided secondary structure

void **vrna\_plot\_layout\_free**(vrna\_plot\_layout\_t \*layout)

#include <ViennaRNA/plotting/layouts.h> Free memory occupied by a figure layout data structure.

**See also:**

*vrna\_plot\_layout\_t*, *vrna\_plot\_layout()*, *vrna\_plot\_layout\_simple()*, *vrna\_plot\_layout\_circular()*,  
*vrna\_plot\_layout\_navview()*, *vrna\_plot\_layout\_turtle()*, *vrna\_plot\_layout\_puzzler()*,  
*vrna\_file\_PS\_rnaplot\_layout()*

**Parameters**

- **layout** – The layout data structure to free

int **vrna\_plot\_coords**(const char \*structure, float \*\*x, float \*\*y, int plot\_type)

#include <ViennaRNA/plotting/layouts.h> Compute nucleotide coordinates for secondary structure plot.

This function takes a secondary structure and computes X-Y coordinates for each nucleotide that then can be used to create a structure plot. The parameter `plot_type` is used to select the underlying layout algorithm. Currently, the following selections are provided:

- *VRNA\_PLOT\_TYPE\_SIMPLE*
- *VRNA\_PLOT\_TYPE\_NAVIEW*
- *VRNA\_PLOT\_TYPE\_CIRCULAR*
- *VRNA\_PLOT\_TYPE\_TURTLE*
- *VRNA\_PLOT\_TYPE\_PUZZLER*

Passing an unsupported selection leads to the default algorithm *VRNA\_PLOT\_TYPE\_NAVIEW*

Here is a simple example how to use this function, assuming variable `structure` contains a valid dot-bracket string:

```
float *x, *y;

if (vrna_plot_coords(structure, &x, &y)) {
    printf("all fine");
} else {
    printf("some failure occured!");
}

free(x);
free(y);
```

**See also:**

*vrna\_plot\_coords\_pt()*, *vrna\_plot\_coords\_simple()*, *vrna\_plot\_coords\_navview()*  
*vrna\_plot\_coords\_circular()*, *vrna\_plot\_coords\_turtle()*, *vrna\_plot\_coords\_puzzler()*

---

**Note:** On success, this function allocates memory for X and Y coordinates and assigns the pointers at addressess `x` and `y` to the corresponding memory locations. It's the users responsibility to cleanup this memory after usage!

---

**Parameters**

- **structure** – The secondary structure in dot-bracket notation

- **x** – [inout] The address of a pointer of X coordinates (pointer will point to memory, or NULL on failure)
- **y** – [inout] The address of a pointer of Y coordinates (pointer will point to memory, or NULL on failure)
- **plot\_type** – The layout algorithm to be used

**Returns**

The length of the structure on success, 0 otherwise

int **vrna\_plot\_coords\_pt**(const short \*pt, float \*\*x, float \*\*y, int plot\_type)

*#include <ViennaRNA/plotting/layouts.h>* Compute nucleotide coordinates for secondary structure plot.

Same as *vrna\_plot\_coords()* but takes a pair table with the structure information as input.

**See also:**

*vrna\_plot\_coords()*, *vrna\_plot\_coords\_simple\_pt()*, *vrna\_plot\_coords\_naview\_pt()*  
*vrna\_plot\_coords\_circular\_pt()*, *vrna\_plot\_coords\_turtle\_pt()*, *vrna\_plot\_coords\_puzzler\_pt()*

---

**Note:** On success, this function allocates memory for X and Y coordinates and assigns the pointers at addresses x and y to the corresponding memory locations. It's the users responsibility to cleanup this memory after usage!

---

**Parameters**

- **pt** – The pair table that holds the secondary structure
- **x** – [inout] The address of a pointer of X coordinates (pointer will point to memory, or NULL on failure)
- **y** – [inout] The address of a pointer of Y coordinates (pointer will point to memory, or NULL on failure)
- **plot\_type** – The layout algorithm to be used

**Returns**

The length of the structure on success, 0 otherwise

int **vrna\_plot\_coords\_simple**(const char \*structure, float \*\*x, float \*\*y)

*#include <ViennaRNA/plotting/layouts.h>* Compute nucleotide coordinates for secondary structure plot the *Simple way*

This function basically is a wrapper to *vrna\_plot\_coords()* that passes the *plot\_type VRNA\_PLOT\_TYPE\_SIMPLE*.

Here is a simple example how to use this function, assuming variable *structure* contains a valid dot-bracket string:

```
float *x, *y;

if (vrna_plot_coords_simple(structure, &x, &y)) {
    printf("all fine");
} else {
    printf("some failure occured!");
}

free(x);
free(y);
```

**See also:**

`vrna_plot_coords()`, `vrna_plot_coords_simple_pt()`, `vrna_plot_coords_circular()`,  
`vrna_plot_coords_naview()`, `vrna_plot_coords_turtle()`, `vrna_plot_coords_puzzler()`

---

**Note:** On success, this function allocates memory for X and Y coordinates and assigns the pointers at addresses `x` and `y` to the corresponding memory locations. It's the users responsibility to cleanup this memory after usage!

---

**Parameters**

- **structure** – The secondary structure in dot-bracket notation
- **x** – **[inout]** The address of a pointer of X coordinates (pointer will point to memory, or NULL on failure)
- **y** – **[inout]** The address of a pointer of Y coordinates (pointer will point to memory, or NULL on failure)

**Returns**

The length of the structure on success, 0 otherwise

int `vrna_plot_coords_simple_pt`(const short \*pt, float \*\*x, float \*\*y)

`#include <ViennaRNA/plotting/layouts.h>` Compute nucleotide coordinates for secondary structure plot the *Simple* way

Same as `vrna_plot_coords_simple()` but takes a pair table with the structure information as input.

**See also:**

`vrna_plot_coords_pt()`, `vrna_plot_coords_simple()`, `vrna_plot_coords_circular_pt()`,  
`vrna_plot_coords_naview_pt()`, `vrna_plot_coords_turtle_pt()`, `vrna_plot_coords_puzzler_pt()`

---

**Note:** On success, this function allocates memory for X and Y coordinates and assigns the pointers at addresses `x` and `y` to the corresponding memory locations. It's the users responsibility to cleanup this memory after usage!

---

**Parameters**

- **pt** – The pair table that holds the secondary structure
- **x** – **[inout]** The address of a pointer of X coordinates (pointer will point to memory, or NULL on failure)
- **y** – **[inout]** The address of a pointer of Y coordinates (pointer will point to memory, or NULL on failure)

**Returns**

The length of the structure on success, 0 otherwise

int `vrna_plot_coords_circular`(const char \*structure, float \*\*x, float \*\*y)

`#include <ViennaRNA/plotting/layouts.h>` Compute coordinates of nucleotides mapped in equal distances onto a unit circle.

This function basically is a wrapper to `vrna_plot_coords()` that passes the `plot_type` `VRNA_PLOT_TYPE_CIRCULAR`.

In order to draw nice arcs using quadratic bezier curves that connect base pairs one may calculate a second tangential point  $P^t$  in addition to the actual  $R^2$  coordinates. the simplest way to do so may be

to compute a radius scaling factor  $rs$  in the interval  $[0, 1]$  that weights the proportion of base pair span to the actual length of the sequence. This scaling factor can then be used to calculate the coordinates for  $P^t$ , i.e.

$$P_x^t[i] = X[i] * rs$$

and

$$P_y^t[i] = Y[i] * rs$$

**See also:**

`vrna_plot_coords()`, `vrna_plot_coords_circular_pt()`, `vrna_plot_coords_simple()`,  
`vrna_plot_coords_naview()`, `vrna_plot_coords_turtle()`, `vrna_plot_coords_puzzler()`

---

**Note:** On success, this function allocates memory for X and Y coordinates and assigns the pointers at addresses `x` and `y` to the corresponding memory locations. It's the users responsibility to cleanup this memory after usage!

---

#### Parameters

- **structure** – The secondary structure in dot-bracket notation
- **x** – [inout] The address of a pointer of X coordinates (pointer will point to memory, or NULL on failure)
- **y** – [inout] The address of a pointer of Y coordinates (pointer will point to memory, or NULL on failure)

#### Returns

The length of the structure on success, 0 otherwise

int **vrna\_plot\_coords\_circular\_pt**(const short \*pt, float \*\*x, float \*\*y)

`#include <ViennaRNA/plotting/layouts.h>` Compute nucleotide coordinates for a *Circular Plot*

Same as `vrna_plot_coords_circular()` but takes a pair table with the structure information as input.

**See also:**

`vrna_plot_coords_pt()`, `vrna_plot_coords_circular()`, `vrna_plot_coords_simple_pt()`,  
`vrna_plot_coords_naview_pt()`, `vrna_plot_coords_turtle_pt()`, `vrna_plot_coords_puzzler_pt()`

---

**Note:** On success, this function allocates memory for X and Y coordinates and assigns the pointers at addresses `x` and `y` to the corresponding memory locations. It's the users responsibility to cleanup this memory after usage!

---

#### Parameters

- **pt** – The pair table that holds the secondary structure
- **x** – [inout] The address of a pointer of X coordinates (pointer will point to memory, or NULL on failure)

- **y** – [inout] The address of a pointer of Y coordinates (pointer will point to memory, or NULL on failure)

#### Returns

The length of the structure on success, 0 otherwise

```
int vrna_plot_coords_puzzler(const char *structure, float **x, float **y, double **arc_coords,
                             vrna_plot_options_puzzler_t *options)
```

*#include <ViennaRNA/plotting/RNApuzzler/RNApuzzler.h>* Compute nucleotide coordinates for secondary structure plot using the *RNApuzzler* algorithm [Wiegreffe *et al.*, 2019].

This function basically is a wrapper to *vrna\_plot\_coords()* that passes the *plot\_type* *VRNA\_PLOT\_TYPE\_PUZZLER*.

Here is a simple example how to use this function, assuming variable *structure* contains a valid dot-bracket string and using the default options (*options* = NULL):

```
float *x, *y;
double *arcs;

if (vrna_plot_coords_puzzler(structure, &x, &y, &arcs, NULL)) {
    printf("all fine");
} else {
    printf("some failure occured!");
}

free(x);
free(y);
free(arcs);
```

#### See also:

*vrna\_plot\_coords()*, *vrna\_plot\_coords\_puzzler\_pt()*, *vrna\_plot\_coords\_circular()*,  
*vrna\_plot\_coords\_simple()*, *vrna\_plot\_coords\_turtle()*, *vrna\_plot\_coords\_navview()*,  
*vrna\_plot\_options\_puzzler()*

---

**Note:** On success, this function allocates memory for X, Y and arc coordinates and assigns the pointers at addresses *x*, *y* and *arc\_coords* to the corresponding memory locations. It's the users responsibility to cleanup this memory after usage!

---

#### Parameters

- **structure** – The secondary structure in dot-bracket notation
- **x** – [inout] The address of a pointer of X coordinates (pointer will point to memory, or NULL on failure)
- **y** – [inout] The address of a pointer of Y coordinates (pointer will point to memory, or NULL on failure)
- **arc\_coords** – [inout] The address of a pointer that will hold arc coordinates (pointer will point to memory, or NULL on failure)
- **options** – The options for the *RNApuzzler* algorithm (or NULL)

#### Returns

The length of the structure on success, 0 otherwise

int **vrna\_plot\_coords\_puzzler\_pt** (short const \*const pair\_table, float \*\*x, float \*\*y, double \*\*arc\_coords, *vrna\_plot\_options\_puzzler\_t* \*puzzler)

*#include <ViennaRNA/plotting/RNApuzzler/RNApuzzler.h>* Compute nucleotide coordinates for secondary structure plot using the *RNApuzzler* algorithm [Wiegreffe *et al.*, 2019].

Same as *vrna\_plot\_coords\_puzzler()* but takes a pair table with the structure information as input.

**See also:**

*vrna\_plot\_coords\_pt()*, *vrna\_plot\_coords\_puzzler()*, *vrna\_plot\_coords\_circular\_pt()*,  
*vrna\_plot\_coords\_simple\_pt()*, *vrna\_plot\_coords\_turtle\_pt()*, *vrna\_plot\_coords\_navview\_pt()*

---

**Note:** On success, this function allocates memory for X, Y and arc coordinates and assigns the pointers at addresses *x*, *y* and *arc\_coords* to the corresponding memory locations. It's the users responsibility to cleanup this memory after usage!

---

**Parameters**

- **pt** – The pair table that holds the secondary structure
- **x** – **[inout]** The address of a pointer of X coordinates (pointer will point to memory, or NULL on failure)
- **y** – **[inout]** The address of a pointer of Y coordinates (pointer will point to memory, or NULL on failure)
- **arc\_coords** – **[inout]** The address of a pointer that will hold arc coordinates (pointer will point to memory, or NULL on failure)
- **options** – The options for the *RNApuzzler* algorithm (or NULL)

**Returns**

The length of the structure on success, 0 otherwise

*vrna\_plot\_options\_puzzler\_t* \***vrna\_plot\_options\_puzzler**(void)

*#include <ViennaRNA/plotting/RNApuzzler/RNApuzzler.h>* Create an *RNApuzzler* options data structure.

**See also:**

*vrna\_plot\_options\_puzzler\_free()*, *vrna\_plot\_coords\_puzzler()*, *vrna\_plot\_coords\_puzzler\_pt()*,  
*vrna\_plot\_layout\_puzzler()*

**Returns**

An *RNApuzzler* options data structure with default settings

void **vrna\_plot\_options\_puzzler\_free**(*vrna\_plot\_options\_puzzler\_t* \*options)

*#include <ViennaRNA/plotting/RNApuzzler/RNApuzzler.h>* Free memory occupied by an *RNApuzzler* options data structure.

**See also:**

*vrna\_plot\_options\_puzzler()*, *vrna\_plot\_coords\_puzzler()*, *vrna\_plot\_coords\_puzzler\_pt()*,  
*vrna\_plot\_layout\_puzzler()*

**Parameters**

- **options** – A pointer to the options data structure to free



int **vrna\_plot\_coords\_turtle**(const char \*structure, float \*\*x, float \*\*y, double \*\*arc\_coords)

*#include <ViennaRNA/plotting/RNApuzzler/RNAturtle.h>* Compute nucleotide coordinates for secondary structure plot using the *RNAturtle* algorithm [Wiegrefte *et al.*, 2019].

This function basically is a wrapper to *vrna\_plot\_coords()* that passes the *plot\_type* *VRNA\_PLOT\_TYPE\_TURTLE*.

Here is a simple example how to use this function, assuming variable *structure* contains a valid dot-bracket string:

```
float *x, *y;
double *arcs;

if (vrna_plot_coords_turtle(structure, &x, &y, &arcs)) {
    printf("all fine");
} else {
    printf("some failure occured!");
}

free(x);
free(y);
free(arcs);
```

**See also:**

*vrna\_plot\_coords()*, *vrna\_plot\_coords\_turtle\_pt()*, *vrna\_plot\_coords\_circular()*,  
*vrna\_plot\_coords\_simple()*, *vrna\_plot\_coords\_naview()*, *vrna\_plot\_coords\_puzzler()*

**Note:** On success, this function allocates memory for X, Y and arc coordinates and assigns the pointers at addressess *x*, *y* and *arc\_coords* to the corresponding memory locations. It's the users responsibility to cleanup this memory after usage!

### Parameters

- **structure** – The secondary structure in dot-bracket notation
- **x** – **[inout]** The address of a pointer of X coordinates (pointer will point to memory, or NULL on failure)
- **y** – **[inout]** The address of a pointer of Y coordinates (pointer will point to memory, or NULL on failure)
- **arc\_coords** – **[inout]** The address of a pointer that will hold arc coordinates (pointer will point to memory, or NULL on failure)

### Returns

The length of the structure on success, 0 otherwise

int **vrna\_plot\_coords\_turtle\_pt**(short const \*const pair\_table, float \*\*x, float \*\*y, double \*\*arc\_coords)

*#include <ViennaRNA/plotting/RNApuzzler/RNAturtle.h>* Compute nucleotide coordinates for secondary structure plot using the *RNAturtle* algorithm [Wiegrefte *et al.*, 2019].

Same as *vrna\_plot\_coords\_turtle()* but takes a pair table with the structure information as input.

**See also:**

*vrna\_plot\_coords\_pt()*, *vrna\_plot\_coords\_turtle\_pt()*, *vrna\_plot\_coords\_circular\_pt()*,  
*vrna\_plot\_coords\_simple\_pt()*, *vrna\_plot\_coords\_puzzler\_pt()*, *vrna\_plot\_coords\_naview\_pt()*

---

**Note:** On success, this function allocates memory for X, Y and arc coordinates and assigns the pointers at addresses `x`, `y` and `arc_coords` to the corresponding memory locations. It's the users responsibility to cleanup this memory after usage!

---

#### Parameters

- **pt** – The pair table that holds the secondary structure
- **x** – **[inout]** The address of a pointer of X coordinates (pointer will point to memory, or NULL on failure)
- **y** – **[inout]** The address of a pointer of Y coordinates (pointer will point to memory, or NULL on failure)
- **arc\_coords** – **[inout]** The address of a pointer that will hold arc coordinates (pointer will point to memory, or NULL on failure)

#### Returns

The length of the structure on success, 0 otherwise

```
struct vrna_plot_layout_s
```

#### Public Members

unsigned int **length**

float \***x**

float \***y**

double \***arcs**

int **bbox**[4]

```
struct vrna_plot_options_puzzler_t
```

*#include <ViennaRNA/plotting/RNApuzzler/RNApuzzler.h>* Options data structure for RNApuzzler algorithm implementation.

#### Public Members

short **drawArcs**

double **paired**

double **unpaired**

short **checkAncestorIntersections**

short **checkSiblingIntersections**

```

short checkExteriorIntersections

short allowFlipping

short optimize

int maximumNumberOfConfigChangesAllowed

char *config

const char *filename

int numberOfChangesAppliedToConfig

int psNumber

```

## Annotation

Functions to generate annotations for secondary structure plots, dot-plots, and others.

## Functions

```

char **vrna_annotate_covar_db(const char **alignment, const char *structure, vrna_md_t *md_p)
    #include <ViennaRNA/plotting/utils.h> Produce covariance annotation for an alignment given a sec-
    ondary structure.

char **vrna_annotate_covar_db_extended(const char **alignment, const char *structure, vrna_md_t
    *md_p, unsigned int options)

    #include <ViennaRNA/plotting/utils.h>

vrna_cpair_t *vrna_annotate_covar_pairs(const char **alignment, vrna_ep_t *pl, vrna_ep_t *mfel,
    double threshold, vrna_md_t *md)

    #include <ViennaRNA/plotting/utils.h> Produce covariance annotation for an alignment given a set of
    base pairs.

```

## Pair Probability Plots

Functions related to plotting of probabilities, such as dot-plots.

## Defines

### **VRNA\_PLOT\_PROBABILITIES\_BP**

*#include* <ViennaRNA/plotting/probabilities.h> Option flag for base pair probabilities in probability plot output functions.

### **VRNA\_PLOT\_PROBABILITIES\_ACC**

*#include* <ViennaRNA/plotting/probabilities.h> Option flag for accessibilities in probability plot output functions.

### **VRNA\_PLOT\_PROBABILITIES\_UD**

*#include* <ViennaRNA/plotting/probabilities.h> Option flag for unstructured domain probabilities in probability plot output functions.

### **VRNA\_PLOT\_PROBABILITIES\_UD\_LIN**

*#include* <ViennaRNA/plotting/probabilities.h> Option flag for unstructured domain probabilities (linear representation) in probability plot output functions.

### **VRNA\_PLOT\_PROBABILITIES\_SD**

*#include* <ViennaRNA/plotting/probabilities.h> Option flag for structured domain probabilities (such as G-quadruplexes) in probability plot output functions.

### **VRNA\_PLOT\_PROBABILITIES\_SC\_MOTIF**

*#include* <ViennaRNA/plotting/probabilities.h> Option flag for soft-constraint motif probabilities in probability plot output functions.

### **VRNA\_PLOT\_PROBABILITIES\_SC\_UP**

*#include* <ViennaRNA/plotting/probabilities.h>

### **VRNA\_PLOT\_PROBABILITIES\_SC\_BP**

*#include* <ViennaRNA/plotting/probabilities.h>

### **VRNA\_PLOT\_PROBABILITIES\_DEFAULT**

*#include* <ViennaRNA/plotting/probabilities.h> Default option flag for probability plot output functions.

Default output includes actual base pair probabilities (*VRNA\_PLOT\_PROBABILITIES\_BP*), structured domain probabilities such as G-quadruplexes (*VRNA\_PLOT\_PROBABILITIES\_SD*), probabilities obtained from soft-constraint motif implementation (*VRNA\_PLOT\_PROBABILITIES\_SC\_MOTIF*), and unstructured domain probabilities (*VRNA\_PLOT\_PROBABILITIES\_UD\_LIN*).

#### **See also:**

*vrna\_plot\_dp\_EPS()*

## Functions

int **vrna\_plot\_dp\_EPS**(const char \*filename, const char \*sequence, *vrna\_ep\_t* \*upper, *vrna\_ep\_t* \*lower, *vrna\_dotplot\_auxdata\_t* \*auxdata, unsigned int options)

*#include <ViennaRNA/plotting/probabilities.h>* Produce an encapsulate PostScript (EPS) dot-plot from one or two lists of base pair probabilities.

This function reads two *vrna\_ep\_t* lists **upper** and **lower** (e.g. base pair probabilities and a secondary structure) and produces an EPS “dot plot” with filename 'filename' where data from **upper** is placed in the upper-triangular and data from **lower** is placed in the lower triangular part of the matrix.

For default output, provide the flag *VRNA\_PLOT\_PROBABILITIES\_DEFAULT* as options parameter.

### *SWIG Wrapper Notes:*

This function is available as overloaded function `plot_dp_EPS()` where the last three parameters may be omitted. The default values for these parameters are `lower = NULL`, `auxdata = NULL`, `options = VRNA_PLOT_PROBABILITIES_DEFAULT`. See, e.g. *RNA.plot\_dp\_EPS()* in the *Python API*.

### See also:

*vrna\_plist()*, *vrna\_plist\_from\_probs()*, *VRNA\_PLOT\_PROBABILITIES\_DEFAULT*

### Parameters

- **filename** – A filename for the EPS output
- **sequence** – The RNA sequence
- **upper** – The base pair probabilities for the upper triangular part
- **lower** – The base pair probabilities for the lower triangular part
- **options** – Options indicating which of the input data should be included in the dot-plot

### Returns

1 if EPS file was successfully written, 0 otherwise

int **vrna\_plot\_dp\_PS\_list**(char \*seq, int cp, char \*filename, *vrna\_ep\_t* \*pl, *vrna\_ep\_t* \*mf, char \*comment)

*#include <ViennaRNA/plotting/probabilities.h>* Produce a postscript dot-plot from two pair lists.

This function reads two plist structures (e.g. base pair probabilities and a secondary structure) as produced by *vrna\_plist\_from\_probs()* and *vrna\_plist()* and produces a postscript “dot plot” that is written to ‘filename’.

Using base pair probabilities in the first and mfe structure in the second plist, the resulting “dot plot” represents each base pairing probability by a square of corresponding area in a upper triangle matrix. The lower part of the matrix contains the minimum free energy structure.

### See also:

*vrna\_plist\_from\_probs()*, *vrna\_plist()*

### Parameters

- **seq** – The RNA sequence
- **filename** – A filename for the postscript output
- **pl** – The base pair probability pairlist

- **mf** – The mfe secondary structure pairlist
- **comment** – A comment

**Returns**

1 if postscript was successfully written, 0 otherwise

struct **vrna\_dotplot\_auxdata\_t**

**Public Members**

char \***comment**

char \***title**

*vrna\_data\_lin\_t* \*\***top**

char \*\***top\_title**

*vrna\_data\_lin\_t* \*\***bottom**

char \*\***bottom\_title**

*vrna\_data\_lin\_t* \*\***left**

char \*\***left\_title**

*vrna\_data\_lin\_t* \*\***right**

char \*\***right\_title**

**Alignment Plots**

Functions to generate Alignment plots with annotated consensus structure.

**Functions**

int **vrna\_file\_PS\_aln**(const char \*filename, const char \*\*seqs, const char \*\*names, const char \*structure, unsigned int columns)

*#include <ViennaRNA/plotting/alignments.h>* Create an annotated PostScript alignment plot.

*SWIG Wrapper Notes:*

This function is available as overloaded function `file_PS_aln()` with three additional parameters `start`, `end`, and `offset` before the `columns` argument. Thus, it resembles the `vrna_file_PS_aln_slice()` function. The last four arguments may be omitted, indicating the default of `start = 0`, `end = 0`, `offset = 0`, and `columns = 60`. See, e.g. `RNA.file_PS_aln()` in the *Python API*.

**See also:**[\*vrna\\_file\\_PS\\_aln\\_slice\(\)\*](#)**Parameters**

- **filename** – The output file name
- **seqs** – The aligned sequences
- **names** – The names of the sequences
- **structure** – The consensus structure in dot-bracket notation
- **columns** – The number of columns before the alignment is wrapped as a new block (a value of 0 indicates no wrapping)

int **vrna\_file\_PS\_aln\_slice**(const char \*filename, const char \*\*seqs, const char \*\*names, const char \*structure, unsigned int start, unsigned int end, int offset, unsigned int columns)

*#include <ViennaRNA/plotting/alignments.h>* Create an annotated PostScript alignment plot.

Similar to *vrna\_file\_PS\_aln()* but allows the user to print a particular slice of the alignment by specifying a *start* and *end* position. The additional *offset* parameter allows for adjusting the alignment position ruler value.

*SWIG Wrapper Notes:*

This function is available as overloaded function *file\_PS\_aln()* where the last four parameter may be omitted, indicating *start = 0*, *end = 0*, *offset = 0*, and *columns = 60*. See, e.g. [RNA.file\\_PS\\_aln\(\)](#) in the *Python API*.

**See also:**[\*vrna\\_file\\_PS\\_aln\\_slice\(\)\*](#)**Parameters**

- **filename** – The output file name
- **seqs** – The aligned sequences
- **names** – The names of the sequences
- **structure** – The consensus structure in dot-bracket notation
- **start** – The start of the alignment slice (a value of 0 indicates the first position of the alignment, i.e. no slicing at 5' side)
- **end** – The end of the alignment slice (a value of 0 indicates the last position of the alignment, i.e. no slicing at 3' side)
- **offset** – The alignment coordinate offset for the position ruler.
- **columns** – The number of columns before the alignment is wrapped as a new block (a value of 0 indicates no wrapping)

## Deprecated Interface for Plotting Utilities

### Functions

int **PS\_color\_aln**(const char \*structure, const char \*filename, const char \*seqs[], const char \*names[])  
*#include <ViennaRNA/plotting/alignments.h>* Produce PostScript sequence alignment color-annotated by consensus structure.

*Deprecated:*

Use *vrna\_file\_PS\_aln()* instead!

int **aliPS\_color\_aln**(const char \*structure, const char \*filename, const char \*seqs[], const char \*names[])  
*#include <ViennaRNA/plotting/alignments.h>* PS\_color\_aln for duplexes.

*Deprecated:*

Use *vrna\_file\_PS\_aln()* instead!

int **simple\_xy\_coordinates**(short \*pair\_table, float \*X, float \*Y)  
*#include <ViennaRNA/plotting/layouts.h>* Calculate nucleotide coordinates for secondary structure plot the *Simple* way

*Deprecated:*

Consider switching to *vrna\_plot\_coords\_simple\_pt()* instead!

#### See also:

*make\_pair\_table(), rna\_plot\_type, simple\_circplot\_coordinates(), naview\_xy\_coordinates(), vrna\_file\_PS\_rnaplot\_a(), vrna\_file\_PS\_rnaplot, svg\_rna\_plot()*

#### Parameters

- **pair\_table** – The pair table of the secondary structure
- **X** – a pointer to an array with enough allocated space to hold the x coordinates
- **Y** – a pointer to an array with enough allocated space to hold the y coordinates

#### Returns

length of sequence on success, 0 otherwise

int **simple\_circplot\_coordinates**(short \*pair\_table, float \*x, float \*y)  
*#include <ViennaRNA/plotting/layouts.h>* Calculate nucleotide coordinates for *Circular Plot*  
This function calculates the coordinates of nucleotides mapped in equal distances onto a unit circle.

*Deprecated:*

Consider switching to *vrna\_plot\_coords\_circular\_pt()* instead!

#### See also:

*make\_pair\_table(), rna\_plot\_type, simple\_xy\_coordinates(), naview\_xy\_coordinates(), vrna\_file\_PS\_rnaplot\_a(), vrna\_file\_PS\_rnaplot, svg\_rna\_plot()*



---

**Note:** In order to draw nice arcs using quadratic bezier curves that connect base pairs one may calculate a second tangential point  $P^t$  in addition to the actual  $R^2$  coordinates. the simplest way to do so may be to compute a radius scaling factor  $rs$  in the interval  $[0, 1]$  that weights the proportion of base pair span to the actual length of the sequence. This scaling factor can then be used to calculate the coordinates for  $P^t$ , i.e.  $P_x^t[i] = X[i] * rs$  and  $P_y^t[i] = Y[i] * rs$ .

---

### Parameters

- **pair\_table** – The pair table of the secondary structure
- **x** – a pointer to an array with enough allocated space to hold the x coordinates
- **y** – a pointer to an array with enough allocated space to hold the y coordinates

### Returns

length of sequence on success, 0 otherwise

```
int PS_color_dot_plot(char *string, vrna_cpair_t *pi, char *filename)
```

```
#include <ViennaRNA/plotting/probabilities.h>
```

```
int PS_color_dot_plot_turn(char *seq, vrna_cpair_t *pi, char *filename, int winSize)
```

```
#include <ViennaRNA/plotting/probabilities.h>
```

```
int PS_dot_plot_turn(char *seq, vrna_ep_t *pl, char *filename, int winSize)
```

```
#include <ViennaRNA/plotting/probabilities.h>
```

```
int PS_dot_plot_list(char *seq, char *filename, vrna_ep_t *pl, vrna_ep_t *mf, char *comment)
```

```
#include <ViennaRNA/plotting/probabilities.h> Produce a postscript dot-plot from two pair lists.
```

This function reads two plist structures (e.g. base pair probabilities and a secondary structure) as produced by *assign\_plist\_from\_pr()* and *assign\_plist\_from\_db()* and produces a postscript “dot plot” that is written to ‘filename’.

Using base pair probabilities in the first and mfe structure in the second plist, the resulting “dot plot” represents each base pairing probability by a square of corresponding area in a upper triangle matrix. The lower part of the matrix contains the minimum free energy structure.

### See also:

*assign\_plist\_from\_pr()*, *assign\_plist\_from\_db()*

### Parameters

- **seq** – The RNA sequence
- **filename** – A filename for the postscript output
- **pl** – The base pair probability pairlist
- **mf** – The mfe secondary structure pairlist
- **comment** – A comment

### Returns

1 if postscript was successfully written, 0 otherwise

```
int PS_dot_plot(char *string, char *file)
```

```
#include <ViennaRNA/plotting/probabilities.h> Produce postscript dot-plot.
```

Wrapper to PS\_dot\_plot\_list

Reads base pair probabilities produced by *pf\_fold()* from the global array pr and the pair list base\_pair produced by *fold()* and produces a postscript “dot plot” that is written to ‘filename’. The “dot plot”

represents each base pairing probability by a square of corresponding area in a upper triangle matrix. The lower part of the matrix contains the minimum free energy

*Deprecated:*

This function is deprecated and will be removed soon! Use *PS\_dot\_plot\_list()* instead!

---

**Note:** DO NOT USE THIS FUNCTION ANYMORE SINCE IT IS NOT THREADSAFE

---

## Variables

int **rna\_plot\_type**

Switch for changing the secondary structure layout algorithm.

Current possibility are 0 for a simple radial drawing or 1 for the modified radial drawing taken from the *naview* program of Brucocoleri and Heinrich [1988].

**See also:**

*VRNA\_PLOT\_TYPE\_SIMPLE*, *VRNA\_PLOT\_TYPE\_NAVIEW*, *VRNA\_PLOT\_TYPE\_CIRCULAR*

---

**Note:** To provide thread safety please do not rely on this global variable in future implementations but pass a plot type flag directly to the function that decides which layout algorithm it may use!

---

struct **COORDINATE**

*#include <ViennaRNA/plotting/layouts.h>* this is a workarround for the SWIG Perl Wrapper RNA plot function that returns an array of type *COORDINATE*

## Public Members

float **X**

float **Y**

## Functions

int **vrna\_file\_PS\_rnaplot**(const char \*seq, const char \*structure, const char \*file, *vrna\_md\_t* \*md\_p)

*#include <ViennaRNA/plotting/structures.h>* Produce a secondary structure graph in PostScript and write it to 'filename'.

Note that this function has changed from previous versions and now expects the structure to be plotted in dot-bracket notation as an argument. It does not make use of the global *base\_pair* array anymore.

### Parameters

- **seq** – The RNA sequence
- **structure** – The secondary structure in dot-bracket notation
- **file** – The filename of the postscript output

- **md\_p** – Model parameters used to generate a cmdline option string in the output (Maybe NULL)

**Returns**

1 on success, 0 otherwise

```
int vrna_file_PS_rnaplot_a(const char *seq, const char *structure, const char *file, const char *pre,
                          const char *post, vrna_md_t *md_p)
```

*#include <ViennaRNA/plotting/structures.h>* Produce a secondary structure graph in PostScript including additional annotation macros and write it to ‘filename’.

Same as *vrna\_file\_PS\_rnaplot()* but adds extra PostScript macros for various annotations (see generated PS code). The ‘pre’ and ‘post’ variables contain PostScript code that is verbatim copied in the resulting PS file just before and after the structure plot. If both arguments (‘pre’ and ‘post’) are NULL, no additional macros will be printed into the PostScript.

**Parameters**

- **seq** – The RNA sequence
- **structure** – The secondary structure in dot-bracket notation
- **file** – The filename of the postscript output
- **pre** – PostScript code to appear before the secondary structure plot
- **post** – PostScript code to appear after the secondary structure plot
- **md\_p** – Model parameters used to generate a cmdline option string in the output (Maybe NULL)

**Returns**

1 on success, 0 otherwise

```
int vrna_file_PS_rnaplot_layout(const char *seq, const char *structure, const char *ssfile, const char
                               *pre, const char *post, vrna_md_t *md_p, vrna_plot_layout_t
                               *layout)
```

*#include <ViennaRNA/plotting/structures.h>*

```
int PS_rna_plot_snoop_a(const char *string, const char *structure, const char *ssfile, int
                       *relative_access, const char *seqs[])
```

*#include <ViennaRNA/plotting/structures.h>*

```
int gmlRNA(char *string, char *structure, char *ssfile, char option)
```

*#include <ViennaRNA/plotting/structures.h>* Produce a secondary structure graph in Graph Meta Language (gml) and write it to a file.

If ‘option’ is an uppercase letter the RNA sequence is used to label nodes, if ‘option’ equals ‘X’ or ‘x’ the resulting file will coordinates for an initial layout of the graph.

**Parameters**

- **string** – The RNA sequence
- **structure** – The secondary structure in dot-bracket notation
- **ssfile** – The filename of the gml output
- **option** – The option flag

**Returns**

1 on success, 0 otherwise

```
int ssv_rna_plot(char *string, char *structure, char *ssfile)
```

*#include <ViennaRNA/plotting/structures.h>* Produce a secondary structure graph in SStructView format.

Write coord file for SStructView

**Parameters**

- **string** – The RNA sequence
- **structure** – The secondary structure in dot-bracket notation
- **ssfile** – The filename of the ssv output

**Returns**

1 on success, 0 otherwise

int **svg\_rna\_plot**(char \*string, char \*structure, char \*ssfile)

*#include <ViennaRNA/plotting/structures.h>* Produce a secondary structure plot in SVG format and write it to a file.

**Parameters**

- **string** – The RNA sequence
- **structure** – The secondary structure in dot-bracket notation
- **ssfile** – The filename of the svg output

**Returns**

1 on success, 0 otherwise

int **xrna\_plot**(char \*string, char \*structure, char \*ssfile)

*#include <ViennaRNA/plotting/structures.h>* Produce a secondary structure plot for further editing in XRNA.

**Parameters**

- **string** – The RNA sequence
- **structure** – The secondary structure in dot-bracket notation
- **ssfile** – The filename of the xrna output

**Returns**

1 on success, 0 otherwise

int **PS\_rna\_plot**(char \*string, char \*structure, char \*file)

*#include <ViennaRNA/plotting/structures.h>* Produce a secondary structure graph in PostScript and write it to 'filename'.

*Deprecated:*

Use *vrna\_file\_PS\_rnaplot()* instead!

int **PS\_rna\_plot\_a**(char \*string, char \*structure, char \*file, char \*pre, char \*post)

*#include <ViennaRNA/plotting/structures.h>* Produce a secondary structure graph in PostScript including additional annotation macros and write it to 'filename'.

*Deprecated:*

Use *vrna\_file\_PS\_rnaplot\_a()* instead!

int **PS\_rna\_plot\_a\_gquad**(char \*string, char \*structure, char \*ssfile, char \*pre, char \*post)

*#include <ViennaRNA/plotting/structures.h>* Produce a secondary structure graph in PostScript including additional annotation macros and write it to 'filename' (detect and draw g-quadruplexes)

*Deprecated:*

Use *vrna\_file\_PS\_rnaplot\_a()* instead!

## 7.14.7 Search Algorithms

Implementations of various search algorithms to detect strings of objects within other strings of objects.

### Functions

```
const unsigned int *vrna_search_BMH_num(const unsigned int *needle, size_t needle_size, const
                                       unsigned int *haystack, size_t haystack_size, size_t start,
                                       size_t *badchars, unsigned char cyclic)
```

*#include <ViennaRNA/search/BoyerMoore.h>* Search for a string of elements in a larger string of elements using the Boyer-Moore-Horspool algorithm.

To speed-up subsequent searches with this function, the Bad Character Table should be precomputed and passed as argument `badchars`.

### See also:

*vrna\_search\_BM\_BCT\_num()*, *vrna\_search\_BMH()*

### Parameters

- **needle** – The pattern of object representations to search for
- **needle\_size** – The size (length) of the pattern provided in `needle`
- **haystack** – The string of objects the search will be performed on
- **haystack\_size** – The size (length) of the `haystack` string
- **start** – The position within `haystack` where to start the search
- **badchars** – A pre-computed Bad Character Table obtained from *vrna\_search\_BM\_BCT\_num()* (If NULL, a Bad Character Table will be generated automatically)
- **cyclic** – Allow for cyclic matches if non-zero, stop search at end of `haystack` otherwise

### Returns

A pointer to the first occurrence of `needle` within `haystack` after position `start`

```
const char *vrna_search_BMH(const char *needle, size_t needle_size, const char *haystack, size_t
                             haystack_size, size_t start, size_t *badchars, unsigned char cyclic)
```

*#include <ViennaRNA/search/BoyerMoore.h>* Search for an ASCII pattern within a larger ASCII string using the Boyer-Moore-Horspool algorithm.

To speed-up subsequent searches with this function, the Bad Character Table should be precomputed and passed as argument `badchars`. Furthermore, both, the lengths of `needle` and the length of `haystack` should be pre-computed and must be passed along with each call.

### See also:

*vrna\_search\_BM\_BCT()*, *vrna\_search\_BMH\_num()*

### Parameters

- **needle** – The NULL-terminated ASCII pattern to search for
- **needle\_size** – The size (length) of the pattern provided in `needle`
- **haystack** – The NULL-terminated ASCII string of the search will be performed on

- **haystack\_size** – The size (length) of the haystack string
- **start** – The position within haystack where to start the search
- **badchars** – A pre-computed Bad Character Table obtained from *vrna\_search\_BM\_BCT()* (If NULL, a Bad Character Table will be generated automatically)
- **cyclic** – Allow for cyclic matches if non-zero, stop search at end of haystack otherwise

**Returns**

A pointer to the first occurrence of **needle** within **haystack** after position **start**

`size_t *vrna_search_BM_BCT_num(const unsigned int *pattern, size_t pattern_size, unsigned int num_max)`

*#include <ViennaRNA/search/BoyerMoore.h>* Retrieve a Boyer-Moore Bad Character Table for a pattern of elements represented by natural numbers.

**See also:**

*vrna\_search\_BMH\_num(), vrna\_search\_BM\_BCT()*

---

**Note:** We store the maximum number representation of an element **num\_max** at position **0**. So the actual bad character table **T** starts at **T[1]** for an element represented by number **0**.

---

**Parameters**

- **pattern** – The pattern of element representations used in the subsequent search
- **pattern\_size** – The size (length) of the pattern provided in **pattern**
- **num\_max** – The maximum number representation of an element, i.e. the size of the alphabet

**Returns**

A Bad Character Table for use in our Boyer-Moore search algorithm implementation(s)

`size_t *vrna_search_BM_BCT(const char *pattern)`

*#include <ViennaRNA/search/BoyerMoore.h>* Retrieve a Boyer-Moore Bad Character Table for a NULL-terminated pattern of ASCII characters.

**See also:**

*vrna\_search\_BMH(), vrna\_search\_BM\_BCT\_num()*

---

**Note:** We store the maximum number representation of an element, i.e. 127 at position **0**. So the actual bad character table **T** starts at **T[1]** for an element represented by ASCII code **0**.

---

**Parameters**

- **pattern** – The NULL-terminated pattern of ASCII characters used in the subsequent search

**Returns**

A Bad Character Table for use in our Boyer-Moore search algorithm implementation(s)

## 7.14.8 Combinatorics Algorithms

Implementations to solve various combinatorial aspects for strings of objects.

### Functions

unsigned int **vrna\_enumerate\_necklaces**(const unsigned int \*type\_counts)

*#include <ViennaRNA/combinatorics.h>* Enumerate all necklaces with fixed content.

This function implements *A fast algorithm to generate necklaces with fixed content* as published by Sawada [2003].

The function receives a list of counts (the elements on the necklace) for each type of object within a necklace. The list starts at index 0 and ends with an entry that has a count of 0. The algorithm then enumerates all non-cyclic permutations of the content, returned as a list of necklaces. This list, again, is zero-terminated, i.e. the last entry of the list is a NULL pointer.

#### *SWIG Wrapper Notes:*

This function is available as global function `enumerate_necklaces()` which accepts lists input, and produces list of lists output. See, e.g. `RNA.enumerate_necklaces()` in the *Python API*.

#### Parameters

- **type\_counts** – A 0-terminated list of entity counts

#### Returns

A list of all non-cyclic permutations of the entities

unsigned int **vrna\_rotational\_symmetry\_num**(const unsigned int \*string, size\_t string\_length)

*#include <ViennaRNA/combinatorics.h>* Determine the order of rotational symmetry for a string of objects represented by natural numbers.

The algorithm applies a fast search of the provided string within itself, assuming the end of the string wraps around to connect with its start. For example, a string of the form `011011` has rotational symmetry of order 2

This is a simplified version of `vrna_rotational_symmetry_pos_num()` that may be useful if one is only interested in the degree of rotational symmetry but not the actual set of rotational symmetric strings.

#### *SWIG Wrapper Notes:*

This function is available as global function `rotational_symmetry()`. See `vrna_rotational_symmetry_pos()` for details. Note, that in the target language the length of the list `string` is always known a-priori, so the parameter `string_length` must be omitted. See, e.g. `RNA.rotational_symmetry()` in the *Python API*.

#### See also:

`vrna_rotational_symmetry_pos_num()`, `vrna_rotational_symmetry()`

#### Parameters

- **string** – The string of elements encoded as natural numbers
- **string\_length** – The length of the string

#### Returns

The order of rotational symmetry

unsigned int **vrna\_rotational\_symmetry\_pos\_num**(const unsigned int \*string, size\_t string\_length, unsigned int \*\*positions)

*#include <ViennaRNA/combinatorics.h>* Determine the order of rotational symmetry for a string of objects represented by natural numbers.

The algorithm applies a fast search of the provided string within itself, assuming the end of the string wraps around to connect with its start. For example, a string of the form 011011 has rotational symmetry of order 2

If the argument `positions` is not NULL, the function stores an array of string start positions for rotational shifts that map the string back onto itself. This array has length of order of rotational symmetry, i.e. the number returned by this function. The first element `positions[0]` always contains a shift value of 0 representing the trivial rotation.

*SWIG Wrapper Notes:*

This function is available as global function `rotational_symmetry()`. See `vrna_rotational_symmetry_pos()` for details. Note, that in the target language the length of the list `string` is always known a-priori, so the parameter `string_length` must be omitted. See, e.g. `RNA.rotational_symmetry()` in the *Python API*.

**See also:**

`vrna_rotational_symmetry_num()`, `vrna_rotational_symmetry()`, `vrna_rotational_symmetry_pos()`

---

**Note:** Do not forget to release the memory occupied by `positions` after a successful execution of this function.

---

**Parameters**

- **string** – The string of elements encoded as natural numbers
- **string\_length** – The length of the string
- **positions** – A pointer to an (undefined) list of alternative string start positions that lead to an identity mapping (may be NULL)

**Returns**

The order of rotational symmetry

unsigned int **vrna\_rotational\_symmetry**(const char \*string)

*#include <ViennaRNA/combinatorics.h>* Determine the order of rotational symmetry for a NULL-terminated string of ASCII characters.

The algorithm applies a fast search of the provided string within itself, assuming the end of the string wraps around to connect with its start. For example, a string of the form AABAAB has rotational symmetry of order 2

This is a simplified version of `vrna_rotational_symmetry_pos()` that may be useful if one is only interested in the degree of rotational symmetry but not the actual set of rotational symmetric strings.

*SWIG Wrapper Notes:*

This function is available as global function `rotational_symmetry()`. See `vrna_rotational_symmetry_pos()` for details. See, e.g. `RNA.rotational_symmetry()` in the *Python API*.

**See also:**

`vrna_rotational_symmetry_pos()`, `vrna_rotational_symmetry_num()`

**Parameters**



- **string** – A NULL-terminated string of characters

**Returns**

The order of rotational symmetry

unsigned int **vrna\_rotational\_symmetry\_pos**(const char \*string, unsigned int \*\*positions)

*#include <ViennaRNA/combinatorics.h>* Determine the order of rotational symmetry for a NULL-terminated string of ASCII characters.

The algorithm applies a fast search of the provided string within itself, assuming the end of the string wraps around to connect with its start. For example, a string of the form AABAAB has rotational symmetry of order 2

If the argument `positions` is not NULL, the function stores an array of string start positions for rotational shifts that map the string back onto itself. This array has length of order of rotational symmetry, i.e. the number returned by this function. The first element `positions[0]` always contains a shift value of 0 representing the trivial rotation.

*SWIG Wrapper Notes:*

This function is available as overloaded global function `rotational_symmetry()`. It merges the functionalities of `vrna_rotational_symmetry()`, `vrna_rotational_symmetry_pos()`, `vrna_rotational_symmetry_num()`, and `vrna_rotational_symmetry_pos_num()`. In contrast to our C-implementation, this function doesn't return the order of rotational symmetry as a single value, but returns a list of cyclic permutation shifts that result in a rotationally symmetric string. The length of the list then determines the order of rotational symmetry. See, e.g. `RNA.rotational_symmetry()` in the *Python API*.

**See also:**

`vrna_rotational_symmetry()`, `vrna_rotational_symmetry_num()`, `vrna_rotational_symmetry_num_pos()`

---

**Note:** Do not forget to release the memory occupied by `positions` after a successful execution of this function.

---

**Parameters**

- **string** – A NULL-terminated string of characters
- **positions** – A pointer to an (undefined) list of alternative string start positions that lead to an identity mapping (may be NULL)

**Returns**

The order of rotational symmetry

unsigned int **vrna\_rotational\_symmetry\_db**(*vrna\_fold\_compound\_t* \*fc, const char \*structure)

*#include <ViennaRNA/combinatorics.h>* Determine the order of rotational symmetry for a dot-bracket structure.

Given a (permutation of multiple) RNA strand(s) and a particular secondary structure in dot-bracket notation, compute the degree of rotational symmetry. In case there is only a single linear RNA strand, the structure always has degree 1, as there are no rotational symmetries due to the direction of the nucleic acid sequence and the fixed positions of 5' and 3' ends. However, for circular RNAs, rotational symmetries might arise if the sequence consists of a concatenation of  $k$  identical subsequences.

This is a simplified version of `vrna_rotational_symmetry_db_pos()` that may be useful if one is only interested in the degree of rotational symmetry but not the actual set of rotational symmetric strings.

*SWIG Wrapper Notes:*

This function is attached as method `rotational_symmetry_db()` to objects of type `fold_compound` (i.e. `vrna_fold_compound_t`). See `vrna_rotational_symmetry_db_pos()` for details. See, e.g. `RNA.fold_compound.rotational_symmetry_db()` in the *Python API*.

**See also:**

`vrna_rotational_symmetry_db_pos()`, `vrna_rotational_symmetry()`, `vrna_rotational_symmetry_num()`

**Parameters**

- **fc** – A `fold_compound` data structure containing the nucleic acid sequence(s), their order, and model settings
- **structure** – The dot-bracket structure the degree of rotational symmetry is checked for

**Returns**

The degree of rotational symmetry of the `structure` (0 in case of any errors)

```
unsigned int vrna_rotational_symmetry_db_pos(vrna_fold_compound_t *fc, const char *structure,
                                           unsigned int **positions)
```

*#include <ViennaRNA/combinatorics.h>* Determine the order of rotational symmetry for a dot-bracket structure.

Given a (permutation of multiple) RNA strand(s) and a particular secondary structure in dot-bracket notation, compute the degree of rotational symmetry. In case there is only a single linear RNA strand, the structure always has degree 1, as there are no rotational symmetries due to the direction of the nucleic acid sequence and the fixed positions of 5' and 3' ends. However, for circular RNAs, rotational symmetries might arise if the sequence consists of a concatenation of  $k$  identical subsequences.

If the argument `positions` is not NULL, the function stores an array of string start positions for rotational shifts that map the string back onto itself. This array has length of order of rotational symmetry, i.e. the number returned by this function. The first element `positions[0]` always contains a shift value of 0 representing the trivial rotation.

*SWIG Wrapper Notes:*

This function is attached as method `rotational_symmetry_db()` to objects of type `fold_compound` (i.e. `vrna_fold_compound_t`). Thus, the first argument must be omitted. In contrast to our C-implementation, this function doesn't simply return the order of rotational symmetry of the secondary structure, but returns the list `position` of cyclic permutation shifts that result in a rotationally symmetric structure. The length of the list then determines the order of rotational symmetry. See, e.g. `RNA.fold_compound.rotational_symmetry_db()` in the *Python API*.

**See also:**

`vrna_rotational_symmetry_db()`, `vrna_rotational_symmetry_pos()`, `vrna_rotational_symmetry_pos_num()`

---

**Note:** Do not forget to release the memory occupied by `positions` after a successful execution of this function.

---

**Parameters**

- **fc** – A `fold_compound` data structure containing the nucleic acid sequence(s), their order, and model settings
- **structure** – The dot-bracket structure the degree of rotational symmetry is checked for
- **positions** – A pointer to an (undefined) list of alternative string start positions that lead to an identity mapping (may be NULL)

**Returns**

The degree of rotational symmetry of the `structure` (0 in case of any errors)

unsigned int **`vrna_n_multichoose_k`**(size\_t n, size\_t k)

*#include <ViennaRNA/combinatorics.h>* Obtain a list of k-combinations with repetition (n multichoose k)

This function compiles a list of k-combinations, or k-multicombination, i.e. a list of multisubsets of size k from a set of integer values from 0 to n - 1. For that purpose, we enumerate n + k - 1 choose k and decrease each index position i by i to obtain n multichoose k.

**Parameters**

- **n** – Maximum number to choose from (interval of integers from 0 to n - 1)
- **k** – Number of elements to choose, i.e. size of each multisubset

**Returns**

A list of lists of elements of combinations (last entry is terminated by **NULL**)

unsigned int **`vrna_boustrophedon`**(size\_t start, size\_t end)

*#include <ViennaRNA/combinatorics.h>* Generate a sequence of Boustrophedon distributed numbers.

This function generates a sequence of positive natural numbers within the interval  $[start, end]$  in a Boustrophedon fashion. That is, the numbers  $start, \dots, end$  in the resulting list are alternating between left and right ends of the interval while progressing to the inside, i.e. the list consists of a sequence of natural numbers of the form:

$$start, end, start + 1, end - 1, start + 2, end - 2, \dots$$

The resulting list is 1-based and contains the length of the sequence of numbers at it's 0-th position.

Upon failure, the function returns **NULL**

*SWIG Wrapper Notes:*

This function is available as overloaded global function `boustrophedon()`. See, e.g. [RNA.boustrophedon\(\)](#) in the *Python API*.

**See also:**

[vrna\\_boustrophedon\\_pos\(\)](#)

**Parameters**

- **start** – The first number of the list (left side of the interval)
- **end** – The last number of the list (right side of the interval)

**Returns**

A list of alternating numbers from the interval  $[start, end]$  (or **NULL** on error)

unsigned int **`vrna_boustrophedon_pos`**(size\_t start, size\_t end, size\_t pos)

*#include <ViennaRNA/combinatorics.h>* Obtain the i-th element in a Boustrophedon distributed interval of natural numbers.

*SWIG Wrapper Notes:*

This function is available as overloaded global function `boustrophedon()`. Omitting the `pos` argument yields the entire sequence from `start` to `end`. See, e.g. [RNA.boustrophedon\(\)](#) in the *Python API*.

**See also:**

*vrna\_boustrophedon()*

**Parameters**

- **start** – The first number of the list (left side of the interval)
- **end** – The last number of the list (right side of the interval)
- **pos** – The index of the number within the Boustrophedon distributed sequence (1-based)

**Returns**

The *pos*-th element in the Boustrophedon distributed sequence of natural numbers of the interval

## 7.14.9 (Abstract) Data Structures

All datastructures and typedefs shared among the ViennaRNA Package can be found here.

### The Fold Compound

This module provides interfaces that deal with the most basic data structure used in structure predicting and energy evaluating function of the RNALib.

Throughout the entire RNALib, the *vrna\_fold\_compound\_t*, is used to group information and data that is required for structure prediction and energy evaluation. Here, you'll find interface functions to create, modify, and delete *vrna\_fold\_compound\_t* data structures.

### Defines

**VRNA\_STATUS\_MFE\_PRE**

*#include <ViennaRNA/fold\_compound.h>* Status message indicating that MFE computations are about to begin.

**See also:**

*vrna\_fold\_compound\_t.stat\_cb*, *vrna\_recursion\_status\_f()*, *vrna\_mfe()*, *vrna\_fold()*, *vrna\_circfold()*, *vrna\_alifold()*, *vrna\_circalifold()*, *vrna\_cofold()*

**VRNA\_STATUS\_MFE\_POST**

*#include <ViennaRNA/fold\_compound.h>* Status message indicating that MFE computations are finished.

**See also:**

*vrna\_fold\_compound\_t.stat\_cb*, *vrna\_recursion\_status\_f()*, *vrna\_mfe()*, *vrna\_fold()*, *vrna\_circfold()*, *vrna\_alifold()*, *vrna\_circalifold()*, *vrna\_cofold()*

**VRNA\_STATUS\_PF\_PRE**

*#include <ViennaRNA/fold\_compound.h>* Status message indicating that Partition function computations are about to begin.

**See also:**

*vrna\_fold\_compound\_t.stat\_cb*, *vrna\_recursion\_status\_f()*, *vrna\_psf()*

**VRNA\_STATUS\_PF\_POST**

*#include <ViennaRNA/fold\_compound.h>* Status message indicating that Partition function computations are finished.

**See also:**

*vrna\_fold\_compound\_t.stat\_cb*, *vrna\_recursion\_status\_f()*, *vrna\_psf()*

**VRNA\_OPTION\_DEFAULT**

*#include <ViennaRNA/fold\_compound.h>* Option flag to specify default settings/requirements.

**VRNA\_OPTION\_MFE**

*#include <ViennaRNA/fold\_compound.h>* Option flag to specify requirement of Minimum Free Energy (MFE) DP matrices and corresponding set of energy parameters.

**See also:**

*vrna\_fold\_compound()*, *vrna\_fold\_compound\_comparative()*, *VRNA\_OPTION\_EVAL\_ONLY*

**VRNA\_OPTION\_PF**

*#include <ViennaRNA/fold\_compound.h>* Option flag to specify requirement of Partition Function (PF) DP matrices and corresponding set of Boltzmann factors.

**See also:**

*vrna\_fold\_compound()*, *vrna\_fold\_compound\_comparative()*, *VRNA\_OPTION\_EVAL\_ONLY*

**VRNA\_OPTION\_HYBRID**

*#include <ViennaRNA/fold\_compound.h>* Option flag to specify requirement of dimer DP matrices.

**VRNA\_OPTION\_EVAL\_ONLY**

*#include <ViennaRNA/fold\_compound.h>* Option flag to specify that neither MFE, nor PF DP matrices are required.

Use this flag in conjunction with *VRNA\_OPTION\_MFE*, and *VRNA\_OPTION\_PF* to save memory for a *vrna\_fold\_compound\_t* obtained from *vrna\_fold\_compound()*, or *vrna\_fold\_compound\_comparative()* in cases where only energy evaluation but no structure prediction is required.

**See also:**

*vrna\_fold\_compound()*, *vrna\_fold\_compound\_comparative()*, *vrna\_eval\_structure()*

**VRNA\_OPTION\_WINDOW**

*#include* <ViennaRNA/fold\_compound.h> Option flag to specify requirement of DP matrices for local folding approaches.

**VRNA\_OPTION\_F5**

*#include* <ViennaRNA/fold\_compound.h>

**VRNA\_OPTION\_F3**

*#include* <ViennaRNA/fold\_compound.h>

**VRNA\_OPTION\_WINDOW\_F5**

*#include* <ViennaRNA/fold\_compound.h>

**VRNA\_OPTION\_WINDOW\_F3**

*#include* <ViennaRNA/fold\_compound.h>

**Typedefs**

typedef struct *vrna\_fc\_s* **vrna\_fold\_compound\_t**

*#include* <ViennaRNA/fold\_compound.h> Typename for the fold\_compound data structure *vrna\_fc\_s*.

typedef void (\***vrna\_auxdata\_free\_f**)(void \*data)

*#include* <ViennaRNA/fold\_compound.h> Callback to free memory allocated for auxiliary user-provided data.

This type of user-implemented function usually deletes auxiliary data structures. The user must take care to free all the memory occupied by the data structure passed.

*Notes on Callback Functions:*

This callback is supposed to free memory occupied by an auxiliary data structure. It will be called when the *vrna\_fold\_compound\_t* is erased from memory through a call to *vrna\_fold\_compound\_free()* and will be passed the address of memory previously bound to the *vrna\_fold\_compound\_t* via *vrna\_fold\_compound\_add\_auxdata()*.

**See also:**

*vrna\_fold\_compound\_add\_auxdata()*, *vrna\_fold\_compound\_free()*,  
*vrna\_fold\_compound\_add\_callback()*

**Param data**

The data that needs to be free'd

typedef int (\***vrna\_auxdata\_prepare\_f**)(*vrna\_fold\_compound\_t* \*fc, void \*data, unsigned int event, void \*event\_data)

*#include* <ViennaRNA/fold\_compound.h>

**void()** **vrna\_callback\_free\_auxdata** (void \*data)

*#include* <ViennaRNA/fold\_compound.h> Callback to free memory allocated for auxiliary user-provided data.

*Deprecated:*

Use `vrna_auxdata_free_f(void *data)` instead!

```
typedef void (*vrna_recursion_status_f)(unsigned char status, void *data)
```

`#include <ViennaRNA/fold_compound.h>` Callback to perform specific user-defined actions before, or after recursive computations.

*Notes on Callback Functions:*

This function will be called to notify a third-party implementation about the status of a currently ongoing recursion. The purpose of this callback mechanism is to provide users with a simple way to ensure pre- and post conditions for auxiliary mechanisms attached to our implementations.

**See also:**

`vrna_fold_compound_add_auxdata()`, `vrna_fold_compound_add_callback()`, `vrna_mfe()`, `vrna_pf()`, `VRNA_STATUS_MFE_PRE`, `VRNA_STATUS_MFE_POST`, `VRNA_STATUS_PF_PRE`, `VRNA_STATUS_PF_POST`

**Param status**

The status indicator

**Param data**

The data structure that was assigned with `vrna_fold_compound_add_auxdata()`

```
void() vrna_callback_recursion_status (unsigned char status, void *data)
```

`#include <ViennaRNA/fold_compound.h>`

## Enums

```
enum vrna_fc_type_e
```

An enumerator that is used to specify the type of a `vrna_fold_compound_t`.

*Values:*

enumerator **VRNA\_FC\_TYPE\_SINGLE**

Type is suitable for single, and hybridizing sequences

enumerator **VRNA\_FC\_TYPE\_COMPARATIVE**

Type is suitable for sequence alignments (consensus structure prediction)

## Functions

```
vrna_fold_compound_t *vrna_fold_compound(const char *sequence, const vrna_md_t *md_p,
                                         unsigned int options)
```

`#include <ViennaRNA/fold_compound.h>` Retrieve a `vrna_fold_compound_t` data structure for single sequences and hybridizing sequences.

This function provides an easy interface to obtain a prefilled `vrna_fold_compound_t` by passing a single sequence, or two concatenated sequences as input. For the latter, sequences need to be separated by an ‘&’ character like this:

```
char *sequence = "GGGG&CCCC";
```

The optional parameter `md_p` can be used to specify the model details for successive computations based on the content of the generated `vrna_fold_compound_t`. Passing NULL will instruct the function to use default model details. The third parameter `options` may be used to specify dynamic programming (DP) matrix requirements.

#### *Options*

- `VRNA_OPTION_DEFAULT` - Option flag to specify default settings/requirements.
- `VRNA_OPTION_MFE` - Option flag to specify requirement of Minimum Free Energy (MFE) DP matrices and corresponding set of energy parameters.
- `VRNA_OPTION_PF` - Option flag to specify requirement of Partition Function (PF) DP matrices and corresponding set of Boltzmann factors.
- `VRNA_OPTION_WINDOW` - Option flag to specify requirement of DP matrices for local folding approaches.

The above options may be OR-ed together.

If you just need the folding compound serving as a container for your data, you can simply pass `VRNA_OPTION_DEFAULT` to the `option` parameter. This creates a `vrna_fold_compound_t` without DP matrices, thus saving memory. Subsequent calls of any structure prediction function will then take care of allocating the memory required for the DP matrices. If you only intend to evaluate structures instead of actually predicting them, you may use the `VRNA_OPTION_EVAL_ONLY` macro. This will seriously speedup the creation of the `vrna_fold_compound_t`.

#### **See also:**

`vrna_fold_compound_free()`, `vrna_fold_compound_comparative()`, `vrna_md_t`

---

**Note:** The sequence string must be uppercase, and should contain only RNA (resp. DNA) alphabet depending on what energy parameter set is used

---

#### **Parameters**

- **sequence** – A single sequence, or two concatenated sequences separated by an ‘&’ character
- **md\_p** – An optional set of model details
- **options** – The options for DP matrices memory allocation

#### **Returns**

A prefilled `vrna_fold_compound_t` ready to be used for computations (may be NULL on error)

```
vrna_fold_compound_t *vrna_fold_compound_comparative(const char **sequences, vrna_md_t  
                                                    *md_p, unsigned int options)
```

`#include <ViennaRNA/fold_compound.h>` Retrieve a `vrna_fold_compound_t` data structure for sequence alignments.

This function provides an easy interface to obtain a prefilled `vrna_fold_compound_t` by passing an alignment of sequences.

The optional parameter `md_p` can be used to specify the model details for successive computations based on the content of the generated `vrna_fold_compound_t`. Passing NULL will instruct the function to use default model details. The third parameter `options` may be used to specify dynamic programming (DP) matrix requirements.

#### *Options*



- *VRNA\_OPTION\_DEFAULT* - Option flag to specify default settings/requirements.
- *VRNA\_OPTION\_MFE* - Option flag to specify requirement of Minimum Free Energy (MFE) DP matrices and corresponding set of energy parameters.
- *VRNA\_OPTION\_PF* - Option flag to specify requirement of Partition Function (PF) DP matrices and corresponding set of Boltzmann factors.
- *VRNA\_OPTION\_WINDOW* - Option flag to specify requirement of DP matrices for local folding approaches.

The above options may be OR-ed together.

If you just need the folding compound serving as a container for your data, you can simply pass *VRNA\_OPTION\_DEFAULT* to the `option` parameter. This creates a *vrna\_fold\_compound\_t* without DP matrices, thus saving memory. Subsequent calls of any structure prediction function will then take care of allocating the memory required for the DP matrices. If you only intend to evaluate structures instead of actually predicting them, you may use the *VRNA\_OPTION\_EVAL\_ONLY* macro. This will seriously speedup the creation of the *vrna\_fold\_compound\_t*.

#### See also:

*vrna\_fold\_compound\_free()*, *vrna\_fold\_compound()*, *vrna\_md\_t*, *VRNA\_OPTION\_MFE*, *VRNA\_OPTION\_PF*, *VRNA\_OPTION\_EVAL\_ONLY*, *read\_clustal()*

---

**Note:** The sequence strings must be uppercase, and should contain only RNA (resp. DNA) alphabet including gap characters depending on what energy parameter set is used.

---

#### Parameters

- **sequences** – A sequence alignment including ‘gap’ characters
- **md\_p** – An optional set of model details
- **options** – The options for DP matrices memory allocation

#### Returns

A prefilled *vrna\_fold\_compound\_t* ready to be used for computations (may be NULL on error)

```
vrna_fold_compound_t *vrna_fold_compound_comparative2(const char **sequences, const char
                                                       **names, const unsigned char
                                                       *orientation, const unsigned long long
                                                       *start, const unsigned long long
                                                       *genome_size, vrna_md_t *md_p,
                                                       unsigned int options)

#include <ViennaRNA/fold_compound.h>

vrna_fold_compound_t *vrna_fold_compound_TwoD(const char *sequence, const char *s1, const char
                                                *s2, vrna_md_t *md_p, unsigned int options)

#include <ViennaRNA/fold_compound.h>

int vrna_fold_compound_prepare(vrna_fold_compound_t *fc, unsigned int options)
#include <ViennaRNA/fold_compound.h>

void vrna_fold_compound_free(vrna_fold_compound_t *fc)
#include <ViennaRNA/fold_compound.h> Free memory occupied by a vrna_fold_compound_t.
```

**See also:**

*vrna\_fold\_compound()*, *vrna\_fold\_compound\_comparative()*, *vrna\_mx\_mfe\_free()*,  
*vrna\_mx\_pf\_free()*

**Parameters**

- **fc** – The *vrna\_fold\_compound\_t* that is to be erased from memory

```
void vrna_fold_compound_add_auxdata(vrna_fold_compound_t *fc, void *data,  
                                     vrna_auxdata_free_f f)
```

*#include* <ViennaRNA/fold\_compound.h> Add auxiliary data to the *vrna\_fold\_compound\_t*.

This function allows one to bind arbitrary data to a *vrna\_fold\_compound\_t* which may later on be used by one of the callback functions, e.g. *vrna\_recursion\_status\_f()*. To allow for proper cleanup of the memory occupied by this auxiliary data, the user may also provide a pointer to a cleanup function that free's the corresponding memory. This function will be called automatically when the *vrna\_fold\_compound\_t* is free'd with *vrna\_fold\_compound\_free()*.

**See also:**

*vrna\_auxdata\_free\_f()*

---

**Note:** Before attaching the arbitrary data pointer, this function will call the *vrna\_auxdata\_free\_f()* on any pre-existing data that is already attached.

---

**Parameters**

- **fc** – The fold\_compound the arbitrary data pointer should be associated with
- **data** – A pointer to an arbitrary data structure
- **f** – A pointer to function that free's memory occupied by the arbitrary data (May be NULL)

```
void vrna_fold_compound_add_callback(vrna_fold_compound_t *fc, vrna_recursion_status_f f)
```

*#include* <ViennaRNA/fold\_compound.h> Add a recursion status callback to the *vrna\_fold\_compound\_t*.

Binding a recursion status callback function to a *vrna\_fold\_compound\_t* allows one to perform arbitrary operations just before, or after an actual recursive computations, e.g. MFE prediction, is performed by the RNAlib. The callback function will be provided with a pointer to its *vrna\_fold\_compound\_t*, and a status message. Hence, it has complete access to all variables that influence the recursive computations.

**See also:**

*vrna\_recursion\_status\_f()*, *vrna\_fold\_compound\_t*, *VRNA\_STATUS\_MFE\_PRE*,  
*VRNA\_STATUS\_MFE\_POST*, *VRNA\_STATUS\_PF\_PRE*, *VRNA\_STATUS\_PF\_POST*

**Parameters**

- **fc** – The fold\_compound the callback function should be attached to
- **f** – The pointer to the recursion status callback function

struct **vrna\_fc\_s**

*#include <ViennaRNA/fold\_compound.h>* The most basic data structure required by many functions throughout the RNAlib.

*SWIG Wrapper Notes:*

This data structure is wrapped as class `fold_compound` with several related functions attached as methods.

A new `fold_compound` can be obtained by calling one of its constructors:

- `fold_compound(seq)` - Initialize with a single sequence, or two concatenated sequences separated by an ampersand character `&` (for cofolding)
- `fold_compound(aln)` - Initialize with a sequence alignment *aln* stored as a list of sequences (with gap characters).

The resulting object has a list of attached methods which in most cases directly correspond to functions that mainly operate on the corresponding C data structure:

- `type()` - Get the type of the *fold\_compound* (See *vrna\_fc\_type\_e*)
- `length()` - Get the length of the sequence(s) or alignment stored within the `fold_compound`.

See, e.g. *RNA.fold\_compound* in the *Python API*.

**See also:**

*vrna\_fold\_compound\_t.type*, *vrna\_fold\_compound()*, *vrna\_fold\_compound\_comparative()*, *vrna\_fold\_compound\_free()*, *VRNA\_FC\_TYPE\_SINGLE*, *VRNA\_FC\_TYPE\_COMPARATIVE*

**Note:** Please read the documentation of this data structure carefully! Some attributes are only available for specific types this data structure can adopt.

**Warning:** Reading/Writing from/to attributes that are not within the scope of the current type usually result in undefined behavior!

### Common data fields

const *vrna\_fc\_type\_e* **type**

The type of the *vrna\_fold\_compound\_t*.

Currently possible values are *VRNA\_FC\_TYPE\_SINGLE*, and *VRNA\_FC\_TYPE\_COMPARATIVE*

**Warning:** Do not edit this attribute, it will be automatically set by the corresponding `get()` methods for the *vrna\_fold\_compound\_t*. The value specified in this attribute dictates the set of other attributes to use within this data structure.

unsigned int **length**

The length of the sequence (or sequence alignment)

int **cutpoint**

The position of the (cofold) cutpoint within the provided sequence. If there is no cutpoint, this field will be set to -1.

unsigned int **\*strand\_number**

The strand number a particular nucleotide is associated with.

unsigned int **\*strand\_order**

The strand order, i.e. permutation of current concatenated sequence.

unsigned int **\*strand\_order\_uniq**

The strand order array where identical sequences have the same ID.

unsigned int **\*strand\_start**

The start position of a particular strand within the current concatenated sequence.

unsigned int **\*strand\_end**

The end (last) position of a particular strand within the current concatenated sequence.

unsigned int **strands**

Number of interacting strands.

*vrna\_seq\_t* **\*nucleotides**

Set of nucleotide sequences.

*vrna\_msa\_t* **\*alignment**

Set of alignments.

*vrna\_hc\_t* **\*hc**

The hard constraints data structure used for structure prediction.

*vrna\_mx\_mfe\_t* **\*matrices**

The MFE DP matrices.

*vrna\_mx\_pf\_t* **\*exp\_matrices**

The PF DP matrices

*vrna\_param\_t* **\*params**

The precomputed free energy contributions for each type of loop.

*vrna\_exp\_param\_t* **\*exp\_params**

The precomputed free energy contributions as Boltzmann factors

int **\*iindx**

DP matrix accessor

int **\*jindx**

DP matrix accessor

## User-defined data fields

*vrna\_recursion\_status\_f* **stat\_cb**

Recursion status callback (usually called just before, and after recursive computations in the library).

**See also:**

*vrna\_recursion\_status\_f()*, *vrna\_fold\_compound\_add\_callback()*

void **\*auxdata**

A pointer to auxiliary, user-defined data.

**See also:**

*vrna\_fold\_compound\_add\_auxdata()*, *vrna\_fold\_compound\_t.free\_auxdata*

*vrna\_auxdata\_free\_f* **free\_auxdata**

A callback to free auxiliary user data whenever the fold\_compound itself is free'd.

**See also:**

*vrna\_fold\_compound\_t.auxdata*, *vrna\_auxdata\_free\_f()*

## Secondary Structure Decomposition (grammar) related data fields

*vrna\_sd\_t* **\*domains\_struct**

Additional structured domains.

*vrna\_ud\_t* **\*domains\_up**

Additional unstructured domains.

*vrna\_gr\_aux\_t* **\*aux\_grammar**

Additional decomposition grammar rules.

## Data fields available for single/hybrid structure prediction

char **\*sequence**

The input sequence string.

**Warning:** Only available if

`type==VRNA_FC_TYPE_SINGLE`

short **\*sequence\_encoding**

Numerical encoding of the input sequence.

**See also:**`vrna_sequence_encode()`**Warning:** Only available if`type==VRNA_FC_TYPE_SINGLE`short **\*encoding5**short **\*encoding3**short **\*sequence\_encoding2**char **\*ptype**

Pair type array.

Contains the numerical encoding of the pair type for each pair (i,j) used in MFE, Partition function and Evaluation computations.

**See also:***vrna\_idx\_col\_wise(), vrna\_ptypes()*

---

**Note:** This array is always indexed via `jindx`, in contrast to previously different indexing between `mfe` and `pf` variants!

---

**Warning:** Only available if`type==VRNA_FC_TYPE_SINGLE`char **\*ptype\_pf\_compat**ptype array indexed via `iindx`*Deprecated:*

This attribute will vanish in the future! It's meant for backward compatibility only!

**Warning:** Only available if`type==VRNA_FC_TYPE_SINGLE`*vrna\_sc\_t* **\*sc**

The soft constraints for usage in structure prediction and evaluation.

**Warning:** Only available if`type==VRNA_FC_TYPE_SINGLE`

## Data fields for consensus structure prediction

char **\*\*sequences**

The aligned sequences.

---

**Note:** The end of the alignment is indicated by a NULL pointer in the second dimension

---

**Warning:** Only available if

`type==VRNA_FC_TYPE_COMPARATIVE`

unsigned int **n\_seq**

The number of sequences in the alignment.

**Warning:** Only available if

`type==VRNA_FC_TYPE_COMPARATIVE`

char **\*cons\_seq**

The consensus sequence of the aligned sequences.

**Warning:** Only available if

`type==VRNA_FC_TYPE_COMPARATIVE`

short **\*S\_cons**

Numerical encoding of the consensus sequence.

**Warning:** Only available if

`type==VRNA_FC_TYPE_COMPARATIVE`

short **\*\*S**

Numerical encoding of the sequences in the alignment.

**Warning:** Only available if

`type==VRNA_FC_TYPE_COMPARATIVE`

short **\*\*S5**

S5[s][i] holds next base 5' of i in sequence s.

**Warning:** Only available if

```
type==VRNA_FC_TYPE_COMPARATIVE
```

short **\*\*S3**

Sl[s][i] holds next base 3' of i in sequence s.

**Warning:** Only available if

```
type==VRNA_FC_TYPE_COMPARATIVE
```

char **\*\*Ss**

unsigned int **\*\*a2s**

int **\*pscore**

Precomputed array of pair types expressed as pairing scores.

**Warning:** Only available if

```
type==VRNA_FC_TYPE_COMPARATIVE
```

int **\*\*pscore\_local**

Precomputed array of pair types expressed as pairing scores.

**Warning:** Only available if

```
type==VRNA_FC_TYPE_COMPARATIVE
```

short **\*pscore\_pf\_compat**

Precomputed array of pair types expressed as pairing scores indexed via iindx.

*Deprecated:*

This attribute will vanish in the future!

**Warning:** Only available if

```
type==VRNA_FC_TYPE_COMPARATIVE
```

*vrna\_sc\_t* **\*\*scs**

A set of soft constraints (for each sequence in the alignment)

**Warning:** Only available if



```
type==VRNA_FC_TYPE_COMPARATIVE
```

```
int oldAliEn
```

### Additional data fields for Distance Class Partitioning

These data fields are typically populated with meaningful data only if used in the context of Distance Class Partitioning

```
unsigned int maxD1
```

Maximum allowed base pair distance to first reference.

```
unsigned int maxD2
```

Maximum allowed base pair distance to second reference.

```
short *reference_pt1
```

A pairtable of the first reference structure.

```
short *reference_pt2
```

A pairtable of the second reference structure.

```
unsigned int *referenceBPs1
```

Matrix containing number of basepairs of reference structure1 in interval [i,j].

```
unsigned int *referenceBPs2
```

Matrix containing number of basepairs of reference structure2 in interval [i,j].

```
unsigned int *bpdist
```

Matrix containing base pair distance of reference structure 1 and 2 on interval [i,j].

```
unsigned int *mm1
```

Maximum matching matrix, reference struct 1 disallowed.

```
unsigned int *mm2
```

Maximum matching matrix, reference struct 2 disallowed.

### Additional data fields for local folding

These data fields are typically populated with meaningful data only if used in the context of local folding

```
int window_size
```

window size for local folding sliding window approach

```
char **ptype_local
```

Pair type array (for local folding)

```
vrna_zsc_dat_t zscore_data
```

Data structure with settings for z-score computations.

## Public Members

union *vrna\_fc\_s*.[anonymous] [**anonymous**]

## The Dynamic Programming Matrices

This module provides interfaces that deal with creation and destruction of dynamic programming matrices used within the RNAlib.

### Typedefs

typedef struct *vrna\_mx\_mfe\_s* **vrna\_mx\_mfe\_t**

*#include <ViennaRNA/dp\_matrices.h>* Typename for the Minimum Free Energy (MFE) DP matrices data structure *vrna\_mx\_mfe\_s*.

typedef struct *vrna\_mx\_pf\_s* **vrna\_mx\_pf\_t**

*#include <ViennaRNA/dp\_matrices.h>* Typename for the Partition Function (PF) DP matrices data structure *vrna\_mx\_pf\_s*.

### Enums

enum **vrna\_mx\_type\_e**

An enumerator that is used to specify the type of a polymorphic Dynamic Programming (DP) matrix data structure.

#### See also:

*vrna\_mx\_mfe\_t*, *vrna\_mx\_pf\_t*

Values:

enumerator **VRNA\_MX\_DEFAULT**

Default DP matrices.

enumerator **VRNA\_MX\_WINDOW**

DP matrices suitable for local structure prediction using window approach.

#### See also:

*vrna\_mfe\_window()*, *vrna\_mfe\_window\_zscore()*, *pfl\_fold()*

enumerator **VRNA\_MX\_2DFOLD**

DP matrices suitable for distance class partitioned structure prediction.

#### See also:

*vrna\_mfe\_TwoD()*, *vrna\_pf\_TwoD()*

## Functions

int **vrna\_mx\_add**(*vrna\_fold\_compound\_t* \*fc, *vrna\_mx\_type\_e* type, unsigned int options)

*#include* <ViennaRNA/dp\_matrices.h> Add Dynamic Programming (DP) matrices (allocate memory)

This function adds DP matrices of a specific type to the provided *vrna\_fold\_compound\_t*, such that successive DP recursion can be applied. The function caller has to specify which type of DP matrix is requested, see *vrna\_mx\_type\_e*, and what kind of recursive algorithm will be applied later on, using the parameters type, and options, respectively. For the latter, Minimum free energy (MFE), and Partition function (PF) computations are distinguished. A third option that may be passed is *VRNA\_OPTION\_HYBRID*, indicating that auxiliary DP arrays are required for RNA-RNA interaction prediction.

### See also:

*vrna\_mx\_mfe\_add*(), *vrna\_mx\_pf\_add*(), *vrna\_fold\_compound*(), *vrna\_fold\_compound\_comparative*(), *vrna\_fold\_compound\_free*(), *vrna\_mx\_pf\_free*(), *vrna\_mx\_mfe\_free*(), *vrna\_mx\_type\_e*, *VRNA\_OPTION\_MFE*, *VRNA\_OPTION\_PF*, *VRNA\_OPTION\_HYBRID*, *VRNA\_OPTION\_EVAL\_ONLY*

---

**Note:** Usually, there is no need to call this function, since the constructors of *vrna\_fold\_compound\_t* are handling all the DP matrix memory allocation.

---

### Parameters

- **fc** – The *vrna\_fold\_compound\_t* that holds pointers to the DP matrices
- **type** – The type of DP matrices requested
- **options** – Option flags that specify the kind of DP matrices, such as MFE or PF arrays, and auxiliary requirements

### Returns

1 if DP matrices were properly allocated and attached, 0 otherwise

int **vrna\_mx\_mfe\_add**(*vrna\_fold\_compound\_t* \*fc, *vrna\_mx\_type\_e* mx\_type, unsigned int options)

*#include* <ViennaRNA/dp\_matrices.h>

int **vrna\_mx\_pf\_add**(*vrna\_fold\_compound\_t* \*fc, *vrna\_mx\_type\_e* mx\_type, unsigned int options)

*#include* <ViennaRNA/dp\_matrices.h>

int **vrna\_mx\_prepare**(*vrna\_fold\_compound\_t* \*fc, unsigned int options)

*#include* <ViennaRNA/dp\_matrices.h>

void **vrna\_mx\_mfe\_free**(*vrna\_fold\_compound\_t* \*fc)

*#include* <ViennaRNA/dp\_matrices.h> Free memory occupied by the Minimum Free Energy (MFE) Dynamic Programming (DP) matrices.

### See also:

*vrna\_fold\_compound*(), *vrna\_fold\_compound\_comparative*(), *vrna\_fold\_compound\_free*(), *vrna\_mx\_pf\_free*()

### Parameters

- **fc** – The *vrna\_fold\_compound\_t* storing the MFE DP matrices that are to be erased from memory

void **vrna\_mx\_pf\_free**(*vrna\_fold\_compound\_t* \*fc)

#include <ViennaRNA/dp\_matrices.h> Free memory occupied by the Partition Function (PF) Dynamic Programming (DP) matrices.

**See also:**

*vrna\_fold\_compound*(), *vrna\_fold\_compound\_comparative*(), *vrna\_fold\_compound\_free*(),  
*vrna\_mx\_mfe\_free*()

**Parameters**

- **fc** – The *vrna\_fold\_compound\_t* storing the PF DP matrices that are to be erased from memory

struct **vrna\_mx\_mfe\_s**

#include <ViennaRNA/dp\_matrices.h> Minimum Free Energy (MFE) Dynamic Programming (DP) matrices data structure required within the *vrna\_fold\_compound\_t*.

**Common fields for MFE matrices**

const *vrna\_mx\_type\_e* **type**

Type of the DP matrices

unsigned int **length**

Length of the sequence, therefore an indicator of the size of the DP matrices.

unsigned int **strands**

Number of strands

**Default DP matrices**

---

**Note:** These data fields are available if

<code>vrna_mx_mfe_t.type == VRNA_MX_DEFAULT</code>
--

---

int \***c**

Energy array, given that i-j pair.

int \***f5**

Energy of 5' end.

int \***f3**

Energy of 3' end.

int \*\***fms5**

Energy for connected interstrand configurations.

int \*\***fms3**  
 Energy for connected interstrand configurations

int \***fML**  
 Multi-loop auxiliary energy array.

int \***fM1**  
 Second ML array, only for unique multibranch loop decomposition.

int \***fM2**  
 Energy for a multibranch loop region with exactly two stems, extending to 3' end.

int \***ggg**  
 Energies of g-quadruplexes.

int **Fc**  
 Minimum Free Energy of entire circular RNA.

int **FcH**  
 Minimum Free Energy of hairpin loop cases in circular RNA.

int **FcI**  
 Minimum Free Energy of internal loop cases in circular RNA.

int **FcM**  
 Minimum Free Energy of multibranch loop cases in circular RNA.

### Local Folding DP matrices using window approach

---

**Note:** These data fields are available if

<code>vrna_mx_mfe_t.type == VRNA_MX_WINDOW</code>
---

---

int \*\***c\_local**  
 Energy array, given that i-j pair.

int \***f3\_local**  
 Energy of 5' end.

int \*\***fML\_local**  
 Multi-loop auxiliary energy array.

int \*\***ggg\_local**  
 Energies of g-quadruplexes.

**Distance Class DP matrices**

---

**Note:** These data fields are available if

<code>vrna_mx_mfe_t.type == VRNA_MX_2DFOLD</code>
---

---

`int ***E_F5`

`int **l_min_F5`

`int **l_max_F5`

`int *k_min_F5`

`int *k_max_F5`

`int ***E_F3`

`int **l_min_F3`

`int **l_max_F3`

`int *k_min_F3`

`int *k_max_F3`

`int ***E_C`

`int **l_min_C`

`int **l_max_C`

`int *k_min_C`

`int *k_max_C`

`int ***E_M`

`int **l_min_M`

`int **l_max_M`

`int *k_min_M`

```
int *k_max_M
int ***E_M1
int **l_min_M1
int **l_max_M1
int *k_min_M1
int *k_max_M1
int ***E_M2
int **l_min_M2
int **l_max_M2
int *k_min_M2
int *k_max_M2
int **E_Fc
int *l_min_Fc
int *l_max_Fc
int k_min_Fc
int k_max_Fc
int **E_FcH
int *l_min_FcH
int *l_max_FcH
int k_min_FcH
int k_max_FcH
int **E_FcI
int *l_min_FcI
```

```
int *l_max_FcI
```

```
int k_min_FcI
```

```
int k_max_FcI
```

```
int **E_FcM
```

```
int *l_min_FcM
```

```
int *l_max_FcM
```

```
int k_min_FcM
```

```
int k_max_FcM
```

```
int *E_F5_rem
```

```
int *E_F3_rem
```

```
int *E_C_rem
```

```
int *E_M_rem
```

```
int *E_M1_rem
```

```
int *E_M2_rem
```

```
int E_Fc_rem
```

```
int E_FcH_rem
```

```
int E_FcI_rem
```

```
int E_FcM_rem
```

### Public Members

```
union vrna_mx_mfe_s.[anonymous] [anonymous]
```

```
struct vrna_mx_pf_s
```

```
#include <ViennaRNA/dp_matrices.h> Partition function (PF) Dynamic Programming (DP) matrices  
data structure required within the vrna_fold_compound_t.
```



**Common fields for DP matrices**

const *vrna\_mx\_type\_e* **type**

Type of the DP matrices

unsigned int **length**

Size of the DP matrices (i.e. sequence length)

*FLT\_OR\_DBL* \***scale**

Boltzmann factor scaling

*FLT\_OR\_DBL* \***expMLbase**

Boltzmann factors for unpaired bases in multibranch loop

**Default PF matrices**


---

**Note:** These data fields are available if

<code>vrna_mx_pf_t.type == VRNA_MX_DEFAULT</code>
---

---

*FLT\_OR\_DBL* \***q**

*FLT\_OR\_DBL* \***qb**

*FLT\_OR\_DBL* \***qm**

*FLT\_OR\_DBL* \***qm1**

*FLT\_OR\_DBL* \***probs**

*FLT\_OR\_DBL* \***q1k**

*FLT\_OR\_DBL* \***q1n**

*FLT\_OR\_DBL* \***G**

*FLT\_OR\_DBL* **qo**

*FLT\_OR\_DBL* \***qm2**

*FLT\_OR\_DBL* **qho**

*FLT\_OR\_DBL* **qio**

*FLT\_OR\_DBL* **qmo**

### Local Folding DP matrices using window approach

---

**Note:** These data fields are available if

<code>vrna_mx_mfe_t.type == VRNA_MX_WINDOW</code>
---

---

*FLT\_OR\_DBL* **\*\*q\_local**

*FLT\_OR\_DBL* **\*\*qb\_local**

*FLT\_OR\_DBL* **\*\*qm\_local**

*FLT\_OR\_DBL* **\*\*pR**

*FLT\_OR\_DBL* **\*\*qm2\_local**

*FLT\_OR\_DBL* **\*\*QI5**

*FLT\_OR\_DBL* **\*\*q21**

*FLT\_OR\_DBL* **\*\*qmb**

*FLT\_OR\_DBL* **\*\*G\_local**

### Distance Class DP matrices

---

**Note:** These data fields are available if

<code>vrna_mx_pf_t.type == VRNA_MX_2DFOLD</code>
--

---

*FLT\_OR\_DBL* **\*\*\*Q**

int **\*\*l\_min\_Q**

int **\*\*l\_max\_Q**

int **\*k\_min\_Q**

int **\*k\_max\_Q**

*FLT\_OR\_DBL* **\*\*\*Q\_B**

```
int **l_min_Q_B
int **l_max_Q_B
int *k_min_Q_B
int *k_max_Q_B
FLT_OR_DBL ***Q_M
int **l_min_Q_M
int **l_max_Q_M
int *k_min_Q_M
int *k_max_Q_M
FLT_OR_DBL ***Q_M1
int **l_min_Q_M1
int **l_max_Q_M1
int *k_min_Q_M1
int *k_max_Q_M1
FLT_OR_DBL ***Q_M2
int **l_min_Q_M2
int **l_max_Q_M2
int *k_min_Q_M2
int *k_max_Q_M2
FLT_OR_DBL **Q_c
int *l_min_Q_c
int *l_max_Q_c
int k_min_Q_c
```

int **k\_max\_Q\_c**

*FLT\_OR\_DBL* **\*\*Q\_cH**

int **\*l\_min\_Q\_cH**

int **\*l\_max\_Q\_cH**

int **k\_min\_Q\_cH**

int **k\_max\_Q\_cH**

*FLT\_OR\_DBL* **\*\*Q\_cI**

int **\*l\_min\_Q\_cI**

int **\*l\_max\_Q\_cI**

int **k\_min\_Q\_cI**

int **k\_max\_Q\_cI**

*FLT\_OR\_DBL* **\*\*Q\_cM**

int **\*l\_min\_Q\_cM**

int **\*l\_max\_Q\_cM**

int **k\_min\_Q\_cM**

int **k\_max\_Q\_cM**

*FLT\_OR\_DBL* **\*Q\_rem**

*FLT\_OR\_DBL* **\*Q\_B\_rem**

*FLT\_OR\_DBL* **\*Q\_M\_rem**

*FLT\_OR\_DBL* **\*Q\_M1\_rem**

*FLT\_OR\_DBL* **\*Q\_M2\_rem**

*FLT\_OR\_DBL* **Q\_c\_rem**

*FLT\_OR\_DBL* **Q\_cH\_rem**

*FLT\_OR\_DBL* **Q\_cI\_rem**

*FLT\_OR\_DBL* **Q\_cM\_rem**

## Public Members

union *vrna\_mx\_pf\_s*.[anonymous] [**anonymous**]

## Hash Tables

Various implementations of hash table functions.

Hash tables are common data structures that allow for fast random access to the data that is stored within.

Here, we provide an abstract implementation of a hash table interface and a concrete implementation for pairs of secondary structure and corresponding free energy value.

### Abstract interface

typedef struct *vrna\_hash\_table\_s* \***vrna\_hash\_table\_t**

*#include* <*ViennaRNA/datastructures/hash\_tables.h*> A hash table object.

#### See also:

*vrna\_ht\_init()*, *vrna\_ht\_free()*

typedef int (\***vrna\_ht\_cmp\_f**)(void \*x, void \*y)

*#include* <*ViennaRNA/datastructures/hash\_tables.h*> Callback function to compare two hash table entries.

#### See also:

*vrna\_ht\_init()*, *vrna\_ht\_db\_comp()*

#### Param x

A hash table entry

#### Param y

A hash table entry

#### Return

-1 if x is smaller, +1 if x is larger than y. 0 if  $x == y$

int() **vrna\_callback\_ht\_compare\_entries** (void \*x, void \*y)

*#include* <*ViennaRNA/datastructures/hash\_tables.h*>

```
typedef unsigned int (*vrna_ht_hashfunc_f)(void *x, unsigned long hashtable_size)
```

*#include <ViennaRNA/datastructures/hash\_tables.h>* Callback function to generate a hash key, i.e. hash function.

**See also:**

*vrna\_ht\_init(), vrna\_ht\_db\_hash\_func()*

**Param x**

A hash table entry

**Param hashtable\_size**

The size of the hash table

**Return**

The hash table key for entry x

```
unsigned int() vrna_callback_ht_hash_function (void *x,  
unsigned long hashtable_size)
```

*#include <ViennaRNA/datastructures/hash\_tables.h>*

```
typedef int (*vrna_ht_free_f)(void *x)
```

*#include <ViennaRNA/datastructures/hash\_tables.h>* Callback function to free a hash table entry.

**See also:**

*vrna\_ht\_init(), vrna\_ht\_db\_free\_entry()*

**Param x**

A hash table entry

**Return**

0 on success

```
int() vrna_callback_ht_free_entry (void *x)
```

*#include <ViennaRNA/datastructures/hash\_tables.h>*

```
vrna_hash_table_t vrna_ht_init(unsigned int b, vrna_ht_cmp_f compare_function,  
vrna_ht_hashfunc_f hash_function, vrna_ht_free_f free_hash_entry)
```

*#include <ViennaRNA/datastructures/hash\_tables.h>* Get an initialized hash table.

This function returns a ready-to-use hash table with pre-allocated memory for a particular number of entries.

---

**Note:**

If all function pointers are NULL, this function initializes the hash table with *default functions*, i.e.

- *vrna\_ht\_db\_comp()* for the *compare\_function*,
- *vrna\_ht\_db\_hash\_func()* for the *hash\_function*, and
- *vrna\_ht\_db\_free\_entry()* for the *free\_hash\_entry*

arguments.

---

**Warning:** If `hash_bits` is larger than 27 you have to compile it with the flag `gcc -mmodel=large`.

#### Parameters

- **b** – Number of bits for the hash table. This determines the size ( $2^b - 1$ ).
- **compare\_function** – A function pointer to compare any two entries in the hash table (may be NULL)
- **hash\_function** – A function pointer to retrieve the hash value of any entry (may be NULL)
- **free\_hash\_entry** – A function pointer to free the memory occupied by any entry (may be NULL)

#### Returns

An initialized, empty hash table, or NULL on any error

unsigned long **vrna\_ht\_size**(*vrna\_hash\_table\_t* ht)

*#include <ViennaRNA/datastructures/hash\_tables.h>* Get the size of the hash table.

#### Parameters

- **ht** – The hash table

#### Returns

The size of the hash table, i.e. the maximum number of entries

unsigned long **vrna\_ht\_collisions**(struct *vrna\_hash\_table\_s* \*ht)

*#include <ViennaRNA/datastructures/hash\_tables.h>* Get the number of collisions in the hash table.

#### Parameters

- **ht** – The hash table

#### Returns

The number of collisions in the hash table

void \***vrna\_ht\_get**(*vrna\_hash\_table\_t* ht, void \*x)

*#include <ViennaRNA/datastructures/hash\_tables.h>* Get an element from the hash table.

This function takes an object `x` and performs a look-up whether the object is stored within the hash table `ht`. If the object is already stored in `ht`, the function simply returns the entry, otherwise it returns NULL.

#### See also:

*vrna\_ht\_insert()*, *vrna\_hash\_delete()*, *vrna\_ht\_init()*

#### Parameters

- **ht** – The hash table
- **x** – The hash entry to look-up

#### Returns

The entry `x` if it is stored in `ht`, NULL otherwise

int **vrna\_ht\_insert**(*vrna\_hash\_table\_t* ht, void \*x)

*#include <ViennaRNA/datastructures/hash\_tables.h>* Insert an object into a hash table.

Writes the pointer to your hash entry into the table.

**See also:**

*vrna\_ht\_init()*, *vrna\_hash\_delete()*, *vrna\_ht\_clear()*

**Warning:** In case of collisions, this function simply increments the hash key until a free entry in the hash table is found.

**Parameters**

- **ht** – The hash table
- **x** – The hash entry

**Returns**

0 on success, 1 if the value is already in the hash table, -1 on error.

void **vrna\_ht\_remove**(*vrna\_hash\_table\_t* ht, void \*x)

*#include* <ViennaRNA/datastructures/hash\_tables.h> Remove an object from the hash table.

Deletes the pointer to your hash entry from the table.

---

**Note:** This function doesn't free any memory occupied by the hash entry.

---

**Parameters**

- **ht** – The hash table
- **x** – The hash entry

void **vrna\_ht\_clear**(*vrna\_hash\_table\_t* ht)

*#include* <ViennaRNA/datastructures/hash\_tables.h> Clear the hash table.

This function removes all entries from the hash table and automatically free's the memory occupied by each entry using the bound *vrna\_ht\_free\_f()* function.

**See also:**

*vrna\_ht\_free()*, *vrna\_ht\_init()*

**Parameters**

- **ht** – The hash table

void **vrna\_ht\_free**(*vrna\_hash\_table\_t* ht)

*#include* <ViennaRNA/datastructures/hash\_tables.h> Free all memory occupied by the hash table.

This function removes all entries from the hash table by calling the *vrna\_ht\_free\_f()* function for each entry. Finally, the memory occupied by the hash table itself is free'd as well.

**Parameters**

- **ht** – The hash table



## Dot-Bracket / Free Energy entries

int **vrna\_ht\_db\_comp**(void \*x, void \*y)

*#include* <ViennaRNA/datastructures/hash\_tables.h> Default hash table entry comparison.

This is the default comparison function for hash table entries. It assumes the both entries *x* and *y* are of type *vrna\_ht\_entry\_db\_t* and compares the *structure* attribute of both entries

### See also:

*vrna\_ht\_entry\_db\_t*, *vrna\_ht\_init()*, *vrna\_ht\_db\_hash\_func()*, *vrna\_ht\_db\_free\_entry()*

### Parameters

- **x** – A hash table entry of type *vrna\_ht\_entry\_db\_t*
- **y** – A hash table entry of type *vrna\_ht\_entry\_db\_t*

### Returns

-1 if *x* is smaller, +1 if *x* is larger than *y*. 0 if both are equal.

unsigned int **vrna\_ht\_db\_hash\_func**(void \*x, unsigned long hashtable\_size)

*#include* <ViennaRNA/datastructures/hash\_tables.h> Default hash function.

This is the default hash function for hash table insertion/lookup. It assumes that entries are of type *vrna\_ht\_entry\_db\_t* and uses the Bob Jenkins 1996 mix function to create a hash key from the *structure* attribute of the hash entry.

### See also:

*vrna\_ht\_entry\_db\_t*, *vrna\_ht\_init()*, *vrna\_ht\_db\_comp()*, *vrna\_ht\_db\_free\_entry()*

### Parameters

- **x** – A hash table entry to compute the key for
- **hashtable\_size** – The size of the hash table

### Returns

The hash key for entry *x*

int **vrna\_ht\_db\_free\_entry**(void \*hash\_entry)

*#include* <ViennaRNA/datastructures/hash\_tables.h> Default function to free memory occupied by a hash entry.

This function assumes that hash entries are of type *vrna\_ht\_entry\_db\_t* and free's the memory occupied by that entry.

### See also:

*vrna\_ht\_entry\_db\_t*, *vrna\_ht\_init()*, *vrna\_ht\_db\_comp()*, *vrna\_ht\_db\_hash\_func()*

### Parameters

- **hash\_entry** – The hash entry to remove from memory

### Returns

0 on success

struct **vrna\_ht\_entry\_db\_t**

*#include* <ViennaRNA/datastructures/hash\_tables.h> Default hash table entry.

**See also:**

*vrna\_ht\_init()*, *vrna\_ht\_db\_comp()*, *vrna\_ht\_db\_hash\_func()*, *vrna\_ht\_db\_free\_entry()*

**Public Members**

char \***structure**

A secondary structure in dot-bracket notation

float **energy**

The free energy of **structure**

## Heaps

Interface for an abstract implementation of a heap data structure.

## Typedefs

typedef struct vrna\_heap\_s \***vrna\_heap\_t**

*#include* <ViennaRNA/datastructures/heap.h> An abstract heap data structure.

**See also:**

*vrna\_heap\_init()*, *vrna\_heap\_free()*, *vrna\_heap\_insert()*, *vrna\_heap\_pop()*, *vrna\_heap\_top()*,  
*vrna\_heap\_remove()*, *vrna\_heap\_update()*

typedef int (\***vrna\_heap\_cmp\_f**)(const void \*a, const void \*b, void \*data)

*#include* <ViennaRNA/datastructures/heap.h> Heap compare function prototype.

Use this prototype to design the compare function for the heap implementation. The arbitrary data pointer *data* may be used to get access to further information required to actually compare the two values *a* and *b*.

---

**Note:** The heap implementation acts as a *min-heap*, therefore, the minimum element will be present at the heap's root. In case a *max-heap* is required, simply reverse the logic of this compare function.

---

**Param a**

The first object to compare

**Param b**

The second object to compare

**Param data**

An arbitrary data pointer passed through from the heap implementation

**Return**

A value less than zero if  $a < b$ , a value greater than zero if  $a > b$ , and 0 otherwise

```
int() vrna_callback_heap_cmp (const void *a, const void *b, void *data)
```

```
#include <ViennaRNA/datastructures/heap.h>
```

```
typedef size_t (*vrna_heap_get_pos_f)(const void *a, void *data)
```

```
#include <ViennaRNA/datastructures/heap.h> Retrieve the position of a particular heap entry within the heap.
```

**Param a**

The object to look-up within the heap

**Param data**

An arbitrary data pointer passed through from the heap implementation

**Return**

The position of the element *a* within the heap, or 0 if it is not in the heap

```
size_t() vrna_callback_heap_get_pos (const void *a, void *data)
```

```
#include <ViennaRNA/datastructures/heap.h>
```

```
typedef void (*vrna_heap_set_pos_f)(const void *a, size_t pos, void *data)
```

```
#include <ViennaRNA/datastructures/heap.h> Store the position of a particular heap entry within the heap.
```

**Param a**

The object whose position shall be stored

**Param pos**

The current position of *a* within the heap, or 0 if *a* was deleted

**Param data**

An arbitrary data pointer passed through from the heap implementation

```
void() vrna_callback_heap_set_pos (const void *a, size_t pos, void *data)
```

```
#include <ViennaRNA/datastructures/heap.h>
```

**Functions**

```
vrna_heap_t vrna_heap_init(size_t n, vrna_heap_cmp_f cmp, vrna_heap_get_pos_f get_entry_pos,
                          vrna_heap_set_pos_f set_entry_pos, void *data)
```

```
#include <ViennaRNA/datastructures/heap.h> Initialize a heap data structure.
```

This function initializes a heap data structure. The implementation is based on a *min-heap*, i.e. the minimal element is located at the root of the heap. However, by reversing the logic of the compare function, one can easily transform this into a *max-heap* implementation.

Beside the regular operations on a heap data structure, we implement removal and update of arbitrary elements within the heap. For that purpose, however, one requires a reverse-index lookup system that, (i) for a given element stores the current position in the heap, and (ii) allows for fast lookup of an elements current position within the heap. The corresponding getter- and setter- functions may be provided through the arguments `get_entry_pos` and `set_entry_pos`, respectively.

Sometimes, it is difficult to simply compare two data structures without any context. Therefore, the compare function is provided with a user-defined data pointer that can hold any context required.

**See also:**

*vrna\_heap\_free()*, *vrna\_heap\_insert()*, *vrna\_heap\_pop()*, *vrna\_heap\_top()*, *vrna\_heap\_remove()*, *vrna\_heap\_update()*, *vrna\_heap\_t*, *vrna\_heap\_cmp\_f*, *vrna\_heap\_get\_pos\_f*, *vrna\_heap\_set\_pos\_f*

**Warning:** If any of the arguments *get\_entry\_pos* or *set\_entry\_pos* is NULL, the operations *vrna\_heap\_update()* and *vrna\_heap\_remove()* won't work.

**Parameters**

- **n** – The initial size of the heap, i.e. the number of elements to store
- **cmp** – The address of a compare function that will be used to fulfill the partial order requirement
- **get\_entry\_pos** – The address of a function that retrieves the position of an element within the heap (or NULL)
- **set\_entry\_pos** – The address of a function that stores the position of an element within the heap (or NULL)
- **data** – An arbitrary data pointer passed through to the compare function *cmp*, and the set/get functions *get\_entry\_pos* / *set\_entry\_pos*

**Returns**

An initialized heap data structure, or NULL on error

void **vrna\_heap\_free**(*vrna\_heap\_t* h)

*#include <ViennaRNA/datastructures/heap.h>* Free memory occupied by a heap data structure.

**See also:**

*vrna\_heap\_init()*

**Parameters**

- **h** – The heap that should be free'd

size\_t **vrna\_heap\_size**(struct *vrna\_heap\_s* \*h)

*#include <ViennaRNA/datastructures/heap.h>* Get the size of a heap data structure, i.e. the number of stored elements.

**Parameters**

- **h** – The heap data structure

**Returns**

The number of elements currently stored in the heap, or 0 upon any error

void **vrna\_heap\_insert**(*vrna\_heap\_t* h, void \*v)

*#include <ViennaRNA/datastructures/heap.h>* Insert an element into the heap.

**See also:**

*vrna\_heap\_init()*, *vrna\_heap\_pop()*, *vrna\_heap\_top()*, *vrna\_heap\_free()*, *vrna\_heap\_remove()*, *vrna\_heap\_update()*

**Parameters**

- **h** – The heap data structure
- **v** – A pointer to the object that is about to be inserted into the heap

```
void *vrna_heap_pop(vrna_heap_t h)
```

*#include <ViennaRNA/datastructures/heap.h>* Pop (remove and return) the object at the root of the heap.

This function removes the root from the heap and returns it to the caller.

**See also:**

*vrna\_heap\_init()*, *vrna\_heap\_top()*, *vrna\_heap\_insert()*, *vrna\_heap\_free()* *vrna\_heap\_remove()*, *vrna\_heap\_update()*

**Parameters**

- **h** – The heap data structure

**Returns**

The object at the root of the heap, i.e. the minimal element (or NULL if (a) the heap is empty or (b) any error occurred)

```
const void *vrna_heap_top(vrna_heap_t h)
```

*#include <ViennaRNA/datastructures/heap.h>* Get the object at the root of the heap.

**See also:**

*vrna\_heap\_init()*, *vrna\_heap\_pop()*, *vrna\_heap\_insert()*, *vrna\_heap\_free()* *vrna\_heap\_remove()*, *vrna\_heap\_update()*

**Parameters**

- **h** – The heap data structure

**Returns**

The object at the root of the heap, i.e. the minimal element (or NULL if (a) the heap is empty or (b) any error occurred)

```
void *vrna_heap_remove(vrna_heap_t h, const void *v)
```

*#include <ViennaRNA/datastructures/heap.h>* Remove an arbitrary element within the heap.

**See also:**

*vrna\_heap\_init()*, *vrna\_heap\_get\_pos\_f*, *vrna\_heap\_set\_pos\_f*, *vrna\_heap\_pop()*, *vrna\_heap\_free()*

**Warning:** This function won't work if the heap was not properly initialized with callback functions for fast reverse-index mapping!

**Parameters**

- **h** – The heap data structure
- **v** – The object to remove from the heap

**Returns**

The object that was removed from the heap (or NULL if (a) it wasn't found or (b) any error occurred)

```
void *vrna_heap_update(vrna_heap_t h, void *v)
#include <ViennaRNA/datastructures/heap.h> Update an arbitrary element within the heap.
```

**See also:**

```
vrna_heap_init(), vrna_heap_get_pos_f, vrna_heap_set_pos_f vrna_heap_pop(),
vrna_heap_remove(), vrna_heap_free()
```

---

**Note:** If the object that is to be updated is not currently stored in the heap, it will be inserted. In this case, the function returns NULL.

---

**Warning:** This function won't work if the heap was not properly initialized with callback functions for fast reverse-index mapping!

**Parameters**

- **h** – The heap data structure
- **v** – The object to update

**Returns**

The 'previous' object within the heap that now got replaced by **v** (or NULL if (a) it wasn't found or (b) any error occurred)

## Arrays

Interface for an abstract implementation of an array data structure.

Arrays of a particular Type are defined and initialized using the following code:

```
vrna_array(Type) my_array;
vrna_array_init(my_array);
```

or equivalently:

```
vrna_array_make(Type, my_array);
```

Dynamic arrays can be used like regular pointers, i.e. elements are simply addressed using the [] operator, e.g.:

```
my_array[1] = 42;
```

Using the `vrna_array_append` macro, items can be safely appended and the array will grow accordingly if required:

```
vrna_array_append(my_array, item);
```

Finally, memory occupied by an array must be released using the `vrna_array_free` macro:

```
vrna_array_free(my_array);
```

Use the `vrna_array_size` macro to get the number of items stored in an array, e.g. for looping over its elements:

```
// define and initialize
vrna_array_make(int, my_array);

// append some items
```

(continues on next page)

(continued from previous page)

```

vrna_array_append(my_array, 42);
vrna_array_append(my_array, 23);
vrna_array_append(my_array, 5);

// loop over items and print
for (size_t i = 0; i < vrna_array_size(my_array); i++)
    printf("%d\n", my_array[i]);

// release memory of the array
vrna_array_free(my_array);

```

Under the hood, arrays are preceded by a header that actually stores the number of items they contain and the capacity of elements they are able to store. The general ideas for this implementation are taken from [Ginger Bill's C Helper Library](#) (public domain).

## Defines

**vrna\_array**(Type)

*#include <ViennaRNA/datastructures/array.h>* Define an array.

**vrna\_array\_make**(Type, Name)

*#include <ViennaRNA/datastructures/array.h>* Make an array Name of type Type.

**VRNA\_ARRAY\_GROW\_FORMULA**(n)

*#include <ViennaRNA/datastructures/array.h>* The default growth formula for array.

**VRNA\_ARRAY\_HEADER**(input)

*#include <ViennaRNA/datastructures/array.h>* Retrieve a pointer to the header of an array input.

**vrna\_array\_size**(input)

*#include <ViennaRNA/datastructures/array.h>* Get the number of elements of an array input.

**vrna\_array\_capacity**(input)

*#include <ViennaRNA/datastructures/array.h>* Get the size of an array input, i.e. its actual capacity.

**vrna\_array\_set\_capacity**(a, capacity)

*#include <ViennaRNA/datastructures/array.h>* Explicitly set the capacity of an array a.

**vrna\_array\_init\_size**(a, init\_size)

*#include <ViennaRNA/datastructures/array.h>* Initialize an array a with a particular pre-allocated size init\_size.

**vrna\_array\_init**(a)

*#include <ViennaRNA/datastructures/array.h>* Initialize an array a.

**vrna\_array\_free**(a)

*#include <ViennaRNA/datastructures/array.h>* Release memory of an array a.

**vrna\_array\_append**(a, item)

*#include <ViennaRNA/datastructures/array.h>* Safely append an item to an array a.

**vrna\_array\_grow**(a, min\_capacity)

*#include <ViennaRNA/datastructures/array.h>* Grow an array a to provide a minimum capacity min\_capacity.

## Typedefs

typedef struct *vrna\_array\_header\_s* **vrna\_array\_header\_t**  
*#include <ViennaRNA/datastructures/array.h>* The header of an array.

## Functions

void \***vrna\_\_array\_set\_capacity**(void \*array, size\_t capacity, size\_t element\_size)  
*#include <ViennaRNA/datastructures/array.h>* Explicitly set the capacity of an array.

---

**Note:** Do not use this function. Rather resort to the *vrna\_array\_set\_capacity* macro

---

struct **vrna\_array\_header\_s**  
*#include <ViennaRNA/datastructures/array.h>* The header of an array.

## Public Members

size\_t **num**  
The number of elements in an array.

size\_t **size**  
The actual capacity of an array.

## Strings

### Defines

**VRNA\_STRING\_HEADER**(s)  
*#include <ViennaRNA/datastructures/string.h>*

### Typedefs

typedef char \***vrna\_string\_t**  
*#include <ViennaRNA/datastructures/string.h>*

typedef struct *vrna\_string\_header\_s* **vrna\_string\_header\_t**  
*#include <ViennaRNA/datastructures/string.h>* The header of an array.



## Functions

```
vrna_string_t vrna_string_make(char const *str)
    #include <ViennaRNA/datastructures/string.h>
void vrna_string_free(vrna_string_t str)
    #include <ViennaRNA/datastructures/string.h>
vrna_string_t vrna_string_append(vrna_string_t str, vrna_string_t const other)
    #include <ViennaRNA/datastructures/string.h>
vrna_string_t vrna_string_append_cstring(vrna_string_t str, char const *other)
    #include <ViennaRNA/datastructures/string.h>
```

```
struct vrna_string_header_s
    #include <ViennaRNA/datastructures/string.h> The header of an array.
```

## Public Members

```
size_t len
    The length of the string.

size_t size
    The actual capacity of an array.

size_t shift_post

char backup
```

## Buffers

Functions that provide dynamically buffered stream-like data structures.

## Typedefs

```
typedef struct vrna_cstr_s *vrna_cstr_t
    #include <ViennaRNA/datastructures/char_stream.h>

typedef struct vrna_ordered_stream_s *vrna_ostream_t
    #include <ViennaRNA/datastructures/stream_output.h> An ordered output stream structure with un-
    ordered insert capabilities.

typedef void (*vrna_stream_output_f)(void *auxdata, unsigned int i, void *data)
    #include <ViennaRNA/datastructures/stream_output.h> Ordered stream processing callback.

    This callback will be processed in sequential order as soon as sequential data in the output stream
    becomes available.
```

---

**Note:** The callback must also release the memory occupied by the data passed since the stream will lose any reference to it after the callback has been executed.

---

**Param auxdata**

A shared pointer for all calls, as provided by the second argument to *vrna\_ostream\_init()*

**Param i**

The index number of the data passed to data

**Param data**

A block of data ready for processing

**void() vrna\_callback\_stream\_output (void \*auxdata, unsigned int i, void \*data)**

*#include <ViennaRNA/datastructures/stream\_output.h>*

## Functions

*vrna\_cstr\_t vrna\_cstr*(size\_t size, FILE \*output)

*#include <ViennaRNA/datastructures/char\_stream.h>* Create a dynamic char \* stream data structure.

**See also:**

*vrna\_cstr\_free()*, *vrna\_cstr\_close()*, *vrna\_cstr\_fflush()*, *vrna\_cstr\_discard()*, *vrna\_cstr\_printf()*

**Parameters**

- **size** – The initial size of the buffer in characters
- **output** – An optional output file stream handle that is used to write the collected data to (defaults to *stdout* if *NULL*)

**void vrna\_cstr\_discard**(struct vrna\_cstr\_s \*buf)

*#include <ViennaRNA/datastructures/char\_stream.h>* Discard the current content of the dynamic char \* stream data structure.

**See also:**

*vrna\_cstr\_free()*, *vrna\_cstr\_close()*, *vrna\_cstr\_fflush()*, *vrna\_cstr\_printf()*

**Parameters**

- **buf** – The dynamic char \* stream data structure to free

**void vrna\_cstr\_free**(*vrna\_cstr\_t* buf)

*#include <ViennaRNA/datastructures/char\_stream.h>* Free the memory occupied by a dynamic char \* stream data structure.

This function first flushes any remaining character data within the stream and then free's the memory occupied by the data structure.

**See also:**

*vrna\_cstr\_close()*, *vrna\_cstr\_fflush()*, *vrna\_cstr()*

**Parameters**

- **buf** – The dynamic char \* stream data structure to free

void **vrna\_cstr\_close**(*vrna\_cstr\_t* buf)

*#include <ViennaRNA/datastructures/char\_stream.h>* Free the memory occupied by a dynamic char \* stream and close the output stream.

This function first flushes any remaining character data within the stream then closes the attached output file stream (if any), and finally free's the memory occupied by the data structure.

**See also:**

*vrna\_cstr\_free()*, *vrna\_cstr\_fflush()*, *vrna\_cstr()*

#### Parameters

- **buf** – The dynamic char \* stream data structure to free

void **vrna\_cstr\_fflush**(struct *vrna\_cstr\_s* \*buf)

*#include <ViennaRNA/datastructures/char\_stream.h>* Flush the dynamic char \* output stream.

This function flushes the collected char \* stream, either by writing to the attached file handle, or simply by writing to *stdout* if no file handle has been attached upon construction using *vrna\_cstr()*.

**See also:**

*vrna\_cstr()*, *vrna\_cstr\_close()*, *vrna\_cstr\_free()*

#### Parameters

- **buf** – The dynamic char \* stream data structure to flush

#### Post

The stream buffer is empty after execution of this function

const char \***vrna\_cstr\_string**(*vrna\_cstr\_t* buf)

*#include <ViennaRNA/datastructures/char\_stream.h>*

int **vrna\_cstr\_vprintf**(*vrna\_cstr\_t* buf, const char \*format, va\_list args)

*#include <ViennaRNA/datastructures/char\_stream.h>*

int **vrna\_cstr\_printf**(*vrna\_cstr\_t* buf, const char \*format, ...)

*#include <ViennaRNA/datastructures/char\_stream.h>*

void **vrna\_cstr\_message\_info**(*vrna\_cstr\_t* buf, const char \*format, ...)

*#include <ViennaRNA/datastructures/char\_stream.h>*

void **vrna\_cstr\_message\_vinfo**(*vrna\_cstr\_t* buf, const char \*format, va\_list args)

*#include <ViennaRNA/datastructures/char\_stream.h>*

void **vrna\_cstr\_message\_warning**(struct *vrna\_cstr\_s* \*buf, const char \*format, ...)

*#include <ViennaRNA/datastructures/char\_stream.h>*

void **vrna\_cstr\_message\_vwarning**(struct *vrna\_cstr\_s* \*buf, const char \*format, va\_list args)

*#include <ViennaRNA/datastructures/char\_stream.h>*

void **vrna\_cstr\_print\_fasta\_header**(*vrna\_cstr\_t* buf, const char \*head)

*#include <ViennaRNA/datastructures/char\_stream.h>*

void **vrna\_cstr\_printf\_structure**(struct *vrna\_cstr\_s* \*buf, const char \*structure, const char \*format, ...)

*#include <ViennaRNA/datastructures/char\_stream.h>*

```
void vrna_cstr_vprintf_structure(struct vrna_cstr_s *buf, const char *structure, const char *format,
                                va_list args)
    #include <ViennaRNA/datastructures/char_stream.h>

void vrna_cstr_printf_comment(struct vrna_cstr_s *buf, const char *format, ...)
    #include <ViennaRNA/datastructures/char_stream.h>

void vrna_cstr_vprintf_comment(struct vrna_cstr_s *buf, const char *format, va_list args)
    #include <ViennaRNA/datastructures/char_stream.h>

void vrna_cstr_printf_thead(struct vrna_cstr_s *buf, const char *format, ...)
    #include <ViennaRNA/datastructures/char_stream.h>

void vrna_cstr_vprintf_thead(struct vrna_cstr_s *buf, const char *format, va_list args)
    #include <ViennaRNA/datastructures/char_stream.h>

void vrna_cstr_printf_tbody(struct vrna_cstr_s *buf, const char *format, ...)
    #include <ViennaRNA/datastructures/char_stream.h>

void vrna_cstr_vprintf_tbody(struct vrna_cstr_s *buf, const char *format, va_list args)
    #include <ViennaRNA/datastructures/char_stream.h>

void vrna_cstr_print_eval_sd_corr(struct vrna_cstr_s *buf)
    #include <ViennaRNA/datastructures/char_stream.h>

void vrna_cstr_print_eval_ext_loop(struct vrna_cstr_s *buf, int energy)
    #include <ViennaRNA/datastructures/char_stream.h>

void vrna_cstr_print_eval_hp_loop(struct vrna_cstr_s *buf, int i, int j, char si, char sj, int energy)
    #include <ViennaRNA/datastructures/char_stream.h>

void vrna_cstr_print_eval_hp_loop_revert(struct vrna_cstr_s *buf, int i, int j, char si, char sj, int
                                         energy)
    #include <ViennaRNA/datastructures/char_stream.h>

void vrna_cstr_print_eval_int_loop(struct vrna_cstr_s *buf, int i, int j, char si, char sj, int k, int l,
                                    char sk, char sl, int energy)
    #include <ViennaRNA/datastructures/char_stream.h>

void vrna_cstr_print_eval_int_loop_revert(struct vrna_cstr_s *buf, int i, int j, char si, char sj, int
                                           k, int l, char sk, char sl, int energy)
    #include <ViennaRNA/datastructures/char_stream.h>

void vrna_cstr_print_eval_mb_loop(struct vrna_cstr_s *buf, int i, int j, char si, char sj, int energy)
    #include <ViennaRNA/datastructures/char_stream.h>

void vrna_cstr_print_eval_mb_loop_revert(struct vrna_cstr_s *buf, int i, int j, char si, char sj, int
                                          energy)
    #include <ViennaRNA/datastructures/char_stream.h>

void vrna_cstr_print_eval_gquad(struct vrna_cstr_s *buf, int i, int L, int l[3], int energy)
    #include <ViennaRNA/datastructures/char_stream.h>

vrna_ostream_t vrna_ostream_init(vrna_stream_output_f output, void *auxdata)
    #include <ViennaRNA/datastructures/stream_output.h> Get an initialized ordered output stream.
```

**See also:**

*vrna\_ostream\_free()*, *vrna\_ostream\_request()*, *vrna\_ostream\_provide()*

### Parameters

- **output** – A callback function that processes and releases data in the stream
- **auxdata** – A pointer to auxiliary data passed as first argument to the output callback

**Returns**

An initialized ordered output stream

void **vrna\_ostream\_free**(*vrna\_ostream\_t* dat)

*#include <ViennaRNA/datastructures/stream\_output.h>* Free an initialized ordered output stream.

**See also:**

*vrna\_ostream\_init()*

**Parameters**

- **dat** – The output stream for which occupied memory should be free'd

int **vrna\_ostream\_threadsafe**(void)

*#include <ViennaRNA/datastructures/stream\_output.h>*

void **vrna\_ostream\_request**(*vrna\_ostream\_t* dat, unsigned int num)

*#include <ViennaRNA/datastructures/stream\_output.h>* Request index in ordered output stream.

This function must be called prior to *vrna\_ostream\_provide()* to indicate that data associated with a certain index number is expected to be inserted into the stream in the future.

**See also:**

*vrna\_ostream\_init()*, *vrna\_ostream\_provide()*, *vrna\_ostream\_free()*

**Parameters**

- **dat** – The output stream for which the index is requested
- **num** – The index to request data for

void **vrna\_ostream\_provide**(*vrna\_ostream\_t* dat, unsigned int i, void \*data)

*#include <ViennaRNA/datastructures/stream\_output.h>* Provide output stream data for a particular index.

**See also:**

*vrna\_ostream\_request()*

**Parameters**

- **dat** – The output stream for which data is provided
- **i** – The index of the provided data
- **data** – The data provided

**Pre**

The index data is provided for must have been requested using *vrna\_ostream\_request()* beforehand.

## Typedefs

typedef struct *vrna\_basepair\_s* **vrna\_basepair\_t**  
#include <ViennaRNA/datastructures/basic.h> Typename for the base pair representing data structure *vrna\_basepair\_s*.

typedef struct *vrna\_elem\_prob\_s* **vrna\_plist\_t**  
#include <ViennaRNA/datastructures/basic.h> Typename for the base pair list representing data structure *vrna\_elem\_prob\_s*.

typedef struct *vrna\_bp\_stack\_s* **vrna\_bp\_stack\_t**  
#include <ViennaRNA/datastructures/basic.h> Typename for the base pair stack representing data structure *vrna\_bp\_stack\_s*.

typedef struct *vrna\_cpair\_s* **vrna\_cpair\_t**  
#include <ViennaRNA/datastructures/basic.h> Typename for data structure *vrna\_cpair\_s*.

typedef struct *vrna\_sect\_s* **vrna\_sect\_t**  
#include <ViennaRNA/datastructures/basic.h> Typename for stack of partial structures *vrna\_sect\_s*.

typedef struct *vrna\_data\_linear\_s* **vrna\_data\_lin\_t**  
#include <ViennaRNA/datastructures/basic.h>

typedef struct *vrna\_color\_s* **vrna\_color\_t**  
#include <ViennaRNA/datastructures/basic.h>

typedef double **FLT\_OR\_DBL**  
#include <ViennaRNA/datastructures/basic.h> Typename for floating point number in partition function computations.

typedef struct *vrna\_basepair\_s* **PAIR**  
#include <ViennaRNA/datastructures/basic.h> Old typename of *vrna\_basepair\_s*.

*Deprecated:*

Use *vrna\_basepair\_t* instead!

typedef struct *vrna\_elem\_prob\_s* **plist**  
#include <ViennaRNA/datastructures/basic.h> Old typename of *vrna\_elem\_prob\_s*.

*Deprecated:*

Use *vrna\_ep\_t* or *vrna\_elem\_prob\_s* instead!

typedef struct *vrna\_cpair\_s* **cpair**  
#include <ViennaRNA/datastructures/basic.h> Old typename of *vrna\_cpair\_s*.

*Deprecated:*

Use *vrna\_cpair\_t* instead!

typedef struct *vrna\_sect\_s* **sect**

*#include <ViennaRNA/datastructures/basic.h>* Old typename of *vrna\_sect\_s*.

*Deprecated:*

Use *vrna\_sect\_t* instead!

typedef struct *vrna\_bp\_stack\_s* **bondT**

*#include <ViennaRNA/datastructures/basic.h>* Old typename of *vrna\_bp\_stack\_s*.

*Deprecated:*

Use *vrna\_bp\_stack\_t* instead!

typedef struct *pu\_contrib* **pu\_contrib**

*#include <ViennaRNA/datastructures/basic.h>* contributions to p\_u

typedef struct *interact* **interact**

*#include <ViennaRNA/datastructures/basic.h>* interaction data structure for RNAup

typedef struct *pu\_out* **pu\_out**

*#include <ViennaRNA/datastructures/basic.h>* Collection of all free\_energy of beeing unpaired values for output.

typedef struct *constrain* **constrain**

*#include <ViennaRNA/datastructures/basic.h>* constraints for cofolding

typedef struct *node* **folden**

*#include <ViennaRNA/datastructures/basic.h>* Data structure for RNAsnoop (fold energy list)

typedef struct *dupVar* **dupVar**

*#include <ViennaRNA/datastructures/basic.h>* Data structure used in RNApkplex.

## Functions

void **vrna\_C11\_features**(void)

*#include <ViennaRNA/datastructures/basic.h>* Dummy symbol to check whether the library was build using C11/C++11 features.

By default, several data structures of our new v3.0 API use C11/C++11 features, such as unnamed unions, unnamed structs. However, these features can be deactivated at compile time to allow building the library and executables with compilers that do not support these features.

Now, the problem arises that once our static library is compiled and a third-party application is supposed to link against it, it needs to know, at compile time, how to correctly address particular data structures. This is usually implicitly taken care of through the API exposed in our header files. Unfortunately, we had some preprocessor directives in our header files that changed the API depending on the capabilities of the compiler the third-party application is build with. This in turn prohibited the use of an RNaLib compiled without C11/C++11 support in a program that compiles/links with enabled C11/C++11 support and vice-versa.

Therefore, we introduce this dummy symbol which can be used to check, whether the static library was build with C11/C++11 features.

**Since**  
v2.2.9

---

**Note:** If the symbol is present, the library was build with enabled C11/C++11 features support and no action is required. However, if the symbol is missing in RNAlib  $\geq$  2.2.9, programs that link to RNAlib must define a pre-processor identifier `VRNA_DISABLE_C11_FEATURES` before including any ViennaRNA Package header file, for instance by adding a `CPPFLAG`

CPPFLAGS+--DVRNA_DISABLE_C11_FEATURES
---------------------------------------

---

struct **vrna\_basepair\_s**

*#include* <ViennaRNA/datastructures/basic.h> Base pair data structure used in subopt.c.

### Public Members

int **i**

int **j**

struct **vrna\_cpair\_s**

*#include* <ViennaRNA/datastructures/basic.h> this datastructure is used as input parameter in functions of PS\_dot.c

### Public Members

int **i**

int **j**

int **mfe**

float **p**

float **hue**

float **sat**

int **type**

struct **vrna\_color\_s**



### Public Members

float **hue**

float **sat**

float **bri**

struct **vrna\_data\_linear\_s**

### Public Members

unsigned int **position**

float **value**

*vrna\_color\_t* **color**

struct **vrna\_sect\_s**

*#include <ViennaRNA/datastructures/basic.h>* Stack of partial structures for backtracking.

### Public Members

int **i**

int **j**

int **m1**

struct **vrna\_bp\_stack\_s**

*#include <ViennaRNA/datastructures/basic.h>* Base pair stack element.

### Public Members

unsigned int **i**

unsigned int **j**

struct **pu\_contrib**

*#include <ViennaRNA/datastructures/basic.h>* contributions to p\_u

**Public Members**

double **\*\*H**

hairpin loops

double **\*\*I**

interior loops

double **\*\*M**

multi loops

double **\*\*E**

exterior loop

int **length**

length of the input sequence

int **w**

longest unpaired region

struct **interact**

*#include <ViennaRNA/datastructures/basic.h>* interaction data structure for RNAup

**Public Members**

double **\*Pi**

probabilities of interaction

double **\*Gi**

free energies of interaction

double **Gikjl**

full free energy for interaction between [k,i]  $k < i$  in longer seq and [j,l]  $j < l$  in shorter seq

double **Gikjl\_wo**

Gikjl without contributions for prob\_unpaired.

int **i**

$k < i$  in longer seq

int **k**

$k < i$  in longer seq

int **j**

$j < l$  in shorter seq

int **l**

$j < l$  in shorter seq

int **length**  
 length of longer sequence

struct **pu\_out**  
*#include <ViennaRNA/datastructures/basic.h>* Collection of all free\_energy of beeing unpaired values for output.

### Public Members

int **len**  
 sequence length

int **u\_vals**  
 number of different -u values

int **contribs**  
 [-c “SHIME”]

char **\*\*header**  
 header line

double **\*\*u\_values**  
 (the -u values \* [-c “SHIME”]) \* seq len

struct **constrain**  
*#include <ViennaRNA/datastructures/basic.h>* constraints for cofolding

### Public Members

int **\*indx**

char **\*ptype**

struct **duplexT**  
*#include <ViennaRNA/datastructures/basic.h>* Data structure for RNAduplex.

### Public Members

int **i**

int **j**

int **end**

char **\*structure**

double **energy**

double **energy\_backtrack**

double **opening\_backtrack\_x**

double **opening\_backtrack\_y**

int **offset**

double **dG1**

double **dG2**

double **ddG**

int **tb**

int **te**

int **qb**

int **qe**

struct **node**

*#include <ViennaRNA/datastructures/basic.h>* Data structure for RNAsnoop (fold energy list)

### **Public Members**

int **k**

int **energy**

struct *node* \***next**

struct **snoopT**

*#include <ViennaRNA/datastructures/basic.h>* Data structure for RNAsnoop.

**Public Members**int **i**int **j**int **u**char \***structure**float **energy**float **Duplex\_El**float **Duplex\_Er**float **Loop\_E**float **Loop\_D**float **pscd**float **psct**float **pscg**float **Duplex\_Ol**float **Duplex\_Or**float **Duplex\_Ot**float **fullStemEnergy**struct **dupVar***#include <ViennaRNA/datastructures/basic.h>* Data structure used in RNApkplex.**Public Members**int **i**int **j**int **end**

char \***pk\_helix**

char \***structure**

double **energy**

int **offset**

double **dG1**

double **dG2**

double **ddG**

int **tb**

int **te**

int **qb**

int **qe**

int **inactive**

int **processed**

### 7.14.10 Messages

Functions to print various kind of messages.

#### Functions

void **vrna\_message\_error**(const char \*format, ...)

*#include <ViennaRNA/utils/basic.h>* Print an error message and die.

This function is a wrapper to *fprintf(stderr, ...)* that puts a capital **ERROR:** in front of the message and then exits the calling program.

**See also:**

*vrna\_message\_verror(), vrna\_message\_warning(), vrna\_message\_info()*

#### Parameters

- **format** – The error message to be printed
- ... – Optional arguments for the formatted message string

void **vrna\_message\_verror**(const char \*format, va\_list args)

*#include* <ViennaRNA/utils/basic.h> Print an error message and die.

This function is a wrapper to *vfprintf(stderr, ...)* that puts a capital **ERROR:** in front of the message and then exits the calling program.

**See also:**

*vrna\_message\_error()*, *vrna\_message\_warning()*, *vrna\_message\_info()*

#### Parameters

- **format** – The error message to be printed
- **args** – The argument list for the formatted message string

void **vrna\_message\_warning**(const char \*format, ...)

*#include* <ViennaRNA/utils/basic.h> Print a warning message.

This function is a wrapper to *fprintf(stderr, ...)* that puts a capital **WARNING:** in front of the message.

**See also:**

*vrna\_message\_vwarning()*, *vrna\_message\_error()*, *vrna\_message\_info()*

#### Parameters

- **format** – The warning message to be printed
- ... – Optional arguments for the formatted message string

void **vrna\_message\_vwarning**(const char \*format, va\_list args)

*#include* <ViennaRNA/utils/basic.h> Print a warning message.

This function is a wrapper to *fprintf(stderr, ...)* that puts a capital **WARNING:** in front of the message.

**See also:**

*vrna\_message\_vwarning()*, *vrna\_message\_error()*, *vrna\_message\_info()*

#### Parameters

- **format** – The warning message to be printed
- **args** – The argument list for the formatted message string

void **vrna\_message\_info**(FILE \*fp, const char \*format, ...)

*#include* <ViennaRNA/utils/basic.h> Print an info message.

This function is a wrapper to *fprintf(...)*.

**See also:**

*vrna\_message\_vinfo()*, *vrna\_message\_error()*, *vrna\_message\_warning()*

#### Parameters

- **fp** – The file pointer where the message is printed to
- **format** – The warning message to be printed
- ... – Optional arguments for the formatted message string

void **vrna\_message\_vinfo**(FILE \*fp, const char \*format, va\_list args)

*#include* <ViennaRNA/utils/basic.h> Print an info message.

This function is a wrapper to *fprintf*(...).

**See also:**

*vrna\_message\_vinfo*(), *vrna\_message\_error*(), *vrna\_message\_warning*()

**Parameters**

- **fp** – The file pointer where the message is printed to
- **format** – The info message to be printed
- **args** – The argument list for the formatted message string

void **vrna\_message\_input\_seq\_simple**(void)

*#include* <ViennaRNA/utils/basic.h> Print a line to *stdout* that asks for an input sequence.

There will also be a ruler (scale line) printed that helps orientation of the sequence positions

void **vrna\_message\_input\_seq**(const char \*s)

*#include* <ViennaRNA/utils/basic.h> Print a line with a user defined string and a ruler to *stdout*.

(usually this is used to ask for user input) There will also be a ruler (scale line) printed that helps orientation of the sequence positions

**Parameters**

- **s** – A user defined string that will be printed to *stdout*

void **vrna\_message\_input\_msa**(const char \*s)

*#include* <ViennaRNA/utils/basic.h>

## 7.14.11 Unit Conversion

Functions to convert between various physical units

### Enums

enum **vrna\_unit\_energy\_e**

Energy / Work Units.

**See also:**

*vrna\_convert\_energy*()

*Values:*

enumerator **VRNA\_UNIT\_J**

Joule (  $1 J = 1 kg \cdot m^2 s^{-2}$  )

enumerator **VRNA\_UNIT\_KJ**

Kilojoule (  $1 kJ = 1,000 J$  )



enumerator **VRNA\_UNIT\_CAL\_IT**

Calorie (International (Steam) Table,  $1 \text{ cal}_{IT} = 4.1868 \text{ J}$ )

enumerator **VRNA\_UNIT\_DACAL\_IT**

Decacalorie (International (Steam) Table,  $1 \text{ docal}_{IT} = 10 \text{ cal}_{IT} = 41.868 \text{ J}$ )

enumerator **VRNA\_UNIT\_KCAL\_IT**

Kilocalorie (International (Steam) Table,  $1 \text{ kcal}_{IT} = 4.1868 \text{ kJ}$ )

enumerator **VRNA\_UNIT\_CAL**

Calorie (Thermochemical,  $1 \text{ cal}_{th} = 4.184 \text{ J}$ )

enumerator **VRNA\_UNIT\_DACAL**

Decacalorie (Thermochemical,  $1 \text{ docal}_{th} = 10 \text{ cal}_{th} = 41.84 \text{ J}$ )

enumerator **VRNA\_UNIT\_KCAL**

Kilocalorie (Thermochemical,  $1 \text{ kcal}_{th} = 4.184 \text{ kJ}$ )

enumerator **VRNA\_UNIT\_G\_TNT**

g TNT ( $1 \text{ g TNT} = 1,000 \text{ cal}_{th} = 4,184 \text{ J}$ )

enumerator **VRNA\_UNIT\_KG\_TNT**

kg TNT ( $1 \text{ kg TNT} = 1,000 \text{ kcal}_{th} = 4,184 \text{ kJ}$ )

enumerator **VRNA\_UNIT\_T\_TNT**

ton TNT ( $1 \text{ t TNT} = 1,000,000 \text{ kcal}_{th} = 4,184 \text{ MJ}$ )

enumerator **VRNA\_UNIT\_EV**

Electronvolt ( $1 \text{ eV} = 1.602176565 \times 10^{-19} \text{ J}$ )

enumerator **VRNA\_UNIT\_WH**

Watt hour ( $1 \text{ W} \cdot \text{h} = 1 \text{ W} \cdot 3,600 \text{ s} = 3,600 \text{ J} = 3.6 \text{ kJ}$ )

enumerator **VRNA\_UNIT\_KWH**

Kilowatt hour ( $1 \text{ kW} \cdot \text{h} = 1 \text{ kW} \cdot 3,600 \text{ s} = 3,600 \text{ kJ} = 3.6 \text{ MJ}$ )

enum **vrna\_unit\_temperature\_e**

Temperature Units.

**See also:**

*vrna\_convert\_temperature()*

Values:

enumerator **VRNA\_UNIT\_K**

Kelvin (K)

enumerator **VRNA\_UNIT\_DEG\_C**

Degree Celcius (C) ( $[^{\circ}\text{C}] = [\text{K}] - 273.15$ )

enumerator **VRNA\_UNIT\_DEG\_F**

Degree Fahrenheit (F) ( $[^{\circ}F] = [K] \times \frac{9}{5} - 459.67$ )

enumerator **VRNA\_UNIT\_DEG\_R**

Degree Rankine (R) ( $[^{\circ}R] = [K] \times \frac{9}{5}$ )

enumerator **VRNA\_UNIT\_DEG\_N**

Degree Newton (N) ( $[^{\circ}N] = ([K] - 273.15) \times \frac{33}{100}$ )

enumerator **VRNA\_UNIT\_DEG\_DE**

Degree Delisle (De) ( $[^{\circ}De] = (373.15 - [K]) \times \frac{3}{2}$ )

enumerator **VRNA\_UNIT\_DEG\_RE**

Degree Raumur (R) ( $[^{\circ}Re] = ([K] - 273.15) \times \frac{4}{5}$ )

enumerator **VRNA\_UNIT\_DEG\_RO**

Degree Rmer (R) ( $[^{\circ}R\phi] = ([K] - 273.15) \times \frac{21}{40} + 7.5$ )

## Functions

double **vrna\_convert\_energy**(double energy, *vrna\_unit\_energy\_e* from, *vrna\_unit\_energy\_e* to)  
*#include <ViennaRNA/utils/units.h>* Convert between energy / work units.

**See also:**

*vrna\_unit\_energy\_e*

### Parameters

- **energy** – Input energy value
- **from** – Input unit
- **to** – Output unit

### Returns

Energy value in Output unit

double **vrna\_convert\_temperature**(double temp, *vrna\_unit\_temperature\_e* from, *vrna\_unit\_temperature\_e* to)  
*#include <ViennaRNA/utils/units.h>* Convert between temperature units.

**See also:**

*vrna\_unit\_temperature\_e*

### Parameters

- **temp** – Input temperature value
- **from** – Input unit
- **to** – Output unit

### Returns

Temperature value in Output unit

int **vrna\_convert\_kcal\_to\_dcal**(double energy)

*#include <ViennaRNA/utils/units.h>* Convert floating point energy value into integer representation.

This function converts a floating point value in kcal/mol into its corresponding deka-cal/mol integer representation as used throughout RNAlib.

**See also:**

*vrna\_convert\_dcal\_to\_kcal()*

**Parameters**

- **energy** – The energy value in kcal/mol

**Returns**

The energy value in deka-cal/mol

double **vrna\_convert\_dcal\_to\_kcal**(int energy)

*#include <ViennaRNA/utils/units.h>* Convert an integer representation of free energy in deka-cal/mol to kcal/mol.

This function converts a free energy value given as integer in deka-cal/mol into the corresponding floating point number in kcal/mol

**See also:**

*vrna\_convert\_kcal\_to\_dcal()*

**Parameters**

- **energy** – The energy in deka-cal/mol

**Returns**

The energy in kcal/mol

## Defines

### PUBLIC

*#include <ViennaRNA/utils/basic.h>*

### PRIVATE

*#include <ViennaRNA/utils/basic.h>*

### VRNA\_INPUT\_ERROR

*#include <ViennaRNA/utils/basic.h>* Output flag of *get\_input\_line()*: “An *ERROR* has occurred, maybe *EOF*”.

### VRNA\_INPUT\_QUIT

*#include <ViennaRNA/utils/basic.h>* Output flag of *get\_input\_line()*: “the user requested quitting the program”.

### VRNA\_INPUT\_MISC

*#include <ViennaRNA/utils/basic.h>* Output flag of *get\_input\_line()*: “something was read”.

**VRNA\_INPUT\_FASTA\_HEADER**

*#include* <ViennaRNA/utils/basic.h> Input/Output flag of *get\_input\_line()* :

if used as input option this tells *get\_input\_line()* that the data to be read should comply with the FASTA format.

the function will return this flag if a fasta header was read

**VRNA\_INPUT\_SEQUENCE**

*#include* <ViennaRNA/utils/basic.h>

**VRNA\_INPUT\_CONSTRAINT**

*#include* <ViennaRNA/utils/basic.h> Input flag for *get\_input\_line()* :

Tell *get\_input\_line()* that we assume to read a structure constraint.

**VRNA\_INPUT\_NO\_TRUNCATION**

*#include* <ViennaRNA/utils/basic.h> Input switch for *get\_input\_line()*: “do not truncate the line by eliminating white spaces at end of line”.

**VRNA\_INPUT\_NO\_REST**

*#include* <ViennaRNA/utils/basic.h> Input switch for *vrna\_file\_fasta\_read\_record()*: “do fill rest array”.

**VRNA\_INPUT\_NO\_SPAN**

*#include* <ViennaRNA/utils/basic.h> Input switch for *vrna\_file\_fasta\_read\_record()*: “never allow data to span more than one line”.

**VRNA\_INPUT\_NOSKIP\_BLANK\_LINES**

*#include* <ViennaRNA/utils/basic.h> Input switch for *vrna\_file\_fasta\_read\_record()*: “do not skip empty lines”.

**VRNA\_INPUT\_BLANK\_LINE**

*#include* <ViennaRNA/utils/basic.h> Output flag for *vrna\_file\_fasta\_read\_record()*: “read an empty line”.

**VRNA\_INPUT\_NOSKIP\_COMMENTS**

*#include* <ViennaRNA/utils/basic.h> Input switch for *get\_input\_line()*: “do not skip comment lines”.

**VRNA\_INPUT\_COMMENT**

*#include* <ViennaRNA/utils/basic.h> Output flag for *vrna\_file\_fasta\_read\_record()*: “read a comment”.

**MIN2(A, B)**

*#include* <ViennaRNA/utils/basic.h> Get the minimum of two comparable values.

**MAX2(A, B)**

*#include* <ViennaRNA/utils/basic.h> Get the maximum of two comparable values.

**MIN3(A, B, C)**

*#include* <ViennaRNA/utils/basic.h> Get the minimum of three comparable values.

**MAX3(A, B, C)**

*#include* <ViennaRNA/utils/basic.h> Get the maximum of three comparable values.

## Functions

void **\*vrna\_alloc**(unsigned size)

*#include <ViennaRNA/utls/basic.h>* Allocate space safely.

### Parameters

- **size** – The size of the memory to be allocated in bytes

### Returns

A pointer to the allocated memory

void **\*vrna\_realloc**(void \*p, unsigned size)

*#include <ViennaRNA/utls/basic.h>* Reallocate space safely.

### Parameters

- **p** – A pointer to the memory region to be reallocated
- **size** – The size of the memory to be allocated in bytes

### Returns

A pointer to the newly allocated memory

void **vrna\_init\_rand**(void)

*#include <ViennaRNA/utls/basic.h>* Initialize seed for random number generator.

### See also:

*vrna\_init\_rand\_seed(), vrna\_urn()*

void **vrna\_init\_rand\_seed**(unsigned int seed)

*#include <ViennaRNA/utls/basic.h>* Initialize the random number generator with a pre-defined seed.

### SWIG Wrapper Notes:

This function is available as an overloaded function **init\_rand()** where the argument **seed** is optional. See, e.g. *RNA.init\_rand()* in the *Python API*.

### See also:

*vrna\_init\_rand(), vrna\_urn()*

### Parameters

- **seed** – The seed for the random number generator

double **vrna\_urn**(void)

*#include <ViennaRNA/utls/basic.h>* get a random number from [0..1]

### See also:

*vrna\_int\_urn(), vrna\_init\_rand(), vrna\_init\_rand\_seed()*

---

**Note:** Usually implemented by calling *erand48()*.

---

### Returns

A random number in range [0..1]

int **vrna\_int\_urn**(int from, int to)

*#include <ViennaRNA/utils/basic.h>* Generates a pseudo random integer in a specified range.

**See also:**

*vrna\_urn()*, *vrna\_init\_rand()*

**Parameters**

- **from** – The first number in range
- **to** – The last number in range

**Returns**

A pseudo random number in range [from, to]

char \***vrna\_time\_stamp**(void)

*#include <ViennaRNA/utils/basic.h>* Get a timestamp.

Returns a string containing the current date in the format

```
Fri Mar 19 21:10:57 1993
```

**Returns**

A string containing the timestamp

unsigned int **get\_input\_line**(char \*\*string, unsigned int options)

*#include <ViennaRNA/utils/basic.h>*

Retrieve a line from ‘stdin’ savely while skipping comment characters and other features This function returns the type of input it has read if recognized. An option argument allows one to switch between different reading modes.

Currently available options are: *VRNA\_INPUT\_COMMENT*, *VRNA\_INPUT\_NOSKIP\_COMMENTS*, *VRNA\_INPUT\_NO\_TRUNCATION*

pass a collection of options as one value like this:

```
get_input_line(string, option_1 | option_2 | option_n)
```

If the function recognizes the type of input, it will report it in the return value. It also reports if a user defined ‘quit’ command (-sign on ‘stdin’) was given. Possible return values are: *VRNA\_INPUT\_FASTA\_HEADER*, *VRNA\_INPUT\_ERROR*, *VRNA\_INPUT\_MISC*, *VRNA\_INPUT\_QUIT*

**Parameters**

- **string** – A pointer to the character array that contains the line read
- **options** – A collection of options for switching the functions behavior

**Returns**

A flag with information about what has been read

int \***vrna\_idx\_row\_wise**(unsigned int length)

*#include <ViennaRNA/utils/basic.h>* Get an index mapper array (iidx) for accessing the energy matrices, e.g. in partition function related functions.

Access of a position “(i,j)” is then accomplished by using

```
(i,j) ~ iidx[i]-j
```

This function is necessary as most of the two-dimensional energy matrices are actually one-dimensional arrays throughout the ViennaRNA Package

Consult the implemented code to find out about the mapping formula ;)

**See also:**

[vrna\\_idx\\_col\\_wise\(\)](#)

**Parameters**

- **length** – The length of the RNA sequence

**Returns**

The mapper array

int \***vrna\_idx\_col\_wise**(unsigned int length)

*#include <ViennaRNA/utis/basic.h>* Get an index mapper array (indx) for accessing the energy matrices, e.g. in MFE related functions.

Access of a position “(i,j)” is then accomplished by using

$(i, j) \sim \text{indx}[j]+i$
--------------------------------

This function is necessary as most of the two-dimensional energy matrices are actually one-dimensional arrays throughout the ViennaRNAPackage

Consult the implemented code to find out about the mapping formula ;)

**See also:**

[vrna\\_idx\\_row\\_wise\(\)](#)

**Parameters**

- **length** – The length of the RNA sequence

**Returns**

The mapper array

**Variables**

unsigned short **xsubi**[3]

Current 48 bit random number.

This variable is used by [vrna\\_urn\(\)](#). These should be set to some random number seeds before the first call to [vrna\\_urn\(\)](#).

**See also:**

[vrna\\_urn\(\)](#)

## 7.15 RNALib API v3.0

### 7.15.1 Introduction

With version 2.2 we introduce the new API that will take over the old one in the future version 3.0. By then, backwards compatibility will be broken, and third party applications using RNALib need to be ported. This switch of API became necessary, since many new features found their way into the RNALib where a balance between threadsafety and easy-to-use library functions is hard or even impossible to establish. Furthermore, many old functions of the library are present as slightly modified copies of themselves to provide a crude way to overload functions.

Therefore, we introduce the new v3.0 API very early in our development stage such that developers have enough time to migrate to the new functions and interfaces. We also started to provide encapsulation of the RNALib functions, data structures, typedefs, and macros by prefixing them with `vrna_` and `VRNA_`, respectively.

Header files should also be included using the ViennaRNA/ namespace, e.g.

```
#include <ViennaRNA/fold.h>
```

instead of just using

```
#include <fold.h>
```

as it has been required for RNALib 1.x and 2.x.

This eases the work for programmers of third party applications that would otherwise need to put much effort into renaming functions and data types in their own implementations if their names appear in our library. Since we still provide backward compatibility up to the last version of RNALib 2.x, this advantage may be fully exploited only starting from v3.0 which will be released in the future. However, our plan is to provide the possibility for an early switch-off mechanism of the backward compatibility in one of our next releases of ViennaRNA Package 2.x.

### 7.15.2 Major changes

...

### 7.15.3 Porting to the new API

...

### 7.15.4 Examples

Examples on how to use the new v3.0 API can be found in the *C Examples* section.

## 7.16 Callback Functions

Many functions in *RNALib* support so-called *callback mechanisms* to propagate the computation results. In essence, this means that a user defines a function that takes computation results as input and does whatever should be done with these results. Then, this function is provided to our algorithms in *RNALib* such that they can call the function and provide corresponding data as soon as it has been computed.



## 7.16.1 Why Callbacks?

Using callback mechanisms, our library enables users not only to retrieve computed data without the need for parsing complicated data structures, but also allows one to tweak our implementation to do additional tasks without the requirement of a re-implementation of basic algorithms.

Our implementation of the callback mechanisms always follows the same scheme:

The user ...

- ... defines a function that complies with the interface we've defined, and
- ... passes a pointer to said function to our implementations

In addition to the specific arguments of our callback interfaces, virtually all callbacks receive an additional *pass-through-pointer* as their last argument. This enables one to ...

- ... encapsulate data, and
- ... provide thread-safe operations,

since this pointer is simply passed through by our library functions. It may therefore hold the address of an arbitrary, user-defined data structure.

## 7.16.2 Scripting Language Support

Our callback mechanisms also work in a cross-language specific manner. This means that users can write functions (or methods) in a scripting language, such as Python, and use them as callbacks for our C-library. Our scripting language interface will take care of transforming the relevant data structures from the target language into C and vice-versa. Whenever our algorithms trigger the callback, they will then be calling the actual scripting language function and provide the corresponding data directly to them.

**Warning:** Keep in mind that the translation between the scripting language and C involves many extra function calls to prepare and evaluate the corresponding data structures. This in turn impacts the runtime of our algorithms that can be substantial. For instance providing callbacks for the hard- or soft constraints framework from a scripting language can lead to a slow-down of up to a factor of 10.

## 7.16.3 Available Callbacks

Below, you find an enumeration of the individual callback functions that are available in *RNAlib*:

Global *vrna\_auxdata\_free\_f*)(void \*data)

This callback is supposed to free memory occupied by an auxiliary data structure. It will be called when the *vrna\_fold\_compound\_t* is erased from memory through a call to *vrna\_fold\_compound\_free()* and will be passed the address of memory previously bound to the *vrna\_fold\_compound\_t* via *vrna\_fold\_compound\_add\_auxdata()*.

Global *vrna\_bs\_result\_f*)(const char \*structure, void \*data)

This function will be called for each secondary structure that has been successfully backtraced from the partition function DP matrices.

Global *vrna\_hc\_eval\_f*)(int i, int j, int k, int l, unsigned char d, void \*data)

This callback enables one to over-rule default hard constraints in secondary structure decompositions.

Global *vrna\_heat\_capacity\_f*)(float temp, float heat\_capacity, void \*data)

This function will be called for each evaluated temperature in the heat capacity prediction.

Global *vrna\_mfe\_window\_f* )(int start, int end, const char \*structure, float en, void \*data)

This function will be called for each hit in a sliding window MFE prediction.

Global *vrna\_probs\_window\_f* )(FLT\_OR\_DBL \*pr, int pr\_size, int i, int max, unsigned int type, void \*data)

This function will be called for each probability data set in the sliding window probability computation implementation of *vrna\_probs\_window*( ). The argument *type* specifies the type of probability that is passed to this function.

Global *vrna\_recursion\_status\_f* )(unsigned char status, void \*data)

This function will be called to notify a third-party implementation about the status of a currently ongoing recursion. The purpose of this callback mechanism is to provide users with a simple way to ensure pre- and post conditions for auxiliary mechanisms attached to our implementations.

Global *vrna\_sc\_bt\_f* )(int i, int j, int k, int l, unsigned char d, void \*data)

This callback enables one to add auxiliary base pairs in the backtracking steps of hairpin- and interior loops.

Global *vrna\_sc\_exp\_f* )(int i, int j, int k, int l, unsigned char d, void \*data)

This callback enables one to add (pseudo-)energy contributions to individual decompositions of the secondary structure (Partition function variant, i.e. contributions must be returned as Boltzmann factors).

Global *vrna\_sc\_f* )(int i, int j, int k, int l, unsigned char d, void \*data)

This callback enables one to add (pseudo-)energy contributions to individual decompositions of the secondary structure.

Global *vrna\_subopt\_result\_f* )(const char \*structure, float energy, void \*data)

This function will be called for each suboptimal secondary structure that is successfully backtraced.

Global *vrna\_ud\_add\_probs\_f* )(vrna\_fold\_compound\_t \*fc, int i, int j, unsigned int loop\_type, FLT\_OR\_DBL exp\_energy, void \*data)

A callback function to store equilibrium probabilities for the unstructured domain feature

Global *vrna\_ud\_exp\_f* )(vrna\_fold\_compound\_t \*fc, int i, int j, unsigned int loop\_type, void \*data)

This function will be called to determine the additional energy contribution of a specific unstructured domain, e.g. the binding free energy of some ligand (Partition function variant, i.e. the Boltzmann factors instead of actual free energies).

Global *vrna\_ud\_exp\_production\_f* )(vrna\_fold\_compound\_t \*fc, void \*data)

The production rule for the unstructured domain grammar extension (Partition function variant)

Global *vrna\_ud\_f* )(vrna\_fold\_compound\_t \*fc, int i, int j, unsigned int loop\_type, void \*data)

This function will be called to determine the additional energy contribution of a specific unstructured domain, e.g. the binding free energy of some ligand.

Global *vrna\_ud\_get\_probs\_f* )(vrna\_fold\_compound\_t \*fc, int i, int j, unsigned int loop\_type, int motif, void \*data)

A callback function to retrieve equilibrium probabilities for the unstructured domain feature

Global *vrna\_ud\_production\_f* )(vrna\_fold\_compound\_t \*fc, void \*data)

The production rule for the unstructured domain grammar extension

## 7.17 Deprecated List

Global *alifold* (const char \*\*strings, char \*structure)

Usage of this function is discouraged! Use *vrna\_alifold()*, or *vrna\_mfe()* instead!

Global *alimake\_pair\_table* (const char \*structure)

Use *vrna\_pt\_ali\_get()* instead!

Global *alipbacktrack* (double \*prob)

Use *vrna\_pbacktrack()* instead!

Global *alipf\_circ\_fold* (const char \*\*sequences, char \*structure, vrna\_ep\_t \*\*pl)

Use *vrna\_pf()* instead

Global *alipf\_fold* (const char \*\*sequences, char \*structure, vrna\_ep\_t \*\*pl)

Use *vrna\_pf()* instead

Global *alipf\_fold\_par* (const char \*\*sequences, char \*structure, vrna\_ep\_t \*\*pl, vrna\_exp\_param\_t \*parameters, int calculate\_bppm, int is\_constrained, int is\_circular)

Use *vrna\_pf()* instead

Global *aliPS\_color\_aln* (const char \*structure, const char \*filename, const char \*seqs[], const char \*names[])

Use *vrna\_file\_PS\_aln()* instead!

File *aln\_util.h*

Use *ViennaRNA/utills/alignments.h* instead

Global *assign\_plist\_from\_db* (vrna\_ep\_t \*\*pl, const char \*struc, float pr)

Use *vrna\_plist()* instead

Global *assign\_plist\_from\_pr* (vrna\_ep\_t \*\*pl, FLT\_OR\_DBL \*probs, int length, double cutoff)

Use *vrna\_plist\_from\_probs()* instead!

Global *b2C* (const char \*structure)

See *vrna\_db\_to\_tree\_string()* and *VRNA\_STRUCTURE\_TREE\_SHAPIRO\_SHORT* for a replacement

Global *b2HIT* (const char \*structure)

See *vrna\_db\_to\_tree\_string()* and *VRNA\_STRUCTURE\_TREE\_HIT* for a replacement

Global *b2Shapiro* (const char \*structure)

See *vrna\_db\_to\_tree\_string()* and *VRNA\_STRUCTURE\_TREE\_SHAPIRO\_WEIGHT* for a replacement

Global *base\_pair*

Do not use this variable anymore!

Global *bondT*

Use *vrna\_bp\_stack\_t* instead!

Global *bp\_distance* (const char \*str1, const char \*str2)

Use *vrna\_bp\_distance* instead

Global *bppm\_symbol* (const float \*x)

Use *vrna\_bpp\_symbol()* instead!

Global *bppm\_to\_structure* (char \*structure, FLT\_OR\_DBL \*pr, unsigned int length)

Use *vrna\_db\_from\_probs()* instead!

Global *centroid* (int length, double \*dist)

This function is deprecated and should not be used anymore as it is not threadsafe!

File *char\_stream.h*

Use *ViennaRNA/datastructures/char\_stream.h* instead

Global *circalifold* (const char \*\*strings, char \*structure)

Usage of this function is discouraged! Use *vrna\_alicircfold()*, and *vrna\_mfe()* instead!

Global *circfold* (const char \*sequence, char \*structure)

Use *vrna\_circfold()*, or *vrna\_mfe()* instead!

Global *co\_pf\_fold* (char \*sequence, char \*structure)

{ Use *vrna\_pf\_dimer()* instead! }

Global *co\_pf\_fold\_par* (char \*sequence, char \*structure, vrna\_exp\_param\_t \*parameters, int calculate\_bppm, int is\_constrained)

Use *vrna\_pf\_dimer()* instead!

Global *cofold* (const char \*sequence, char \*structure)

use *vrna\_mfe\_dimer()* instead

Global *cofold\_par* (const char \*string, char \*structure, vrna\_param\_t \*parameters, int is\_constrained)

use *vrna\_mfe\_dimer()* instead

Global *compute\_BPdifferences* (short \*pt1, short \*pt2, unsigned int turn)

Use *vrna\_refBPdist\_matrix()* instead

Global *compute\_probabilities* (double FAB, double FEA, double FEB, vrna\_ep\_t \*prAB, vrna\_ep\_t \*prA, vrna\_ep\_t \*prB, int Alength)

{ Use *vrna\_pf\_dimer\_probs()* instead! }

Global *constrain\_ptypes* (const char \*constraint, unsigned int length, char \*ptype, int \*BP, int min\_loop\_size, unsigned int idx\_type)

Do not use this function anymore! Structure constraints are now handled through *vrna\_hc\_t* and related functions.

File *constraints.h*

Use *ViennaRNA/constraints/basic.h* instead

File *constraints\_hard.h*

Use *ViennaRNA/constraints/hard.h* instead

File *constraints\_ligand.h*

Use *ViennaRNA/constraints/ligand.h* instead

File *constraints\_SHAPE.h*

Use *ViennaRNA/constraints/SHAPE.h* instead

File *constraints\_soft.h*

Use *ViennaRNA/constraints/soft.h* instead

- File `convert_epars.h`  
Use `ViennaRNA/params/convert.h` instead
- Global `copy_pair_table` (const short \*pt)  
Use `vrna_ptable_copy()` instead
- Global `cpair`  
Use `vrna_cpair_t` instead!
- Global `cv_fact`  
See `vrna_md_t.cv_fact`, and `vrna_mfe()` to avoid using global variables
- File `data_structures.h`  
Use `ViennaRNA/datastructures/basic.h` instead
- Global `destroy_TwoDfold_variables` (`TwoDfold_vars` \*our\_variables)  
Use the new API that relies on `vrna_fold_compound_t` and the corresponding functions `vrna_fold_compound_TwoD()`, `vrna_mfe_TwoD()`, and `vrna_fold_compound_free()` instead!
- Global `destroy_TwoDpfold_variables` (`TwoDpfold_vars` \*vars)  
Use the new API that relies on `vrna_fold_compound_t` and the corresponding functions `vrna_fold_compound_TwoD()`, `vrna_pf_TwoD()`, and `vrna_fold_compound_free()` instead!
- Global `E_Stem` (int type, int si1, int sj1, int extLoop, vrna\_param\_t \*P)  
Please use one of the functions `vrna_E_ext_stem()` and `E_MLstem()` instead! Use the former for cases where `extLoop != 0` and the latter otherwise.
- File `energy_const.h`  
Use `ViennaRNA/params/constants.h` instead
- Global `energy_of_alistruct` (const char \*\*sequences, const char \*structure, int n\_seq, float \*energy)  
Usage of this function is discouraged! Use `vrna_eval_structure()`, and `vrna_eval_covar_structure()` instead!
- Global `energy_of_circ_struct` (const char \*string, const char \*structure)  
This function is deprecated and should not be used in future programs Use `energy_of_circ_structure()` instead!
- Global `energy_of_circ_struct_par` (const char \*string, const char \*structure, vrna\_param\_t \*parameters, int verbosity\_level)  
Use `vrna_eval_structure()` or `vrna_eval_structure_verbose()` instead!
- Global `energy_of_circ_structure` (const char \*string, const char \*structure, int verbosity\_level)  
Use `vrna_eval_structure()` or `vrna_eval_structure_verbose()` instead!
- Global `energy_of_move` (const char \*string, const char \*structure, int m1, int m2)  
Use `vrna_eval_move()` instead!
- Global `energy_of_move_pt` (short \*pt, short \*s, short \*s1, int m1, int m2)  
Use `vrna_eval_move_pt()` instead!
- Global `energy_of_struct` (const char \*string, const char \*structure)  
This function is deprecated and should not be used in future programs! Use `energy_of_structure()` instead!
- Global `energy_of_struct_par` (const char \*string, const char \*structure, vrna\_param\_t \*parameters, int verbosity\_level)  
Use `vrna_eval_structure()` or `vrna_eval_structure_verbose()` instead!
- Global `energy_of_struct_pt` (const char \*string, short \*ptable, short \*s, short \*s1)  
This function is deprecated and should not be used in future programs! Use `energy_of_structure_pt()` instead!

Global *energy\_of\_struct\_pt\_par* (const char \*string, short \*ptable, short \*s, short \*s1, vrna\_param\_t \*parameters, int verbosity\_level)

Use *vrna\_eval\_structure\_pt()* or *vrna\_eval\_structure\_pt\_verbose()* instead!

Global *energy\_of\_structure* (const char \*string, const char \*structure, int verbosity\_level)

Use *vrna\_eval\_structure()* or *vrna\_eval\_structure\_verbose()* instead!

Global *energy\_of\_structure\_pt* (const char \*string, short \*ptable, short \*s, short \*s1, int verbosity\_level)

Use *vrna\_eval\_structure\_pt()* or *vrna\_eval\_structure\_pt\_verbose()* instead!

File *energy\_par.h*

Use *ViennaRNA/params/default.h* instead

Global *exp\_E\_ExtLoop* (int type, int si1, int sj1, vrna\_exp\_param\_t \*P)

Use *vrna\_exp\_E\_ext\_stem()* instead!

Global *expHairpinEnergy* (int u, int type, short si1, short sj1, const char \*string)

Use *exp\_E\_Hairpin()* from *loop\_energies.h* instead

Global *expLoopEnergy* (int u1, int u2, int type, int type2, short si1, short sj1, short sp1, short sq1)

Use *exp\_E\_IntLoop()* from *loop\_energies.h* instead

Global *export\_ali\_bppm* (void)

Usage of this function is discouraged! The new *vrna\_fold\_compound\_t* allows direct access to the folding matrices, including the pair probabilities! The pair probability array returned here reflects the one of the latest call to *vrna\_pf()*, or any of the old API calls for consensus structure partition function folding.

Global *export\_circfold\_arrays* (int \*Fc\_p, int \*FcH\_p, int \*FcI\_p, int \*FcM\_p, int \*\*fM2\_p, int \*\*f5\_p, int \*\*c\_p, int \*\*fML\_p, int \*\*fM1\_p, int \*\*indx\_p, char \*\*ptype\_p)

See *vrna\_mfe()* and *vrna\_fold\_compound\_t* for the usage of the new API!

Global *export\_circfold\_arrays\_par* (int \*Fc\_p, int \*FcH\_p, int \*FcI\_p, int \*FcM\_p, int \*\*fM2\_p, int \*\*f5\_p, int \*\*c\_p, int \*\*fML\_p, int \*\*fM1\_p, int \*\*indx\_p, char \*\*ptype\_p, vrna\_param\_t \*\*P\_p)

See *vrna\_mfe()* and *vrna\_fold\_compound\_t* for the usage of the new API!

Global *export\_co\_bppm* (void)

This function is deprecated and will be removed soon! The base pair probability array is available through the *vrna\_fold\_compound\_t* data structure, and its associated *vrna\_mx\_pf\_t* member.

Global *export\_cofold\_arrays* (int \*\*f5\_p, int \*\*c\_p, int \*\*fML\_p, int \*\*fM1\_p, int \*\*fc\_p, int \*\*indx\_p, char \*\*ptype\_p)

folding matrices now reside within the *vrna\_fold\_compound\_t*. Thus, this function will only work in conjunction with a prior call to the deprecated functions *cofold()* or *cofold\_par()*

Global *export\_cofold\_arrays\_gq* (int \*\*f5\_p, int \*\*c\_p, int \*\*fML\_p, int \*\*fM1\_p, int \*\*fc\_p, int \*\*ggg\_p, int \*\*indx\_p, char \*\*ptype\_p)

folding matrices now reside within the fold compound. Thus, this function will only work in conjunction with a prior call to *cofold()* or *cofold\_par()*

Global *export\_fold\_arrays* (int \*\*f5\_p, int \*\*c\_p, int \*\*fML\_p, int \*\*fM1\_p, int \*\*indx\_p, char \*\*ptype\_p)

See *vrna\_mfe()* and *vrna\_fold\_compound\_t* for the usage of the new API!

Global *export\_fold\_arrays\_par* (int \*\*f5\_p, int \*\*c\_p, int \*\*fML\_p, int \*\*fM1\_p, int \*\*indx\_p, char \*\*ptype\_p, vrna\_param\_t \*\*P\_p)

See *vrna\_mfe()* and *vrna\_fold\_compound\_t* for the usage of the new API!

File *exterior\_loops.h*

Use *ViennaRNA/loops/external.h* instead

File `file_formats.h`

Use `ViennaRNA/io/file_formats.h` instead

File `file_formats_msa.h`

Use `ViennaRNA/io/file_formats_msa.h` instead

File `file_utils.h`

Use `ViennaRNA/io/utils.h` instead

Global `filecopy` (FILE \*from, FILE \*to)

Use `vrna_file_copy()` instead!

Global `find_saddle` (const char \*seq, const char \*s1, const char \*s2, int width)

Use `vrna_path_findpath_saddle()` instead!

File `findpath.h`

Use `ViennaRNA/landscape/findpath.h` instead

Global `fold` (const char \*sequence, char \*structure)

use `vrna_fold()`, or `vrna_mfe()` instead!

Global `fold_par` (const char \*sequence, char \*structure, vrna\_param\_t \*parameters, int is\_constrained, int is\_circular)

use `vrna_mfe()` instead!

Global `free_alifold_arrays` (void)

Usage of this function is discouraged! It only affects memory being free'd that was allocated by an old API function before. Release of memory occupied by the newly introduced `vrna_fold_compound_t` is handled by `vrna_fold_compound_free()`

Global `free_alipf_arrays` (void)

Usage of this function is discouraged! This function only free's memory allocated by old API function calls. Memory allocated by any of the new API calls (starting with `vrna_`) will be not affected!

Global `free_arrays` (void)

See `vrna_fold()`, `vrna_circfold()`, or `vrna_mfe()` and `vrna_fold_compound_t` for the usage of the new API!

Global `free_co_arrays` (void)

This function will only free memory allocated by a prior call of `cofold()` or `cofold_par()`. See `vrna_mfe_dimer()` for how to use the new API

Global `free_co_pf_arrays` (void)

This function will be removed for the new API soon! See `vrna_pf_dimer()`, `vrna_fold_compound()`, and `vrna_fold_compound_free()` for an alternative

Global `free_path` (vrna\_path\_t \*path)

Use `vrna_path_free()` instead!

Global `free_pf_arrays` (void)

See `vrna_fold_compound_t` and its related functions for how to free memory occupied by the dynamic programming matrices

Global `get_alipf_arrays` (short \*\*\*S\_p, short \*\*\*S5\_p, short \*\*\*S3\_p, unsigned short \*\*\*a2s\_p, char \*\*\*Ss\_p, FLT\_OR\_DBL \*\*qb\_p, FLT\_OR\_DBL \*\*qm\_p, FLT\_OR\_DBL \*\*q1k\_p, FLT\_OR\_DBL \*\*qln\_p, short \*\*pscore)

It is discouraged to use this function! The new `vrna_fold_compound_t` allows direct access to all necessary consensus structure prediction related variables!

- Global *get\_boltzmann\_factor\_copy* (vrna\_exp\_param\_t \*parameters)  
Use *vrna\_exp\_params\_copy()* instead!
- Global *get\_boltzmann\_factors* (double temperature, double betaScale, vrna\_md\_t md, double pf\_scale)  
Use *vrna\_exp\_params()* instead!
- Global *get\_boltzmann\_factors\_ali* (unsigned int n\_seq, double temperature, double betaScale, vrna\_md\_t md, double pf\_scale)  
Use *vrna\_exp\_params\_comparative()* instead!
- Global *get\_centroid\_struct\_gquad\_pr* (int length, double \*dist)  
This function is deprecated and should not be used anymore as it is not threadsafe!
- Global *get\_centroid\_struct\_pl* (int length, double \*dist, vrna\_ep\_t \*pl)  
This function was renamed to *vrna\_centroid\_from\_plist()*
- Global *get\_centroid\_struct\_pr* (int length, double \*dist, FLT\_OR\_DBL \*pr)  
This function was renamed to *vrna\_centroid\_from\_probs()*
- Global *get\_concentrations* (double FEAB, double FEAA, double FEBB, double FEA, double FEB, double \*startconc)  
{ Use *vrna\_pf\_dimer\_concentrations()* instead! }
- Global *get\_line* (FILE \*fp)  
Use *vrna\_read\_line()* as a substitute!
- Global *get\_mpi* (char \*Aseq[], int n\_seq, int length, int \*mini)  
Use *vrna\_aln\_mpi()* as a replacement
- Global *get\_path* (const char \*seq, const char \*s1, const char \*s2, int width)  
Use *vrna\_path\_findpath()* instead!
- Global *get\_plist* (vrna\_ep\_t \*pl, int length, double cut\_off)  
{ This function is deprecated and will be removed soon! } use *assign\_plist\_from\_pr()* instead!
- Global *get\_scaled\_alipf\_parameters* (unsigned int n\_seq)  
Use *vrna\_exp\_params\_comparative()* instead!
- Global *get\_scaled\_parameters* (double temperature, vrna\_md\_t md)  
Use *vrna\_params()* instead!
- Global *get\_scaled\_pf\_parameters* (void)  
Use *vrna\_exp\_params()* instead!
- Global *get\_TwoDfold\_variables* (const char \*seq, const char \*structure1, const char \*structure2, int circ)  
Use the new API that relies on *vrna\_fold\_compound\_t* and the corresponding functions *vrna\_fold\_compound\_TwoD()*, *vrna\_mfe\_TwoD()*, and *vrna\_fold\_compound\_free()* instead!
- Global *get\_TwoDpfold\_variables* (const char \*seq, const char \*structure1, char \*structure2, int circ)  
Use the new API that relies on *vrna\_fold\_compound\_t* and the corresponding functions *vrna\_fold\_compound\_TwoD()*, *vrna\_pf\_TwoD()*, and *vrna\_fold\_compound\_free()* instead!
- File *hairpin\_loops.h*  
Use *ViennaRNA/loops/hairpin.h* instead
- Global *HairpinE* (int size, int type, int si1, int sj1, const char \*string)  
{ This function is deprecated and will be removed soon. Use *E\_Hairpin()* instead! }
- Global *hamming* (const char \*s1, const char \*s2)  
Use *vrna\_hamming\_distance()* instead!



Global *hamming\_bound* (const char \*s1, const char \*s2, int n)

Use *vrna\_hamming\_distance\_bound()* instead!

Global *iindx*

Do not use this variable anymore!

Global *init\_co\_pf\_fold* (int length)

{ This function is deprecated and will be removed soon! }

Global *init\_pf\_fold* (int length)

This function is obsolete and will be removed soon!

Global *init\_rand* (void)

Use *vrna\_init\_rand()* instead!

Global *initialize\_cofold* (int length)

{ This function is obsolete and will be removed soon! }

Global *initialize\_fold* (int length)

See *vrna\_mfe()* and *vrna\_fold\_compound\_t* for the usage of the new API!

Global *int\_urn* (int from, int to)

Use *vrna\_int\_urn()* instead!

File *interior\_loops.h*

Use *ViennaRNA/loops/internal.h* instead

Global *Lfold* (const char \*string, const char \*structure, int maxdist)

Use *vrna\_mfe\_window()* instead!

Global *Lfoldz* (const char \*string, const char \*structure, int maxdist, int zsc, double min\_z)

Use *vrna\_mfe\_window\_zscore()* instead!

File *loop\_energies.h*

Use *ViennaRNA/loops/all.h* instead

Global *loop\_energy* (short \*ptable, short \*s, short \*s1, int i)

Use *vrna\_eval\_loop\_pt()* instead!

Global *LoopEnergy* (int n1, int n2, int type, int type\_2, int si1, int sj1, int sp1, int sq1)

{ This function is deprecated and will be removed soon. Use *E\_IntLoop()* instead! }

Global *Make\_bp\_profile* (int length)

This function is deprecated and will be removed soon! See *Make\_bp\_profile\_bppm()* for a replacement

Global *make\_pair\_table* (const char \*structure)

Use *vrna\_ptable()* instead

Global *make\_pair\_table\_snoop* (const char \*structure)

Use *vrna\_pt\_snoop\_get()* instead!

Global *make\_referenceBP\_array* (short \*reference\_pt, unsigned int turn)

Use *vrna\_refBPcnt\_matrix()* instead

Global *MEA* (plist \*p, char \*structure, double gamma)

Use *vrna\_MEA()* or *vrna\_MEA\_from\_plist()* instead!

Global *mean\_bp\_dist* (int length)

This function is not threadsafe and should not be used anymore. Use *mean\_bp\_distance()* instead!

Global *mean\_bp\_distance* (int length)

Use *vrna\_mean\_bp\_distance()* or *vrna\_mean\_bp\_distance\_pr()* instead!

Global *mean\_bp\_distance\_pr* (int length, FLT\_OR\_DBL \*pr)

Use *vrna\_mean\_bp\_distance()* or *vrna\_mean\_bp\_distance\_pr()* instead!

File *multibranch\_loops.h*

Use *ViennaRNA/loops/multibranch.h* instead

File *naview.h*

Use *ViennaRNA/plotting/naview/naview.h* instead

Global *nc\_fact*

See *vrna\_md\_t.nc\_fact*, and *vrna\_mfe()* to avoid using global variables

File *neighbor.h*

Use *ViennaRNA/landscape/neighbor.h* instead

Global *nrrror* (const char message[])

Use *vrna\_message\_error()* instead! (since v2.3.0)

Global *pack\_structure* (const char \*struc)

Use *vrna\_db\_pack()* as a replacement

Global *PAIR*

Use *vrna\_basepair\_t* instead!

Global *pair\_info*

Use *vrna\_pinfo\_t* instead!

File *params.h*

Use *ViennaRNA/params/basic.h* instead

Global *paramT*

Use *vrna\_param\_t* instead!

Global *parenthesis\_structure* (char \*structure, vrna\_bp\_stack\_t \*bp, int length)

use *vrna\_parenthesis\_structure()* instead

Global *parenthesis\_zuker* (char \*structure, vrna\_bp\_stack\_t \*bp, int length)

use *vrna\_parenthesis\_zuker* instead

Global *path\_t*

Use *vrna\_path\_t* instead!

Global *pbacktrack\_circ* (char \*sequence)

Use *vrna\_pbacktrack()* instead.

Global *pf\_circ\_fold* (const char \*sequence, char \*structure)

Use *vrna\_pf()* instead!

Global *pf\_fold\_par* (const char \*sequence, char \*structure, vrna\_exp\_param\_t \*parameters, int calculate\_bppm, int is\_constrained, int is\_circular)

Use *vrna\_pf()* instead

Global *pf\_paramT*

Use *vrna\_exp\_param\_t* instead!

Global *plist*

Use *vrna\_ep\_t* or *vrna\_elem\_prob\_s* instead!

File *plot\_aln.h*

Use *ViennaRNA/plotting/alignments.h* instead

File *plot\_layouts.h*

Use *ViennaRNA/plotting/layouts.h* instead

File *plot\_structure.h*

Use *ViennaRNA/plotting/structures.h* instead

File *plot\_utils.h*

Use *ViennaRNA/plotting/utils.h* instead

Global *pr*

Do not use this variable anymore!

Global *print\_tty\_constraint* (unsigned int option)

Use *vrna\_message\_constraints()* instead!

Global *print\_tty\_constraint\_full* (void)

Use *vrna\_message\_constraint\_options\_all()* instead!

Global *print\_tty\_input\_seq* (void)

Use *vrna\_message\_input\_seq\_simple()* instead!

Global *print\_tty\_input\_seq\_str* (const char \*s)

Use *vrna\_message\_input\_seq()* instead!

Global *PS\_color\_aln* (const char \*structure, const char \*filename, const char \*seqs[], const char \*names[])

Use *vrna\_file\_PS\_aln()* instead!

File *PS\_dot.h*

Use *ViennaRNA/plotting/probabilities.h* instead

Global *PS\_dot\_plot* (char \*string, char \*file)

This function is deprecated and will be removed soon! Use *PS\_dot\_plot\_list()* instead!

Global *PS\_rna\_plot* (char \*string, char \*structure, char \*file)

Use *vrna\_file\_PS\_rnaplot()* instead!

Global *PS\_rna\_plot\_a* (char \*string, char \*structure, char \*file, char \*pre, char \*post)

Use *vrna\_file\_PS\_rnaplot\_a()* instead!

Global *PS\_rna\_plot\_a\_gquad* (char \*string, char \*structure, char \*ssfile, char \*pre, char \*post)

Use *vrna\_file\_PS\_rnaplot\_a()* instead!

Global *random\_string* (int l, const char symbols[])

Use *vrna\_random\_string()* instead!

File *read\_epars.h*

Use *ViennaRNA/params/io.h* instead

Global *read\_parameter\_file* (const char fname[])

Use *vrna\_params\_load()* instead!

Global *read\_record* (char \*\*header, char \*\*sequence, char \*\*\*rest, unsigned int options)

This function is deprecated! Use *vrna\_file\_fasta\_read\_record()* as a replacement.

Global *scale\_parameters* (void)

Use *vrna\_params()* instead!

Global *sect*

Use *vrna\_sect\_t* instead!

Global *set\_model\_details* (vrna\_md\_t \*md)

This function will vanish as soon as backward compatibility of RNALib is dropped (expected in version 3). Use *vrna\_md\_set\_default()* instead!

Global *simple\_circplot\_coordinates* (short \*pair\_table, float \*x, float \*y)

Consider switching to *vrna\_plot\_coords\_circular\_pt()* instead!

Global *simple\_xy\_coordinates* (short \*pair\_table, float \*X, float \*Y)

Consider switching to *vrna\_plot\_coords\_simple\_pt()* instead!

Global SOLUTION

Use *vrna\_subopt\_solution\_t* instead!

Global space (unsigned size)

Use *vrna\_alloc()* instead! (since v2.2.0)

Global *st\_back*

set the *uniq\_ML* flag in *vrna\_md\_t* before passing it to *vrna\_fold\_compound()*.

Global *stackProb* (double cutoff)

Use *vrna\_stack\_prob()* instead!

Global str\_DNA2RNA (char \*sequence)

Use *vrna\_seq\_toRNA()* instead!

Global str\_uppercase (char \*sequence)

Use *vrna\_seq\_toupper()* instead!

File stream\_output.h

Use ViennaRNA/datastructures/stream\_output.h instead

File string\_utils.h

Use ViennaRNA/utills/strings.h instead

File structure\_utils.h

Use ViennaRNA/utills/structures.h instead

File svm\_utils.h

Use ViennaRNA/utills/svm.h instead

Global *temperature*

Use *vrna\_md\_defaults\_temperature()*, and *vrna\_md\_defaults\_temperature\_get()* to change, and read the global default temperature settings

Global time\_stamp (void)

Use *vrna\_time\_stamp()* instead!

Global *TwoDfold\_backtrack\_f5* (unsigned int j, int k, int l, *TwoDfold\_vars* \*vars)

Use the new API that relies on *vrna\_fold\_compound\_t* and the corresponding functions *vrna\_fold\_compound\_TwoD()*, *vrna\_mfe\_TwoD()*, *vrna\_backtrack5\_TwoD()*, and *vrna\_fold\_compound\_free()* instead!

Class *TwoDfold\_vars*

This data structure will be removed from the library soon! Use *vrna\_fold\_compound\_t* and the corresponding functions *vrna\_fold\_compound\_TwoD()*, *vrna\_mfe\_TwoD()*, and *vrna\_fold\_compound\_free()* instead!

Global *TwoDfoldList* (*TwoDfold\_vars* \*vars, int distance1, int distance2)

Use the new API that relies on *vrna\_fold\_compound\_t* and the corresponding functions *vrna\_fold\_compound\_TwoD()*, *vrna\_mfe\_TwoD()*, and *vrna\_fold\_compound\_free()* instead!

Global *TwoDpfold\_pbacktrack* (*TwoDpfold\_vars* \*vars, int d1, int d2)

Use the new API that relies on *vrna\_fold\_compound\_t* and the corresponding functions *vrna\_fold\_compound\_TwoD()*, *vrna\_pf\_TwoD()*, *vrna\_pbacktrack\_TwoD()*, and *vrna\_fold\_compound\_free()* instead!

Global *TwoDpfold\_pbacktrack5* (*TwoDpfold\_vars* \*vars, int d1, int d2, unsigned int length)

Use the new API that relies on *vrna\_fold\_compound\_t* and the corresponding functions *vrna\_fold\_compound\_TwoD()*, *vrna\_pf\_TwoD()*, *vrna\_pbacktrack5\_TwoD()*, and *vrna\_fold\_compound\_free()* instead!

Class *TwoDpfold\_vars*

This data structure will be removed from the library soon! Use *vrna\_fold\_compound\_t* and the corresponding functions *vrna\_fold\_compound\_TwoD()*, *vrna\_pf\_TwoD()*, and *vrna\_fold\_compound\_free()* instead!

Global *TwoDpfoldList* (*TwoDpfold\_vars* \*vars, int maxDistance1, int maxDistance2)

Use the new API that relies on *vrna\_fold\_compound\_t* and the corresponding functions *vrna\_fold\_compound\_TwoD()*, *vrna\_pf\_TwoD()*, and *vrna\_fold\_compound\_free()* instead!

File *units.h*

Use *ViennaRNA/units/units.h* instead

Global *unpack\_structure* (const char \*packed)

Use *vrna\_db\_unpack()* as a replacement

Global *update\_alifold\_params* (void)

Usage of this function is discouraged! The new API uses *vrna\_fold\_compound\_t* to lump all folding related necessities together, including the energy parameters. Use *vrna\_update\_fold\_params()* to update the energy parameters within a *vrna\_fold\_compound\_t*.

Global *update\_co\_pf\_params* (int length)

Use *vrna\_exp\_params\_subst()* instead!

Global *update\_co\_pf\_params\_par* (int length, *vrna\_exp\_param\_t* \*parameters)

Use *vrna\_exp\_params\_subst()* instead!

Global *update\_cofold\_params* (void)

See *vrna\_params\_subst()* for an alternative using the new API

Global *update\_cofold\_params\_par* (*vrna\_param\_t* \*parameters)

See *vrna\_params\_subst()* for an alternative using the new API

Global *update\_fold\_params* (void)

For non-default model settings use the new API with *vrna\_params\_subst()* and *vrna\_mfe()* instead!

Global *update\_fold\_params\_par* (*vrna\_param\_t* \*parameters)

For non-default model settings use the new API with *vrna\_params\_subst()* and *vrna\_mfe()* instead!

Global *update\_pf\_params* (int length)

Use *vrna\_exp\_params\_subst()* instead

Global *update\_pf\_params\_par* (int length, vrna\_exp\_param\_t \*parameters)

Use *vrna\_exp\_params\_subst()* instead

Global urn (void)

Use *vrna\_urn()* instead!

File utils.h

Use ViennaRNA/utils/basic.h instead

Use ViennaRNA/utils/basic.h instead

Global *vrna\_callback\_free\_auxdata* (void \*data)

Use *vrna\_auxdata\_free\_f(void \*data)* instead!

Global *vrna\_cofold* (const char \*sequence, char \*structure)

This function is obsolete since *vrna\_mfe()/vrna\_fold()* can handle complexes multiple sequences since v2.5.0. Use *vrna\_mfe()/vrna\_fold()* for connected component MFE instead and compute MFEs of unconnected states separately.

Global *VRNA\_CONSTRAINT\_FILE*

Use 0 instead!

Global *VRNA\_CONSTRAINT\_MULTILINE*

see *vrna\_extract\_record\_rest\_structure()*

Global *VRNA\_CONSTRAINT\_NO\_HEADER*

This mode is not supported anymore!

Global *VRNA\_CONSTRAINT\_SOFT\_MFE*

This flag has no meaning anymore, since constraints are now always stored! (since v2.2.6)

Global *VRNA\_CONSTRAINT\_SOFT\_PF*

Use *VRNA\_OPTION\_PF* instead!

Global vrna\_exp\_param\_s::id

This attribute will be removed in version 3

Global *vrna\_extract\_record\_rest\_constraint* (char \*\*cstruc, const char \*\*lines, unsigned int option)

Use *vrna\_extract\_record\_rest\_structure()* instead!

Global vrna\_fc\_s::pscore\_pf\_compat

This attribute will vanish in the future!

Global vrna\_fc\_s::ptype\_pf\_compat

This attribute will vanish in the future! It's meant for backward compatibility only!

Global *vrna\_mfe\_dimer* (vrna\_fold\_compound\_t \*fc, char \*structure)

This function is obsolete since *vrna\_mfe()* can handle complexes multiple sequences since v2.5.0. Use *vrna\_mfe()* for connected component MFE instead and compute MFEs of unconnected states separately.

File walk.h

Use ViennaRNA/landscape/walk.h instead

Global warn\_user (const char message[])

Use *vrna\_message\_warning()* instead! (since v2.3.0)

Global *write\_parameter\_file* (const char fname[])

Use *vrna\_params\_save()* instead!

Global xrealloc (void \*p, unsigned size)

Use *vrna\_realloc()* instead! (since v2.2.0)

Global *zukersubopt* (const char \*string)

use `vrna_zukersubopt()` instead

Global *zukersubopt\_par* (const char \*string, vrna\_param\_t \*parameters)

use `vrna_zukersubopt()` instead





## SWIG WRAPPERS

### 8.1 Introduction

For an easy integration into scripting languages, we provide an automatically generated interface to the RNAlib C-library, generated with SWIG. Currently, we support Perl 5 and Python as target languages.

---

**See also...**

*Python API*

---

### 8.2 Function Renaming

To provide a namespace-like separation of function symbols from our C library and third-party code, we use the prefix `vrna_` or `VRNA_` whenever possible. This, however, is not necessary for the scripting language interface, as it uses the separate namespace or package *RNA* anyway. Consequently, symbols that appear to have the `vrna_` or `VRNA_` prefix in the C-library have the corresponding prefix stripped away.

For instance, the C code

```
mfe = vrna_fold(sequence, structure);
```

translates to

```
my ($structure, $mfe) = RNA::fold($sequence)
```

in the Perl 5 interface, and

```
structure, mfe = RNA.fold(sequence)
```

for Python. Note, that in this example we also make use of the possibility to return multiple data at once in the scripting language, while the C library function uses additional parameters to return multiple data.

Functions that are dedicated to work on specific data structures only, e.g. the `vrna_fold_compound_t`, are usually not exported at all. Instead, they are attached as object methods of a corresponding class (see *Object Oriented Interface* for detailed information).

## 8.2.1 Global Variables

For the Python interface(s) SWIG places global variables of the C-library into an additional namespace `cvar`. For instance, changing the global temperature variable thus becomes

## 8.3 Object Oriented Interface

For data structures, typedefs, and enumerations the `vrna_` prefixes are dropped as well, together with their suffixes `_s`, `_t`, and `_e`, respectively. Furthermore, data structures are usually transformed into classes and relevant functions of the C-library are attached as methods.

## 8.4 Examples

Examples on the basic usage of the scripting language interfaces can be found in the *Perl 5 Examples* and *Python Examples* sections.

## 8.5 SWIG Wrapper notes

Special notes on how functions, structures, enums, and macro definitions are actually wrapped, can be found below

Global `vrna_abstract_shapes` (const char \*structure, unsigned int level)

This function is available as an overloaded function `abstract_shapes()` where the optional second parameter `level` defaults to 5. See, e.g. `RNA.abstract_shapes()` in the *Python API*.

Global `vrna_abstract_shapes_pt` (const short \*pt, unsigned int level)

This function is available as an overloaded function `abstract_shapes()` where the optional second parameter `level` defaults to 5. See, e.g. `RNA.abstract_shapes()` in the *Python API*.

Global `vrna_alifold` (const char \*\*sequences, char \*structure)

This function is available as function `alifold()` in the global namespace. The parameter `structure` is returned along with the MFE and must not be provided. See e.g. `RNA.alifold()` in the *Python API*.

Global `vrna_alifold` (const char \*\*alignment, int maxdist, FILE \*fp)

This function is available as overloaded function `alifold()` in the global namespace. The parameter `fp` defaults to NULL and may be omitted. See e.g. `RNA.alifold()` in the *Python API*.

Global `vrna_alifold_cb` (const char \*\*alignment, int maxdist, vrna\_mfe\_window\_f cb, void \*data)

This function is available as overloaded function `alifold_cb()` in the global namespace. The parameter `data` defaults to NULL and may be omitted. See e.g. `RNA.alifold_cb()` in the *Python API*.

Global `vrna_aln_consensus_mis` (const char \*\*alignment, const vrna\_md\_t \*md\_p)

This function is available as overloaded function `aln_consensus_mis()` where the last parameter may be omitted, indicating `md = NULL`. See e.g. `RNA.aln_consensus_mis()` in the *Python API*.

Global `vrna_aln_consensus_sequence` (const char \*\*alignment, const vrna\_md\_t \*md\_p)

This function is available as overloaded function `aln_consensus_sequence()` where the last parameter may be omitted, indicating `md = NULL`. See e.g. `RNA.aln_consensus_sequence()` in the *Python API*.

Global *vrna\_aln\_conservation\_col* (const char \*\*alignment, const vrna\_md\_t \*md\_p, unsigned int options)

This function is available as overloaded function `aln_conservation_col()` where the last two parameters may be omitted, indicating `md = NULL`, and `options = VRNA_MEASURE_SHANNON_ENTROPY`, respectively. See e.g. `RNA.aln_conservation_col()` in the *Python API*.

Global *vrna\_aln\_conservation\_struct* (const char \*\*alignment, const char \*structure, const vrna\_md\_t \*md)

This function is available as overloaded function `aln_conservation_struct()` where the last parameter `md` may be omitted, indicating `md = NULL`. See, e.g. `RNA.aln_conservation_struct()` in the *Python API*.

Global *vrna\_aln\_mpi* (const char \*\*alignment)

This function is available as function `aln_mpi()`. See e.g. `RNA.aln_mpi()` in the *Python API*.

Global *vrna\_aln\_pscore* (const char \*\*alignment, vrna\_md\_t \*md)

This function is available as overloaded function `aln_pscore()` where the last parameter may be omitted, indicating `md = NULL`. See e.g. `RNA.aln_pscore()` in the *Python API*.

Global *vrna\_backtrack5* (vrna\_fold\_compound\_t \*fc, unsigned int length, char \*structure)

This function is attached as overloaded method `backtrack()` to objects of type `fold_compound`. The parameter `length` defaults to the total length of the RNA sequence and may be omitted. The parameter `structure` is returned along with the MFE and must not be provided. See e.g. `RNA.fold_compound.backtrack()` in the *Python API*.

Global *vrna\_boustrophedon* (size\_t start, size\_t end)

This function is available as overloaded global function `boustrophedon()`. See, e.g. `RNA.boustrophedon()` in the *Python API*.

Global *vrna\_boustrophedon\_pos* (size\_t start, size\_t end, size\_t pos)

This function is available as overloaded global function `boustrophedon()`. Omitting the `pos` argument yields the entire sequence from `start` to `end`. See, e.g. `RNA.boustrophedon()` in the *Python API*.

Global *vrna\_bp\_distance* (const char \*str1, const char \*str2)

This function is available as an overloaded method `bp_distance()`. Note that the SWIG wrapper takes two structure in dot-bracket notation and converts them into pair tables using `vrna_ptable_from_string()`. The resulting pair tables are then internally passed to `vrna_bp_distance_pt()`. To control which kind of matching brackets will be used during conversion, the optional argument `options` can be used. See also the description of `vrna_ptable_from_string()` for available options. (default: `VRNA_BRACKETS_RND`). See, e.g. `RNA.bp_distance()` in the *Python API*.

Global *vrna\_bp\_distance\_pt* (const short \*pt1, const short \*pt2)

This function is available as an overloaded method `bp_distance()`. See, e.g. `RNA.bp_distance()` in the *Python API*.

Global *vrna\_circalifold* (const char \*\*sequences, char \*structure)

This function is available as function `circalifold()` in the global namespace. The parameter `structure` is returned along with the MFE and must not be provided. See e.g. `RNA.circalifold()` in the *Python API*.

Global *vrna\_circfold* (const char \*sequence, char \*structure)

This function is available as function `circfold()` in the global namespace. The parameter `structure` is returned along with the MFE and must not be provided. See e.g. `RNA.circfold()` in the *Python API*.

Global *vrna\_cofold* (const char \*sequence, char \*structure)

This function is available as function `cofold()` in the global namespace. The parameter `structure` is returned along with the MFE and must not be provided. See e.g. `RNA.cofold()` in the *Python API*.

Global *vrna\_commands\_apply* (vrna\_fold\_compound\_t \*fc, vrna\_cmd\_t commands, unsigned int options)

This function is attached as method `commands_apply()` to objects of type `fold_compound`. See, e.g. *RNA.fold\_compound.commands\_apply()* in the *Python API*.

Global *vrna\_db\_flatten* (char \*structure, unsigned int options)

This function flattens an input structure string in-place! The second parameter is optional and defaults to *VRNA\_BRACKETS\_DEFAULT*.

An overloaded version of this function exists, where an additional second parameter can be passed to specify the target brackets, i.e. the type of matching pair characters all brackets will be flattened to. Therefore, in the scripting language interface this function is a replacement for *vrna\_db\_flatten\_to()*. See, e.g. *RNA.db\_flatten()* in the *Python API*.

Global *vrna\_db\_flatten\_to* (char \*string, const char target[3], unsigned int options)

This function is available as an overloaded version of *vrna\_db\_flatten()*. See, e.g. *RNA.db\_flatten()* in the *Python API*.

Global *vrna\_db\_from\_probs* (const FLT\_OR\_DBL \*pr, unsigned int length)

This function is available as parameter-less method `db_from_probs()` bound to objects of type *fold\_compound*. Parameters `pr` and `length` are implicitly taken from the *fold\_compound* object the method is bound to. Upon missing base pair probabilities, this method returns an empty string. See, e.g. *RNA.db\_from\_probs()* in the *Python API*.

Global *vrna\_db\_pk\_remove* (const char \*structure, unsigned int options)

This function is available as an overloaded function `db_pk_remove()` where the optional second parameter `options` defaults to *VRNA\_BRACKETS\_ANY*. See, e.g. *RNA.db\_pk\_remove()* in the *Python API*.

Global *vrna\_ensemble\_defect* (vrna\_fold\_compound\_t \*fc, const char \*structure)

This function is attached as method `ensemble_defect()` to objects of type *fold\_compound*. Note that the SWIG wrapper takes a structure in dot-bracket notation and converts it into a pair table using *vrna\_ptable\_from\_string()*. The resulting pair table is then internally passed to *vrna\_ensemble\_defect\_pt()*. To control which kind of matching brackets will be used during conversion, the optional argument `options` can be used. See also the description of *vrna\_ptable\_from\_string()* for available options. (default: *VRNA\_BRACKETS\_RND*). See, e.g. *RNA.fold\_compound.ensemble\_defect()* in the *Python API*.

Global *vrna\_ensemble\_defect\_pt* (vrna\_fold\_compound\_t \*fc, const short \*pt)

This function is attached as overloaded method `ensemble_defect()` to objects of type *fold\_compound*. See, e.g. *RNA.fold\_compound.ensemble\_defect()* in the *Python API*.

Global *vrna\_enumerate\_necklaces* (const unsigned int \*type\_counts)

This function is available as global function `enumerate_necklaces()` which accepts lists input, and produces list of lists output. See, e.g. *RNA.enumerate\_necklaces()* in the *Python API*.

Global *vrna\_eval\_circ\_consensus\_structure* (const char \*\*alignment, const char \*structure)

This function is available through an overloaded version of *vrna\_eval\_circ\_structure()*. Simply pass a sequence alignment as list of strings (including gaps) as first, and the consensus structure as second argument. See, e.g. *RNA.eval\_circ\_structure()* in the *Python API*.

Global *vrna\_eval\_circ\_consensus\_structure\_v* (const char \*\*alignment, const char \*structure, int verbosity\_level, FILE \*file)

This function is available through an overloaded version of *vrna\_eval\_circ\_structure()*. Simply pass a sequence alignment as list of strings (including gaps) as first, and the consensus structure as second argument. The last two arguments are optional and default to *VRNA\_VERBOSITY\_QUIET* and `NULL`, respectively. See, e.g. *RNA.eval\_circ\_structure()* in the *Python API*.

Global *vrna\_eval\_circ\_gquad\_consensus\_structure* (const char \*\*alignment, const char \*structure)

This function is available through an overloaded version of *vrna\_eval\_circ\_gquad\_structure()*. Simply pass a sequence alignment as list of strings (including gaps) as first, and the consensus structure as second argument. See, e.g. *RNA.eval\_circ\_gquad\_structure()* in the *Python API*.

Global *vrna\_eval\_circ\_gquad\_consensus\_structure\_v* (const char \*\*alignment, const char \*structure, int verbosity\_level, FILE \*file)

This function is available through an overloaded version of *vrna\_eval\_circ\_gquad\_structure()*. Simply pass a sequence alignment as list of strings (including gaps) as first, and the consensus structure as second argument. The last two arguments are optional and default to *VRNA\_VERBOSITY\_QUIET* and *NULL*, respectively. See, e.g. *RNA.eval\_circ\_gquad\_structure()* in the *Python API* .

Global *vrna\_eval\_circ\_gquad\_structure* (const char \*string, const char \*structure)

In the target scripting language, this function serves as a wrapper for *vrna\_eval\_circ\_gquad\_structure\_v()* and, thus, allows for two additional, optional arguments, the verbosity level and a file handle which default to *VRNA\_VERBOSITY\_QUIET* and *NULL*, respectively.. See, e.g. *RNA.eval\_circ\_gquad\_structure()* in the *Python API* .

Global *vrna\_eval\_circ\_gquad\_structure\_v* (const char \*string, const char \*structure, int verbosity\_level, FILE \*file)

This function is available through an overloaded version of *vrna\_eval\_circ\_gquad\_structure()*. The last two arguments for this function are optional and default to *VRNA\_VERBOSITY\_QUIET* and *NULL*, respectively. See, e.g. *RNA.eval\_circ\_gquad\_structure()* in the *Python API* .

Global *vrna\_eval\_circ\_structure* (const char \*string, const char \*structure)

In the target scripting language, this function serves as a wrapper for *vrna\_eval\_circ\_structure\_v()* and, thus, allows for two additional, optional arguments, the verbosity level and a file handle which default to *VRNA\_VERBOSITY\_QUIET* and *NULL*, respectively.. See, e.g. *RNA.eval\_circ\_structure()* in the *Python API* .

Global *vrna\_eval\_circ\_structure\_v* (const char \*string, const char \*structure, int verbosity\_level, FILE \*file)

This function is available through an overloaded version of *vrna\_eval\_circ\_structure()*. The last two arguments for this function are optional and default to *VRNA\_VERBOSITY\_QUIET* and *NULL*, respectively. See, e.g. *RNA.eval\_circ\_structure()* in the *Python API* .

Global *vrna\_eval\_consensus\_structure\_pt\_simple* (const char \*\*alignment, const short \*pt)

This function is available through an overloaded version of *vrna\_eval\_structure\_pt\_simple()*. Simply pass a sequence alignment as list of strings (including gaps) as first, and the consensus structure as second argument. See, e.g. *RNA.eval\_structure\_pt\_simple()* in the *Python API* .

Global *vrna\_eval\_consensus\_structure\_pt\_simple\_v* (const char \*\*alignment, const short \*pt, int verbosity\_level, FILE \*file)

This function is available through an overloaded version of *vrna\_eval\_structure\_pt\_simple()*. Simply pass a sequence alignment as list of strings (including gaps) as first, and the consensus structure as second argument. The last two arguments are optional and default to *VRNA\_VERBOSITY\_QUIET* and *NULL*, respectively. See, e.g. *RNA.eval\_structure\_pt\_simple()* in the *Python API* .

Global *vrna\_eval\_consensus\_structure\_simple* (const char \*\*alignment, const char \*structure)

This function is available through an overloaded version of *vrna\_eval\_structure\_simple()*. Simply pass a sequence alignment as list of strings (including gaps) as first, and the consensus structure as second argument. See, e.g. *RNA.eval\_structure\_simple()* in the *Python API* .

Global *vrna\_eval\_consensus\_structure\_simple\_v* (const char \*\*alignment, const char \*structure, int verbosity\_level, FILE \*file)

This function is available through an overloaded version of *vrna\_eval\_structure\_simple()*. Simply pass a sequence alignment as list of strings (including gaps) as first, and the consensus structure as second argument. The last two arguments are optional and default to *VRNA\_VERBOSITY\_QUIET* and *NULL*, respectively. See, e.g. *RNA.eval\_structure\_simple()* in the *Python API* .

Global *vrna\_eval\_covar\_structure* (vrna\_fold\_compound\_t \*fc, const char \*structure)

This function is attached as method *eval\_covar\_structure()* to objects of type *fold\_compound*. See, e.g. *RNA.fold\_compound.eval\_covar\_structure()* in the *Python API* .

Global *vrna\_eval\_gquad\_consensus\_structure* (const char \*\*alignment, const char \*structure)

This function is available through an overloaded version of *vrna\_eval\_gquad\_structure()*. Simply pass a sequence alignment as list of strings (including gaps) as first, and the consensus structure as second argument. See, e.g. *RNA.eval\_gquad\_structure()* in the *Python API* .

Global *vrna\_eval\_gquad\_consensus\_structure\_v* (const char \*\*alignment, const char \*structure, int verbosity\_level, FILE \*file)

This function is available through an overloaded version of *vrna\_eval\_gquad\_structure()*. Simply pass a sequence alignment as list of strings (including gaps) as first, and the consensus structure as second argument. The last two arguments are optional and default to *VRNA\_VERBOSITY\_QUIET* and *NULL*, respectively. See, e.g. *RNA.eval\_gquad\_structure()* in the *Python API* .

Global *vrna\_eval\_gquad\_structure* (const char \*string, const char \*structure)

In the target scripting language, this function serves as a wrapper for *vrna\_eval\_gquad\_structure\_v()* and, thus, allows for two additional, optional arguments, the verbosity level and a file handle which default to *VRNA\_VERBOSITY\_QUIET* and *NULL*, respectively.. See, e.g. *RNA.eval\_gquad\_structure()* in the *Python API* .

Global *vrna\_eval\_gquad\_structure\_v* (const char \*string, const char \*structure, int verbosity\_level, FILE \*file)

This function is available through an overloaded version of *vrna\_eval\_gquad\_structure()*. The last two arguments for this function are optional and default to *VRNA\_VERBOSITY\_QUIET* and *NULL*, respectively. See, e.g. *RNA.eval\_gquad\_structure()* in the *Python API* .

Global *vrna\_eval\_hp\_loop* (vrna\_fold\_compound\_t \*fc, int i, int j)

This function is attached as method *eval\_hp\_loop()* to objects of type *fold\_compound*. See, e.g. *RNA.fold\_compound.eval\_hp\_loop()* in the *Python API* .

Global *vrna\_eval\_int\_loop* (vrna\_fold\_compound\_t \*fc, int i, int j, int k, int l)

This function is attached as method *eval\_int\_loop()* to objects of type *fold\_compound*. See, e.g. *RNA.fold\_compound.eval\_int\_loop()* in the *Python API* .

Global *vrna\_eval\_loop\_pt* (vrna\_fold\_compound\_t \*fc, int i, const short \*pt)

This function is attached as method *eval\_loop\_pt()* to objects of type *fold\_compound*. See, e.g. *RNA.fold\_compound.eval\_loop\_pt()* in the *Python API* .

Global *vrna\_eval\_move* (vrna\_fold\_compound\_t \*fc, const char \*structure, int m1, int m2)

This function is attached as method *eval\_move()* to objects of type *fold\_compound*. See, e.g. *RNA.fold\_compound.eval\_move()* in the *Python API* .

Global *vrna\_eval\_move\_pt* (vrna\_fold\_compound\_t \*fc, short \*pt, int m1, int m2)

This function is attached as method *eval\_move\_pt()* to objects of type *fold\_compound*. See, e.g. *RNA.fold\_compound.eval\_move\_pt()* in the *Python API* .

Global *vrna\_eval\_structure* (vrna\_fold\_compound\_t \*fc, const char \*structure)

This function is attached as method *eval\_structure()* to objects of type *fold\_compound*. See, e.g. *RNA.fold\_compound.eval\_structure()* in the *Python API* .

Global *vrna\_eval\_structure\_pt* (vrna\_fold\_compound\_t \*fc, const short \*pt)

This function is attached as method *eval\_structure\_pt()* to objects of type *fold\_compound*. See, e.g. *RNA.fold\_compound.eval\_structure\_pt()* in the *Python API* .

Global *vrna\_eval\_structure\_pt\_simple* (const char \*string, const short \*pt)

In the target scripting language, this function serves as a wrapper for *vrna\_eval\_structure\_pt\_v()* and, thus, allows for two additional, optional arguments, the verbosity level and a file handle which default to *VRNA\_VERBOSITY\_QUIET* and *NULL*, respectively. See, e.g. *RNA.eval\_structure\_pt\_simple()* in the *Python API* .

Global *vrna\_eval\_structure\_pt\_verbose* (vrna\_fold\_compound\_t \*fc, const short \*pt, FILE \*file)

This function is attached as method *eval\_structure\_pt\_verbose()* to objects of type *fold\_compound*. See, e.g. *RNA.fold\_compound.eval\_structure\_pt\_verbose()* in the *Python API* .

Global *vrna\_eval\_structure\_simple* (const char \*string, const char \*structure)

In the target scripting language, this function serves as a wrapper for *vrna\_eval\_structure\_simple\_v()* and, thus, allows for two additional, optional arguments, the verbosity level and a file handle which default to *VRNA\_VERBOSITY\_QUIET* and NULL, respectively.. See, e.g. *RNA.eval\_structure\_simple()* in the *Python API* .

Global *vrna\_eval\_structure\_simple\_v* (const char \*string, const char \*structure, int verbosity\_level, FILE \*file)

This function is available through an overloaded version of *vrna\_eval\_structure\_simple()*. The last two arguments for this function are optional and default to *VRNA\_VERBOSITY\_QUIET* and NULL, respectively. See, e.g. *RNA.eval\_structure\_simple()* in the *Python API* .

Global *vrna\_eval\_structure\_verbose* (vrna\_fold\_compound\_t \*fc, const char \*structure, FILE \*file)

This function is attached as method *eval\_structure\_verbose()* to objects of type *fold\_compound*. See, e.g. *RNA.fold\_compound.eval\_structure\_verbose()* in the *Python API* .

Global *vrna\_exp\_params\_rescale* (vrna\_fold\_compound\_t \*fc, double \*mfe)

This function is attached to *vrna\_fc\_s* objects as overloaded *exp\_params\_rescale()* method.

When no parameter is passed to this method, the resulting action is the same as passing NULL as second parameter to *vrna\_exp\_params\_rescale()*, i.e. default scaling of the partition function. Passing an energy in kcal/mol, e.g. as retrieved by a previous call to the *mfe()* method, instructs all subsequent calls to scale the partition function accordingly. See, e.g. *RNA.fold\_compound.exp\_params\_rescale()* in the *Python API*.

Global *vrna\_exp\_params\_reset* (vrna\_fold\_compound\_t \*fc, vrna\_md\_t \*md)

This function is attached to *vrna\_fc\_s* objects as overloaded *exp\_params\_reset()* method.

When no parameter is passed to this method, the resulting action is the same as passing NULL as second parameter to *vrna\_exp\_params\_reset()*, i.e. global default model settings are used. Passing an object of type *vrna\_md\_s* resets the fold compound according to the specifications stored within the *vrna\_md\_s* object. See, e.g. *RNA.fold\_compound.exp\_params\_reset()* in the *Python API*.

Global *vrna\_exp\_params\_subst* (vrna\_fold\_compound\_t \*fc, vrna\_exp\_param\_t \*params)

This function is attached to *vrna\_fc\_s* objects as overloaded *exp\_params\_subst()* method.

When no parameter is passed, the resulting action is the same as passing NULL as second parameter to *vrna\_exp\_params\_subst()*, i.e. resetting the parameters to the global defaults. See, e.g. *RNA.fold\_compound.exp\_params\_subst()* in the *Python API*.

Class *vrna\_fc\_s*

This data structure is wrapped as class *fold\_compound* with several related functions attached as methods.

A new *fold\_compound* can be obtained by calling one of its constructors:

- *fold\_compound(seq)* - Initialize with a single sequence, or two concatenated sequences separated by an ampersand character & (for cofolding)
- *fold\_compound(aln)* - Initialize with a sequence alignment *aln* stored as a list of sequences (with gap characters).

The resulting object has a list of attached methods which in most cases directly correspond to functions that mainly operate on the corresponding C data structure:

- *type()* - Get the type of the *fold\_compound* (See *vrna\_fc\_type\_e*)
- *length()* - Get the length of the sequence(s) or alignment stored within the *fold\_compound*.

See, e.g. *RNA.fold\_compound* in the *Python API*.

Global *vrna\_file\_commands\_apply* (*vrna\_fold\_compound\_t* \*fc, const char \*filename, unsigned int options)

This function is attached as method *file\_commands\_apply()* to objects of type *fold\_compound*. See, e.g. *RNA.fold\_compound.file\_commands\_apply()* in the *Python API*.

Global *vrna\_file\_commands\_read* (const char \*filename, unsigned int options)

This function is available as global function *file\_commands\_read()*. See, e.g. *RNA.file\_commands\_read()* in the *Python API*.

Global *vrna\_file\_msa\_detect\_format* (const char \*filename, unsigned int options)

This function exists as an overloaded version where the *options* parameter may be omitted! In that case, the *options* parameter defaults to *VRNA\_FILE\_FORMAT\_MSA\_DEFAULT*. See, e.g. *RNA.file\_msa\_detect\_format()* in the *Python API*.

Global *vrna\_file\_msa\_read* (const char \*filename, char \*\*\*names, char \*\*\*aln, char \*\*id, char \*\*structure, unsigned int options)

In the target scripting language, only the first and last argument, *filename* and *options*, are passed to the corresponding function. The other arguments, which serve as output in the C-library, are available as additional return values. This function exists as an overloaded version where the *options* parameter may be omitted! In that case, the *options* parameter defaults to *VRNA\_FILE\_FORMAT\_MSA\_STOCKHOLM*. See, e.g. *RNA.file\_msa\_read()* in the *Python API* and *Parsing Alignments* in the Python examples.

Global *vrna\_file\_msa\_read\_record* (FILE \*fp, char \*\*\*names, char \*\*\*aln, char \*\*id, char \*\*structure, unsigned int options)

In the target scripting language, only the first and last argument, *fp* and *options*, are passed to the corresponding function. The other arguments, which serve as output in the C-library, are available as additional return values. This function exists as an overloaded version where the *options* parameter may be omitted! In that case, the *options* parameter defaults to *VRNA\_FILE\_FORMAT\_MSA\_STOCKHOLM*. See, e.g. *RNA.file\_msa\_read\_record()* in the *Python API* and *Parsing Alignments* in the Python examples.

Global *vrna\_file\_msa\_write* (const char \*filename, const char \*\*names, const char \*\*aln, const char \*id, const char \*structure, const char \*source, unsigned int options)

In the target scripting language, this function exists as a set of overloaded versions, where the last four parameters may be omitted. If the *options* parameter is missing the options default to (*VRNA\_FILE\_FORMAT\_MSA\_STOCKHOLM* | *VRNA\_FILE\_FORMAT\_MSA\_APPEND*). See, e.g. *RNA.file\_msa\_write()* in the *Python API*.

Global *vrna\_file\_PS\_aln* (const char \*filename, const char \*\*seqs, const char \*\*names, const char \*\*structure, unsigned int columns)

This function is available as overloaded function *file\_PS\_aln()* with three additional parameters *start*, *end*, and *offset* before the *columns* argument. Thus, it resembles the *vrna\_file\_PS\_aln\_slice()* function. The last four arguments may be omitted, indicating the default of *start = 0*, *end = 0*, *offset = 0*, and *columns = 60*. See, e.g. *RNA.file\_PS\_aln()* in the *Python API*.

Global *vrna\_file\_PS\_aln\_slice* (const char \*filename, const char \*\*seqs, const char \*\*names, const char \*\*structure, unsigned int start, unsigned int end, int offset, unsigned int columns)

This function is available as overloaded function *file\_PS\_aln()* where the last four parameter may be omitted, indicating *start = 0*, *end = 0*, *offset = 0*, and *columns = 60*. See, e.g. *RNA.file\_PS\_aln()* in the *Python API*.

Global *vrna\_fold* (const char \*sequence, char \*structure)

This function is available as function *fold()* in the global namespace. The parameter *structure* is returned along with the MFE and must not be provided. See e.g. *RNA.fold()* in the *Python API*.

Global *vrna\_hc\_add\_from\_db* (*vrna\_fold\_compound\_t* \*fc, const char \*constraint, unsigned int options)

This function is attached as method *hc\_add\_from\_db()* to objects of type *fold\_compound*. See, e.g. *RNA.fold\_compound.hc\_add\_from\_db()* in the *Python API*.



Global *vrna\_hc\_init* (*vrna\_fold\_compound\_t \*fc*)

This function is attached as method `hc_init()` to objects of type `fold_compound`. See, e.g. *RNA.fold\_compound.hc\_init()* in the *Python API*.

Global *vrna\_heat\_capacity* (*vrna\_fold\_compound\_t \*fc*, float *T\_min*, float *T\_max*, float *T\_increment*, unsigned int *mpoints*)

This function is attached as overloaded method `heat_capacity()` to objects of type `fold_compound`. If the optional function arguments *T\_min*, *T\_max*, *T\_increment*, and *mpoints* are omitted, they default to 0.0, 100.0, 1.0 and 2, respectively. See, e.g. *RNA.fold\_compound.heat\_capacity()* in the *Python API*.

Global *vrna\_heat\_capacity\_cb* (*vrna\_fold\_compound\_t \*fc*, float *T\_min*, float *T\_max*, float *T\_increment*, unsigned int *mpoints*, *vrna\_heat\_capacity\_f cb*, void *\*data*)

This function is attached as method `heat_capacity_cb()` to objects of type `fold_compound`. See, e.g. *RNA.fold\_compound.heat\_capacity\_cb()* in the *Python API*.

Global *vrna\_heat\_capacity\_simple* (const char *\*sequence*, float *T\_min*, float *T\_max*, float *T\_increment*, unsigned int *mpoints*)

This function is available as overloaded function `heat_capacity()`. If the optional function arguments *T\_min*, *T\_max*, *T\_increment*, and *mpoints* are omitted, they default to 0.0, 100.0, 1.0 and 2, respectively. See, e.g. *RNA.head\_capacity()* in the *Python API*.

Global *vrna\_init\_rand\_seed* (unsigned int *seed*)

This function is available as an overloaded function `init_rand()` where the argument *seed* is optional. See, e.g. *RNA.init\_rand()* in the *Python API*.

Global *vrna\_Lfold* (const char *\*string*, int *window\_size*, FILE *\*file*)

This function is available as overloaded function `Lfold()` in the global namespace. The parameter *file* defaults to NULL and may be omitted. See e.g. *RNA.Lfold()* in the *Python API*.

Global *vrna\_Lfold\_cb* (const char *\*string*, int *window\_size*, *vrna\_mfe\_window\_f cb*, void *\*data*)

This function is available as overloaded function `Lfold_cb()` in the global namespace. The parameter *data* defaults to NULL and may be omitted. See e.g. *RNA.Lfold\_cb()* in the *Python API*.

Global *vrna\_Lfoldz\_cb* (const char *\*string*, int *window\_size*, double *min\_z*, *vrna\_mfe\_window\_zscore\_f cb*, void *\*data*)

This function is available as overloaded function `Lfoldz_cb()` in the global namespace. The parameter *data* defaults to NULL and may be omitted. See e.g. *RNA.Lfoldz\_cb()* in the *Python API*.

Global *vrna\_maximum\_matching* (*vrna\_fold\_compound\_t \*fc*)

This function is attached as method `maximum_matching()` to objects of type `fold_compound`. See e.g. *RNA.fold\_compound.maximum\_matching()* in the *Python API*.

Global *vrna\_maximum\_matching\_simple* (const char *\*sequence*)

This function is available as global function `maximum_matching()`. See e.g. *RNA.maximum\_matching()* in the *Python API*.

Class *vrna\_md\_s*

This data structure is wrapped as an object `md` with multiple related functions attached as methods.

A new set of default parameters can be obtained by calling the constructor of `md`:

- `md()` &#8212; Initialize with default settings

The resulting object has a list of attached methods which directly correspond to functions that mainly operate on the corresponding *C* data structure:

- `reset()` - *vrna\_md\_set\_default()*
- `set_from_globals()` - *set\_model\_details()*
- `option_string()` - *vrna\_md\_option\_string()*

Note, that default parameters can be modified by directly setting any of the following global variables. Internally, getting/setting default parameters using their global variable representative translates into calls of the following functions, therefore these wrappers for these functions do not exist in the scripting language interface(s):

Global *vrna\_MEA* (*vrna\_fold\_compound\_t* \*fc, double gamma, float \*mea)

This function is attached as overloaded method *MEA*(gamma = 1.) to objects of type *fold\_compound*. Note, that it returns the MEA structure and MEA value as a tuple (*MEA\_structure*, *MEA*). See, e.g. *RNA.fold\_compound.MEA()* in the *Python API*.

Global *vrna\_MEA\_from\_plist* (*vrna\_ep\_t* \*plist, const char \*sequence, double gamma, *vrna\_md\_t* \*md, float \*mea)

This function is available as overloaded function *MEA\_from\_plist*(gamma = 1., md = NULL). Note, that it returns the MEA structure and MEA value as a tuple (*MEA\_structure*, *MEA*). See, e.g. *RNA.MEA\_from\_plist()* in the *Python API*.

Global *vrna\_mean\_bp\_distance* (*vrna\_fold\_compound\_t* \*fc)

This function is attached as method *mean\_bp\_distance()* to objects of type *fold\_compound*. See, e.g. *RNA.fold\_compound.mean\_bp\_distance()* in the *Python API*.

Global *vrna\_mfe* (*vrna\_fold\_compound\_t* \*fc, char \*structure)

This function is attached as method *mfe()* to objects of type *fold\_compound*. The parameter *structure* is returned along with the MFE und must not be provided. See e.g. *RNA.fold\_compound.mfe()* in the *Python API*.

Global *vrna\_mfe\_dimer* (*vrna\_fold\_compound\_t* \*fc, char \*structure)

This function is attached as method *mfe\_dimer()* to objects of type *fold\_compound*. The parameter *structure* is returned along with the MFE und must not be provided. See e.g. *RNA.fold\_compound.mfe\_dimer()* in the *Python API*.

Global *vrna\_mfe\_window* (*vrna\_fold\_compound\_t* \*fc, FILE \*file)

This function is attached as overloaded method *mfe\_window()* to objects of type *fold\_compound*. The parameter *FILE* has default value of NULL and can be omitted. See e.g. *RNA.fold\_compound.mfe\_window()* in the *Python API*.

Global *vrna\_mfe\_window\_cb* (*vrna\_fold\_compound\_t* \*fc, *vrna\_mfe\_window\_f* cb, void \*data)

This function is attached as overloaded method *mfe\_window\_cb()* to objects of type *fold\_compound*. The parameter *data* has default value of NULL and can be omitted. See e.g. *RNA.fold\_compound.mfe\_window\_cb()* in the *Python API*.

Global *vrna\_mfe\_window\_zscore* (*vrna\_fold\_compound\_t* \*fc, double min\_z, FILE \*file)

This function is attached as overloaded method *mfe\_window\_zscore()* to objects of type *fold\_compound*. The parameter *FILE* has default value of NULL and can be omitted. See e.g. *RNA.fold\_compound.mfe\_window\_zscore()* in the *Python API*.

Global *vrna\_mfe\_window\_zscore\_cb* (*vrna\_fold\_compound\_t* \*fc, double min\_z, *vrna\_mfe\_window\_zscore\_f* cb, void \*data)

This function is attached as overloaded method *mfe\_window\_zscore\_cb()* to objects of type *fold\_compound*. The parameter *data* has default value of NULL and can be omitted. See e.g. *RNA.fold\_compound.mfe\_window\_zscore()* in the *Python API*.

Global *vrna\_neighbors* (*vrna\_fold\_compound\_t* \*fc, const short \*pt, unsigned int options)

This function is attached as an overloaded method *neighbors()* to objects of type *fold\_compound*. The optional parameter *options* defaults to *VRNA\_MOVESET\_DEFAULT* if it is omitted. See, e.g. *RNA.fold\_compound.neighbors()* in the *Python API*.

Global *vrna\_params\_load* (const char fname[], unsigned int options)

This function is available as overloaded function *params\_load*(fname="", options=*VRNA\_PARAMETER\_FORMAT\_DEFAULT*). Here, the empty filename string indicates to

load default RNA parameters, i.e. this is equivalent to calling `vrna_params_load_defaults()`. See, e.g. `RNA.fold_compound.params_load()` in the *Python API*.

Global `vrna_params_load_defaults` (void)

This function is available as overloaded function `params_load()`. See, e.g. `RNA.params_load()` in the *Python API*.

Global `vrna_params_load_DNA_Mathews1999` (void)

This function is available as function `params_load_DNA_Mathews1999()`. See, e.g. `RNA.params_load_DNA_Mathews1999()` in the *Python API*.

Global `vrna_params_load_DNA_Mathews2004` (void)

This function is available as function `params_load_DNA_Mathews2004()`. See, e.g. `RNA.params_load_DNA_Mathews2004()` in the *Python API*.

Global `vrna_params_load_from_string` (const char \*string, const char \*name, unsigned int options)

This function is available as overloaded function `params_load_from_string(string, name="", options=VRNA_PARAMETER_FORMAT_DEFAULT)`. See, e.g. `RNA.params_load_from_string()` in the *Python API*.

Global `vrna_params_load_RNA_Andronescu2007` (void)

This function is available as function `params_load_RNA_Andronescu2007()`. See, e.g. `RNA.params_load_RNA_Andronescu2007()` in the *Python API*.

Global `vrna_params_load_RNA_Langdon2018` (void)

This function is available as function `params_load_RNA_Langdon2018()`. See, e.g. `RNA.params_load_RNA_Langdon2018()` in the *Python API*.

Global `vrna_params_load_RNA_misc_special_hairpins` (void)

This function is available as function `params_load_RNA_misc_special_hairpins()`. See, e.g. `RNA.params_load_RNA_misc_special_hairpins()` in the *Python API*.

Global `vrna_params_load_RNA_Turner1999` (void)

This function is available as function `params_load_RNA_Turner1999()`. See, e.g. `RNA.params_load_RNA_Turner1999()` in the *Python API*.

Global `vrna_params_load_RNA_Turner2004` (void)

This function is available as function `params_load_RNA_Turner2004()`. See, e.g. `RNA.params_load_RNA_Turner2004()` in the *Python API*.

Global `vrna_params_reset` (`vrna_fold_compound_t *fc`, `vrna_md_t *md`)

This function is attached to `vrna_fc_s` objects as overloaded `params_reset()` method.

When no parameter is passed to this method, the resulting action is the same as passing NULL as second parameter to `vrna_params_reset()`, i.e. global default model settings are used. Passing an object of type `vrna_md_s` resets the fold compound according to the specifications stored within the `vrna_md_s` object. See, e.g. `RNA.fold_compound.params_reset()` in the *Python API*.

Global `vrna_params_save` (const char fname[], unsigned int options)

This function is available as overloaded function `params_save(fname, options=VRNA_PARAMETER_FORMAT_DEFAULT)`. See, e.g. `RNA.params_save()` in the *Python API*.

Global `vrna_params_subst` (`vrna_fold_compound_t *fc`, `vrna_param_t *par`)

This function is attached to `vrna_fc_s` objects as overloaded `params_subst()` method.

When no parameter is passed, the resulting action is the same as passing NULL as second parameter to `vrna_params_subst()`, i.e. resetting the parameters to the global defaults. See, e.g. `RNA.fold_compound.params_subst()` in the *Python API*.

Global *vrna\_path* (vrna\_fold\_compound\_t \*fc, short \*pt, unsigned int steps, unsigned int options)

This function is attached as an overloaded method `path()` to objects of type `fold_compound`. The optional parameter `options` defaults to `VRNA_PATH_DEFAULT` if it is omitted. See, e.g. *RNA.fold\_compound.path()* in the *Python API*.

Global *vrna\_path\_direct* (vrna\_fold\_compound\_t \*fc, const char \*s1, const char \*s2, vrna\_path\_options\_t options)

This function is attached as an overloaded method `path_direct()` to objects of type `fold_compound`. The optional parameter `options` defaults to `NULL` if it is omitted. See, e.g. *RNA.fold\_compound.path\_direct()* in the *Python API*.

Global *vrna\_path\_direct\_ub* (vrna\_fold\_compound\_t \*fc, const char \*s1, const char \*s2, int maxE, vrna\_path\_options\_t options)

This function is attached as an overloaded method `path_direct()` to objects of type `fold_compound`. The optional parameter `maxE` defaults to `#INT_MAX - 1` if it is omitted, while the optional parameter `options` defaults to `NULL`. In case the function did not find a path with  $E_{saddle} < E_{max}$  it returns an empty list. See, e.g. *RNA.fold\_compound.path\_direct()* in the *Python API*.

Global *vrna\_path\_findpath* (vrna\_fold\_compound\_t \*fc, const char \*s1, const char \*s2, int width)

This function is attached as an overloaded method `path_findpath()` to objects of type `fold_compound`. The optional parameter `width` defaults to 1 if it is omitted. See, e.g. *RNA.fold\_compound.path\_findpath()* in the *Python API*.

Global *vrna\_path\_findpath\_saddle* (vrna\_fold\_compound\_t \*fc, const char \*s1, const char \*s2, int width)

This function is attached as an overloaded method `path_findpath_saddle()` to objects of type `fold_compound`. The optional parameter `width` defaults to 1 if it is omitted. See, e.g. *RNA.fold\_compound.path\_findpath\_saddle()* in the *Python API*.

Global *vrna\_path\_findpath\_saddle\_ub* (vrna\_fold\_compound\_t \*fc, const char \*s1, const char \*s2, int width, int maxE)

This function is attached as an overloaded method `path_findpath_saddle()` to objects of type `fold_compound`. The optional parameter `width` defaults to 1 if it is omitted, while the optional parameter `maxE` defaults to `INF`. In case the function did not find a path with  $E_{saddle} < E_{max}$  the function returns a `NULL` object, i.e. `undef` for Perl and `None` for Python. See, e.g. *RNA.fold\_compound.path\_findpath\_saddle()* in the *Python API*.

Global *vrna\_path\_findpath\_ub* (vrna\_fold\_compound\_t \*fc, const char \*s1, const char \*s2, int width, int maxE)

This function is attached as an overloaded method `path_findpath()` to objects of type `fold_compound`. The optional parameter `width` defaults to 1 if it is omitted, while the optional parameter `maxE` defaults to `INF`. In case the function did not find a path with  $E_{saddle} < E_{max}$  the function returns an empty list. See, e.g. *RNA.fold\_compound.path\_findpath()* in the *Python API*.

Global *vrna\_path\_gradient* (vrna\_fold\_compound\_t \*fc, short \*pt, unsigned int options)

This function is attached as an overloaded method `path_gradient()` to objects of type `fold_compound`. The optional parameter `options` defaults to `VRNA_PATH_DEFAULT` if it is omitted. See, e.g. *RNA.fold\_compound.path\_gradient()* in the *Python API*.

Global *vrna\_path\_options\_findpath* (int width, unsigned int type)

This function is available as overloaded function `path_options_findpath()`. The optional parameter `width` defaults to 10 if omitted, while the optional parameter `type` defaults to `VRNA_PATH_TYPE_DOT_BRACKET`. See, e.g. *RNA.path\_options\_findpath()* in the *Python API*.

Global *vrna\_path\_random* (vrna\_fold\_compound\_t \*fc, short \*pt, unsigned int steps, unsigned int options)

This function is attached as an overloaded method `path_gradient()` to objects of type `fold_compound`. The optional parameter `options` defaults to `VRNA_PATH_DEFAULT` if it is omitted. See, e.g. *RNA.fold\_compound.path\_random()* in the *Python API*.

Global *vrna\_pbacktrack* (*vrna\_fold\_compound\_t* \*fc)

This function is attached as overloaded method *pbacktrack()* to objects of type *fold\_compound*. See, e.g. *RNA.fold\_compound.pbacktrack()* in the *Python API* and the *Boltzmann Sampling* Python examples .

Global *vrna\_pbacktrack5* (*vrna\_fold\_compound\_t* \*fc, unsigned int length)

This function is attached as overloaded method *pbacktrack5()* to objects of type *fold\_compound*. See, e.g. *RNA.fold\_compound.pbacktrack5()* in the *Python API* and the *Boltzmann Sampling* Python examples .

Global *vrna\_pbacktrack5\_cb* (*vrna\_fold\_compound\_t* \*fc, unsigned int num\_samples, unsigned int length, *vrna\_bs\_result\_f* cb, void \*data, unsigned int options)

This function is attached as overloaded method *pbacktrack5()* to objects of type *fold\_compound* with optional last argument *options = VRNA\_PBACKTRACK\_DEFAULT*. See, e.g. *RNA.fold\_compound.pbacktrack5()* in the *Python API* and the *Boltzmann Sampling* Python examples .

Global *vrna\_pbacktrack5\_num* (*vrna\_fold\_compound\_t* \*fc, unsigned int num\_samples, unsigned int length, unsigned int options)

This function is attached as overloaded method *pbacktrack5()* to objects of type *fold\_compound* with optional last argument *options = VRNA\_PBACKTRACK\_DEFAULT*. See, e.g. *RNA.fold\_compound.pbacktrack5()* in the *Python API* and the *Boltzmann Sampling* Python examples .

Global *vrna\_pbacktrack5\_resume* (*vrna\_fold\_compound\_t* \*fc, unsigned int num\_samples, unsigned int length, *vrna\_pbacktrack\_mem\_t* \*nr\_mem, unsigned int options)

This function is attached as overloaded method *pbacktrack5()* to objects of type *fold\_compound* with optional last argument *options = VRNA\_PBACKTRACK\_DEFAULT*. In addition to the list of structures, this function also returns the *nr\_mem* data structure as first return value. See, e.g. *RNA.fold\_compound.pbacktrack5()* in the *Python API* and the *Boltzmann Sampling* Python examples .

Global *vrna\_pbacktrack5\_resume\_cb* (*vrna\_fold\_compound\_t* \*fc, unsigned int num\_samples, unsigned int length, *vrna\_bs\_result\_f* cb, void \*data, *vrna\_pbacktrack\_mem\_t* \*nr\_mem, unsigned int options)

This function is attached as overloaded method *pbacktrack5()* to objects of type *fold\_compound* with optional last argument *options = VRNA\_PBACKTRACK\_DEFAULT*. In addition to the number of structures backtraced, this function also returns the *nr\_mem* data structure as first return value. See, e.g. *RNA.fold\_compound.pbacktrack5()* in the *Python API* and the *Boltzmann Sampling* Python examples .

Global *vrna\_pbacktrack\_cb* (*vrna\_fold\_compound\_t* \*fc, unsigned int num\_samples, *vrna\_bs\_result\_f* cb, void \*data, unsigned int options)

This function is attached as overloaded method *pbacktrack()* to objects of type *fold\_compound* with optional last argument *options = VRNA\_PBACKTRACK\_DEFAULT*. See, e.g. *RNA.fold\_compound.pbacktrack()* in the *Python API* and the *Boltzmann Sampling* Python examples .

Global *vrna\_pbacktrack\_num* (*vrna\_fold\_compound\_t* \*fc, unsigned int num\_samples, unsigned int options)

This function is attached as overloaded method *pbacktrack()* to objects of type *fold\_compound* with optional last argument *options = VRNA\_PBACKTRACK\_DEFAULT*. See, e.g. *RNA.fold\_compound.pbacktrack()* in the *Python API* and the *Boltzmann Sampling* Python examples .

Global *vrna\_pbacktrack\_resume* (*vrna\_fold\_compound\_t* \*fc, unsigned int num\_samples, *vrna\_pbacktrack\_mem\_t* \*nr\_mem, unsigned int options)

This function is attached as overloaded method *pbacktrack()* to objects of type *fold\_compound* with optional last argument *options = VRNA\_PBACKTRACK\_DEFAULT*. In addition to the list of

structures, this function also returns the `nr_mem` data structure as first return value. See, e.g. [RNA.fold\\_compound.pbacktrack\(\)](#) in the *Python API* and the *Boltzmann Sampling* Python examples .

Global [vrna\\_pbacktrack\\_resume\\_cb](#) (`vrna_fold_compound_t *fc`, unsigned int `num_samples`, `vrna_bs_result_f cb`, void `*data`, `vrna_pbacktrack_mem_t *nr_mem`, unsigned int `options`)

This function is attached as overloaded method [pbacktrack\(\)](#) to objects of type `fold_compound` with optional last argument `options = VRNA_PBACKTRACK_DEFAULT`. In addition to the number of structures backtraced, this function also returns the `nr_mem` data structure as first return value. See, e.g. [RNA.fold\\_compound.pbacktrack\(\)](#) in the *Python API* and the *Boltzmann Sampling* Python examples .

Global [vrna\\_pbacktrack\\_sub](#) (`vrna_fold_compound_t *fc`, unsigned int `start`, unsigned int `end`)

This function is attached as overloaded method [pbacktrack\\_sub\(\)](#) to objects of type `fold_compound`. See, e.g. [RNA.fold\\_compound.pbacktrack\\_sub\(\)](#) in the *Python API* and the *Boltzmann Sampling* Python examples .

Global [vrna\\_pbacktrack\\_sub\\_cb](#) (`vrna_fold_compound_t *fc`, unsigned int `num_samples`, unsigned int `start`, unsigned int `end`, `vrna_bs_result_f cb`, void `*data`, unsigned int `options`)

This function is attached as overloaded method [pbacktrack\(\)](#) to objects of type `fold_compound` with optional last argument `options = VRNA_PBACKTRACK_DEFAULT`. See, e.g. [RNA.fold\\_compound.pbacktrack\(\)](#) in the *Python API* and the *Boltzmann Sampling* Python examples .

Global [vrna\\_pbacktrack\\_sub\\_num](#) (`vrna_fold_compound_t *fc`, unsigned int `num_samples`, unsigned int `start`, unsigned int `end`, unsigned int `options`)

This function is attached as overloaded method [pbacktrack\\_sub\(\)](#) to objects of type `fold_compound` with optional last argument `options = VRNA_PBACKTRACK_DEFAULT`. See, e.g. [RNA.fold\\_compound.pbacktrack\\_sub\(\)](#) in the *Python API* and the *Boltzmann Sampling* Python examples .

Global [vrna\\_pbacktrack\\_sub\\_resume](#) (`vrna_fold_compound_t *fc`, unsigned int `num_samples`, unsigned int `start`, unsigned int `end`, `vrna_pbacktrack_mem_t *nr_mem`, unsigned int `options`)

This function is attached as overloaded method [pbacktrack\\_sub\(\)](#) to objects of type `fold_compound` with optional last argument `options = VRNA_PBACKTRACK_DEFAULT`. In addition to the list of structures, this function also returns the `nr_mem` data structure as first return value. See, e.g. [RNA.fold\\_compound.pbacktrack\\_sub\(\)](#) in the *Python API* and the *Boltzmann Sampling* Python examples .

Global [vrna\\_pbacktrack\\_sub\\_resume\\_cb](#) (`vrna_fold_compound_t *fc`, unsigned int `num_samples`, unsigned int `start`, unsigned int `end`, `vrna_bs_result_f cb`, void `*data`, `vrna_pbacktrack_mem_t *nr_mem`, unsigned int `options`)

This function is attached as overloaded method [pbacktrack\\_sub\(\)](#) to objects of type `fold_compound` with optional last argument `options = VRNA_PBACKTRACK_DEFAULT`. In addition to the number of structures backtraced, this function also returns the `nr_mem` data structure as first return value. See, e.g. [RNA.fold\\_compound.pbacktrack\\_sub\(\)](#) in the *Python API* and the *Boltzmann Sampling* Python examples .

Global [vrna\\_pf](#) (`vrna_fold_compound_t *fc`, char `*structure`)

This function is attached as method [pf\(\)](#) to objects of type `fold_compound`. See, e.g. [RNA.fold\\_compound.pf\(\)](#) in the *Python API*.

Global [vrna\\_pf\\_dimer](#) (`vrna_fold_compound_t *fc`, char `*structure`)

This function is attached as method [pf\\_dimer\(\)](#) to objects of type `fold_compound`. See, e.g. [RNA.fold\\_compound.pf\\_dimer\(\)](#) in the *Python API*.

Global [vrna\\_plot\\_dp\\_EPS](#) (const char `*filename`, const char `*sequence`, `vrna_ep_t *upper`, `vrna_ep_t *lower`, `vrna_dotplot_auxdata_t *auxdata`, unsigned int `options`)

This function is available as overloaded function [plot\\_dp\\_EPS\(\)](#) where the last three parameters may

be omitted. The default values for these parameters are `lower = NULL`, `auxdata = NULL`, `options = VRNA_PLOT_PROBABILITIES_DEFAULT`. See, e.g. `RNA.plot_dp_EPS()` in the *Python API*.

Global `vrna_positional_entropy` (`vrna_fold_compound_t *fc`)

This function is attached as method `positional_entropy()` to objects of type `fold_compound`. See, e.g. `RNA.fold_compound.positional_entropy()` in the *Python API*.

Global `vrna_pr_energy` (`vrna_fold_compound_t *fc`, double `e`)

This function is attached as method `pr_energy()` to objects of type `fold_compound`. See, e.g. `RNA.fold_compound.pr_energy()` in the *Python API*.

Global `vrna_pr_structure` (`vrna_fold_compound_t *fc`, const char \*`structure`)

This function is attached as method `pr_structure()` to objects of type `fold_compound`. See, e.g. `RNA.fold_compound.pr_structure()` in the *Python API*.

Global `vrna_ptable` (const char \*`structure`)

This functions is wrapped as overloaded function `ptable()` that takes an optional argument `options` to specify which type of matching brackets should be considered during conversion. The default set is round brackets, i.e. `VRNA_BRACKETS_RND`. See, e.g. `RNA.ptable()` in the *Python API*.

Global `vrna_ptable_from_string` (const char \*`structure`, unsigned int `options`)

This functions is wrapped as overloaded function `ptable()` that takes an optional argument `options` to specify which type of matching brackets should be considered during conversion. The default set is round brackets, i.e. `VRNA_BRACKETS_RND`. See, e.g. `RNA.ptable()` in the *Python API*.

Global `vrna_rotational_symmetry` (const char \*`string`)

This function is available as global function `rotational_symmetry()`. See `vrna_rotational_symmetry_pos()` for details. See, e.g. `RNA.rotational_symmetry()` in the *Python API*.

Global `vrna_rotational_symmetry_db` (`vrna_fold_compound_t *fc`, const char \*`structure`)

This function is attached as method `rotational_symmetry_db()` to objects of type `fold_compound` (i.e. `vrna_fold_compound_t`). See `vrna_rotational_symmetry_db_pos()` for details. See, e.g. `RNA.fold_compound.rotational_symmetry_db()` in the *Python API*.

Global `vrna_rotational_symmetry_db_pos` (`vrna_fold_compound_t *fc`, const char \*`structure`, unsigned int \*\*`positions`)

This function is attached as method `rotational_symmetry_db()` to objects of type `fold_compound` (i.e. `vrna_fold_compound_t`). Thus, the first argument must be omitted. In contrast to our C-implementation, this function doesn't simply return the order of rotational symmetry of the secondary structure, but returns the list `position` of cyclic permutation shifts that result in a rotationally symmetric structure. The length of the list then determines the order of rotational symmetry. See, e.g. `RNA.fold_compound.rotational_symmetry_db()` in the *Python API*.

Global `vrna_rotational_symmetry_num` (const unsigned int \*`string`, size\_t `string_length`)

This function is available as global function `rotational_symmetry()`. See `vrna_rotational_symmetry_pos()` for details. Note, that in the target language the length of the list `string` is always known a-priori, so the parameter `string_length` must be omitted. See, e.g. `RNA.rotational_symmetry()` in the *Python API*.

Global `vrna_rotational_symmetry_pos` (const char \*`string`, unsigned int \*\*`positions`)

This function is available as overloaded global function `rotational_symmetry()`. It merges the functionalities of `vrna_rotational_symmetry()`, `vrna_rotational_symmetry_pos()`, `vrna_rotational_symmetry_num()`, and `vrna_rotational_symmetry_pos_num()`. In contrast to our C-implementation, this function doesn't return the order of rotational symmetry as a single value, but returns a list of cyclic permutation shifts that result in a rotationally symmetric string. The length of the list then determines the order of rotational symmetry. See, e.g. `RNA.rotational_symmetry()` in the *Python API*.

Global `vrna_rotational_symmetry_pos_num` (const unsigned int \*`string`, size\_t `string_length`, unsigned int \*\*`positions`)

This function is available as global function `rotational_symmetry()`. See `vrna_rotational_symmetry_pos()` for details. Note, that in the target language the length of the list `string` is always known a-priori, so the parameter `string_length` must be omitted. See, e.g. `RNA.rotational_symmetry()` in the *Python API*.

Global `vrna_sc_add_bp` (`vrna_fold_compound_t *fc`, `int i`, `int j`, `FLT_OR_DBL energy`, `unsigned int options`)

This function is attached as an overloaded method `sc_add_bp()` to objects of type `fold_compound`. The method either takes arguments for a single base pair (i,j) with the corresponding energy value:

Global `vrna_sc_add_bt` (`vrna_fold_compound_t *fc`, `vrna_sc_bt_f f`)

This function is attached as method `sc_add_bt()` to objects of type `fold_compound`. See, e.g. `RNA.fold_compound.sc_add_bt()` in the *Python API*.

Global `vrna_sc_add_data` (`vrna_fold_compound_t *fc`, `void *data`, `vrna_auxdata_free_f free_data`)

This function is attached as method `sc_add_data()` to objects of type `fold_compound`. See, e.g. `RNA.fold_compound.sc_add_data()` in the *Python API*.

Global `vrna_sc_add_exp_f` (`vrna_fold_compound_t *fc`, `vrna_sc_exp_f exp_f`)

This function is attached as method `sc_add_exp_f()` to objects of type `fold_compound`. See, e.g. `RNA.fold_compound.sc_add_exp_f()` in the *Python API*.

Global `vrna_sc_add_f` (`vrna_fold_compound_t *fc`, `vrna_sc_f f`)

This function is attached as method `sc_add_f()` to objects of type `fold_compound`. See, e.g. `RNA.fold_compound.sc_add_f()` in the *Python API*.

Global `vrna_sc_add_hi_motif` (`vrna_fold_compound_t *fc`, `const char *seq`, `const char *structure`, `FLT_OR_DBL energy`, `unsigned int options`)

This function is attached as method `sc_add_hi_motif()` to objects of type `fold_compound`. The last parameter is optional an defaults to `options = VRNA_OPTION_DEFAULT`. See, e.g. `RNA.fold_compound.sc_add_hi_motif()` in the *Python API*.

Global `vrna_sc_add_SHAPE_deigan` (`vrna_fold_compound_t *fc`, `const double *reactivities`, `double m`, `double b`, `unsigned int options`)

This function is attached as method `sc_add_SHAPE_deigan()` to objects of type `fold_compound`. See, e.g. `RNA.fold_compound.sc_add_SHAPE_deigan()` in the *Python API*.

Global `vrna_sc_add_SHAPE_deigan_ali` (`vrna_fold_compound_t *fc`, `const char **shape_files`, `const int *shape_file_association`, `double m`, `double b`, `unsigned int options`)

This function is attached as method `sc_add_SHAPE_deigan_ali()` to objects of type `fold_compound`. See, e.g. `RNA.fold_compound.sc_add_SHAPE_deigan_ali()` in the *Python API*.

Global `vrna_sc_add_SHAPE_zarringhalam` (`vrna_fold_compound_t *fc`, `const double *reactivities`, `double b`, `double default_value`, `const char *shape_conversion`, `unsigned int options`)

This function is attached as method `sc_add_SHAPE_zarringhalam()` to objects of type `fold_compound`. See, e.g. `RNA.fold_compound.sc_add_SHAPE_zarringhalam()` in the *Python API*.

Global `vrna_sc_add_up` (`vrna_fold_compound_t *fc`, `int i`, `FLT_OR_DBL energy`, `unsigned int options`)

This function is attached as an overloaded method `sc_add_up()` to objects of type `fold_compound`. The method either takes arguments for a single nucleotide *i* with the corresponding energy value:

Global `vrna_sc_init` (`vrna_fold_compound_t *fc`)

This function is attached as method `sc_init()` to objects of type `fold_compound`. See, e.g. `RNA.fold_compound.sc_init()` in the *Python API*.

Global `vrna_sc_mod` (`vrna_fold_compound_t *fc`, `const vrna_sc_mod_param_t params`, `const unsigned int *modification_sites`, `unsigned int options`)



This function is attached as overloaded method `sc_mod()` to objects of type `fold_compound` with default options = `VRNA_SC_MOD_DEFAULT`. See, e.g. `RNA.fold_compound.sc_mod()` in the *Python API*.

Global `vrna_sc_mod_7DA` (`vrna_fold_compound_t *fc`, `const unsigned int *modification_sites`, `unsigned int options`)

This function is attached as overloaded method `sc_mod_7DA()` to objects of type `fold_compound` with default options = `VRNA_SC_MOD_DEFAULT`. See, e.g. `RNA.fold_compound.sc_mod_7DA()` in the *Python API*.

Global `vrna_sc_mod_dihydrouridine` (`vrna_fold_compound_t *fc`, `const unsigned int *modification_sites`, `unsigned int options`)

This function is attached as overloaded method `sc_mod_dihydrouridine()` to objects of type `fold_compound` with default options = `VRNA_SC_MOD_DEFAULT`. See, e.g. `RNA.fold_compound.sc_mod_dihydrouridine()` in the *Python API*.

Global `vrna_sc_mod_inosine` (`vrna_fold_compound_t *fc`, `const unsigned int *modification_sites`, `unsigned int options`)

This function is attached as overloaded method `sc_mod_inosine()` to objects of type `fold_compound` with default options = `VRNA_SC_MOD_DEFAULT`. See, e.g. `RNA.fold_compound.sc_mod_inosine()` in the *Python API*.

Global `vrna_sc_mod_json` (`vrna_fold_compound_t *fc`, `const char *json`, `const unsigned int *modification_sites`, `unsigned int options`)

This function is attached as overloaded method `sc_mod_json()` to objects of type `fold_compound` with default options = `VRNA_SC_MOD_DEFAULT`. See, e.g. `RNA.fold_compound.sc_mod_json()` in the *Python API*.

Global `vrna_sc_mod_jsonfile` (`vrna_fold_compound_t *fc`, `const char *json_file`, `const unsigned int *modification_sites`, `unsigned int options`)

This function is attached as overloaded method `sc_mod_jsonfile()` to objects of type `fold_compound` with default options = `VRNA_SC_MOD_DEFAULT`. See, e.g. `RNA.fold_compound.sc_mod_jsonfile()` in the *Python API*.

Global `vrna_sc_mod_m6A` (`vrna_fold_compound_t *fc`, `const unsigned int *modification_sites`, `unsigned int options`)

This function is attached as overloaded method `sc_mod_m6A()` to objects of type `fold_compound` with default options = `VRNA_SC_MOD_DEFAULT`. See, e.g. `RNA.fold_compound.sc_mod_m6A()` in the *Python API*.

Global `vrna_sc_mod_pseudouridine` (`vrna_fold_compound_t *fc`, `const unsigned int *modification_sites`, `unsigned int options`)

This function is attached as overloaded method `sc_mod_pseudouridine()` to objects of type `fold_compound` with default options = `VRNA_SC_MOD_DEFAULT`. See, e.g. `RNA.fold_compound.sc_mod_pseudouridine()` in the *Python API*.

Global `vrna_sc_mod_purine` (`vrna_fold_compound_t *fc`, `const unsigned int *modification_sites`, `unsigned int options`)

This function is attached as overloaded method `sc_mod_purine()` to objects of type `fold_compound` with default options = `VRNA_SC_MOD_DEFAULT`. See, e.g. `RNA.fold_compound.sc_mod_purine()` in the *Python API*.

Global `vrna_sc_mod_read_from_json` (`const char *json`, `vrna_md_t *md`)

This function is available as an overloaded function `sc_mod_read_from_json()` where the `md` parameter may be omitted and defaults to `NULL`. See, e.g. `RNA.sc_mod_read_from_json()` in the *Python API*.

Global `vrna_sc_mod_read_from_jsonfile` (`const char *filename`, `vrna_md_t *md`)

This function is available as an overloaded function `sc_mod_read_from_jsonfile()` where the `md`

parameter may be omitted and defaults to NULL. See, e.g. *RNA.sc\_mod\_read\_from\_jsonfile()* in the *Python API*.

Global *vrna\_sc\_remove* (vrna\_fold\_compound\_t \*fc)

This function is attached as method *sc\_remove()* to objects of type *fold\_compound*. See, e.g. *RNA.fold\_compound.sc\_remove()* in the *Python API*.

Global *vrna\_sc\_set\_bp* (vrna\_fold\_compound\_t \*fc, const FLT\_OR\_DBL \*\*constraints, unsigned int options)

This function is attached as method *sc\_set\_bp()* to objects of type *fold\_compound*. See, e.g. *RNA.fold\_compound.sc\_set\_bp()* in the *Python API*.

Global *vrna\_sc\_set\_up* (vrna\_fold\_compound\_t \*fc, const FLT\_OR\_DBL \*constraints, unsigned int options)

This function is attached as method *sc\_set\_up()* to objects of type *fold\_compound*. See, e.g. *RNA.fold\_compound.sc\_set\_up()* in the *Python API*.

Global *vrna\_seq\_encode* (const char \*sequence, vrna\_md\_t \*md)

In the target scripting language, this function is wrapped as overloaded function *seq\_encode()* where the last parameter, the *model\_details* data structure, is optional. If it is omitted, default model settings are applied, i.e. default nucleotide letter conversion. The wrapped function returns a list/tuple of integer representations of the input sequence. See, e.g. *RNA.seq\_encode()* in the *Python API*.

Global *vrna\_strtrim* (char \*string, const char \*delimiters, unsigned int keep, unsigned int options)

Since many scripting languages treat strings as immutable objects, this function does not modify the input string directly. Instead, it returns the modified string as second return value, together with the number of removed delimiters.

The scripting language interface provides an overloaded version of this function, with default parameters *delimiters=NULL*, *keep=0*, and *options=VRNA\_TRIM\_DEFAULT*. See, e.g. *RNA.strtrim()* in the *Python API*.

Global *vrna\_subopt* (vrna\_fold\_compound\_t \*fc, int delta, int sorted, FILE \*fp)

This function is attached as method *subopt()* to objects of type *fold\_compound*. See, e.g. *RNA.fold\_compound.subopt()* in the *Python API*.

Global *vrna\_subopt\_cb* (vrna\_fold\_compound\_t \*fc, int delta, vrna\_subopt\_result\_f cb, void \*data)

This function is attached as method *subopt\_cb()* to objects of type *fold\_compound*. See, e.g. *RNA.fold\_compound.subopt\_cb()* in the *Python API*.

Global *vrna\_subopt\_zuker* (vrna\_fold\_compound\_t \*fc)

This function is attached as method *subopt\_zuker()* to objects of type *fold\_compound*. See, e.g. *RNA.fold\_compound.subopt\_zuker()* in the *Python API*.

Global *vrna\_ud\_remove* (vrna\_fold\_compound\_t \*fc)

This function is attached as method *ud\_remove()* to objects of type *fold\_compound*. See, e.g. *RNA.fold\_compound.ud\_remove()* in the *Python API*.

Global *vrna\_ud\_set\_data* (vrna\_fold\_compound\_t \*fc, void \*data, vrna\_auxdata\_free\_f free\_cb)

This function is attached as method *ud\_set\_data()* to objects of type *fold\_compound*. See, e.g. *RNA.fold\_compound.ud\_set\_data()* in the *Python API*.

Global *vrna\_ud\_set\_exp\_prod\_rule\_cb* (vrna\_fold\_compound\_t \*fc, vrna\_ud\_exp\_production\_f pre\_cb, vrna\_ud\_exp\_f exp\_e\_cb)

This function is attached as method *ud\_set\_exp\_prod\_rule\_cb()* to objects of type *fold\_compound*. See, e.g. *RNA.fold\_compound.ud\_set\_exp\_prod\_rule\_cb()* in the *Python API*.

Global *vrna\_ud\_set\_prob\_cb* (vrna\_fold\_compound\_t \*fc, vrna\_ud\_add\_probs\_f setter, vrna\_ud\_get\_probs\_f getter)

This function is attached as method *ud\_set\_prob\_cb()* to objects of type *fold\_compound*. See, e.g. *RNA.fold\_compound.ud\_set\_prob\_cb()* in the *Python API*.

Global *vrna\_ud\_set\_prod\_rule\_cb* (*vrna\_fold\_compound\_t* \*fc, *vrna\_ud\_production\_f* pre\_cb, *vrna\_ud\_f* e\_cb)

This function is attached as method `ud_set_prod_rule_cb()` to objects of type `fold_compound`. See, e.g. *RNA.fold\_compound.ud\_set\_prod\_rule\_cb()* in the *Python API*.



## PYTHON API

Almost all symbols of the API available in our *RNALib* C-library is wrapped for use in Python using *swig*. That makes our fast and efficient algorithms and tools available for third-party Python programs and scripting languages.

---

**Note:** Our Python API is automatically generated and translated from our C-library documentation. If you find anything problematic or want to help us improve the documentation, do not hesitate to contact us or make a PR at our [official github repository](#).

---

### 9.1 Installation

The Python interface is usually part of the installation of the ViennaRNA Package, see also *Installation* and *Scripting Language Interfaces*.

If for any reason your installation does not provide our Python interface or in cases where you don't want to install the full ViennaRNA Package but *only* the Python bindings to *RNALib*, you may also install them via Python's `pip`:

```
python -m pip install viennarna
```

### 9.2 Usage

To use our Python bindings simply `import` the RNA or ViennaRNA package like

```
import RNA
```

or

```
import ViennaRNA
```

The RNA module that provides access to our *RNALib* C-library can also be imported directly using

```
from RNA import RNA
```

or

```
from ViennaRNA import RNA
```

---

**Note:** In previous release of the ViennaRNA Package, only the RNA package/module has been available. Since version 2.6.2 we maintain the *ViennaRNA* project at <https://pypi.org>. The former maintainer additionally introduced the *ViennaRNA* package which we intend to keep and extend in future releases.

---

## 9.3 Global Variables

For the Python interface(s) SWIG places global variables of the C-library into an additional namespace `cvar`. For instance, changing the global temperature variable thus becomes

```
RNA.cvar.temperature = 25
```

## 9.4 Pythonic interface

Since our library is written in C the functions we provide in our API might seem awkward for users more familiar with Python's object oriented fashion. Therefore, we spend some effort on creating a more *pythonic* interface here. In particular, we tried to group together particular data structures and functions operating on them to derive classes and objects with corresponding methods attached.

If you browse through our *reference manual*, many C-functions have additional *SWIG Wrapper Notes* in their description. These descriptions should give an idea how the function is available in the Python interface. Usually, our C functions, data structures, typedefs, and enumerations use the `vrna_` prefixes and `_s`, `_t`, `_e` suffixes. Those decorators are useful in C but of less use in the context of Python packages or modules. Therefore, these prefixes and suffixes are *dropped* from the Python interface.

### 9.4.1 Object orientation

Consider the C-function `vrna_fold_compound()`. This creates a `vrna_fold_compound_t` data structure that is then passed around to various functions, e.g. to `vrna_mfe()` to compute the *MFE structure*. A corresponding C-code may look like this:

```
#include <stdio.h>
#include <stdlib.h>
#include <string.h>

#include <ViennaRNA/utils/basic.h>
#include <ViennaRNA/fold_compound.h>
#include <ViennaRNA/mfe.h>

int
main(int argc,
     char *argv[])
{
    char *seq, *ss;
    float mfe;
    vrna_fold_compound_t *fc;

    seq = "AGACGACAAGGUUGAAUCGCACCCACAGUCUAUGAGUCGGUG";
    ss = vrna_alloc(sizeof(char) * (strlen(seq) + 1));
    fc = vrna_fold_compound(seq, NULL, VRNA_OPTION_DEFAULT);
    mfe = vrna_mfe(fc, ss);

    printf("%s\n%s (%6.2f)\n", seq, ss, mfe);

    return EXIT_SUCCESS;
}
```

In our Python interface, the `vrna_fold_compound_t` data structure becomes the `RNA.fold_compound` class, the `vrna_fold_compound()` becomes one of its constructors and the `vrna_mfe()` function becomes the method `RNA.fold_compound.mfe()`. So, the Python code would probably translate to something like

```
import RNA

seq = "AGACGACAAGGUUGAAUCGCACCCACAGUCUAUGAGUCGGUG"
fc = RNA.fold_compound(seq)
(ss, mfe) = fc.mfe()

print(f"{seq}\n{ss} ({mfe:6.2f})")
```

**Note:** The C-function `vrna_mfe()` actually returns two values, the MFE in units of  $\text{kcal} \cdot \text{mol}^{-1}$  and the corresponding MFE structure. The latter is written to the `ss` pointer. This is necessary since C functions can at most return one single value. In Python, function and methods may return arbitrarily many values instead, and in addition, passing parameters to a function or method such that it changes its content is generally discouraged. Therefore, our functions that return values through function parameters usually return them *regularly* in the Python interface.

## 9.4.2 Lists and Tuples

C-functions in our API that return or receive list-like data usually utilize *pointers*. Since there are no such things in Python, they would be wrapped as particular kind of objects that would then be tedious to work with. For the Python interface, we therefore tried to wrap the majority of these instances to *native* Python types, such as `list` or `tuple`. Therefore, one can usually pass a `list` to a function that uses pointers to array in C, and expect to receive a `list` or `tuple` from functions that return pointers to arrays.

## 9.5 Energy Parameters

Energy parameters are compiled into our library, so there is usually no necessity to load them from a file. All parameter files shipped with the ViennaRNA Package can be loaded by simply calling any of the dedicated functions:

- `RNA.params_load_RNA_Turner2004()` (default RNA parameters)
- `RNA.params_load_DNA_Mathews2004()` (default DNA parameters)
- `RNA.params_load_DNA_Mathews1999()` (old DNA parameters)
- `RNA.params_load_RNA_Turner1999()` (old RNA parameters)
- `RNA.params_load_RNA_Andronescu2007()` (trained RNA parameters)
- `RNA.params_load_RNA_Langdon2018()` (trained RNA parameters)
- `RNA.params_load_RNA_misc_special_hairpins()` (special hairpin loop parameters)

## 9.6 Examples

A few more Python code examples can be found [here](#).

## 9.7 The RNA Python module

A library for the prediction and comparison of RNA secondary structures.

Amongst other things, our implementations allow you to:

- predict minimum free energy secondary structures
- calculate the partition function for the ensemble of structures
- compute various equilibrium probabilities
- calculate suboptimal structures in a given energy range
- compute local structures in long sequences
- predict consensus secondary structures from a multiple sequence alignment
- predict melting curves
- search for sequences folding into a given structure
- compare two secondary structures
- predict interactions between multiple RNA molecules

**class** RNA.COORDINATE

Bases: object

this is a workaround for the SWIG Perl Wrapper RNA plot function that returns an array of type COORDINATE

**X**

**Type**

float

**Y**

**Type**

float

**C++ includes**

**Type**

ViennaRNA/plotting/layouts.h

**property X**

**property Y**

**get(*i*)**

**property thisown**

The membership flag

**class** RNA.CharVector(\*args)

Bases: object

**append(*x*)**

**assign(*n, x*)**

**back()**

**begin()**

**capacity()**



---

`clear()`  
`empty()`  
`end()`  
`erase(*args)`  
`front()`  
`get_allocator()`  
`insert(*args)`  
`iterator()`  
`pop()`  
`pop_back()`  
`push_back(x)`  
`rbegin()`  
`rend()`  
`reserve(n)`  
`resize(*args)`  
`size()`  
`swap(v)`

**property thisown**

The membership flag

**class RNA.CoordinateVector(\*args)**

Bases: object

`append(x)`  
`assign(n, x)`  
`back()`  
`begin()`  
`capacity()`  
`clear()`  
`empty()`  
`end()`  
`erase(*args)`  
`front()`  
`get_allocator()`  
`insert(*args)`  
`iterator()`

**pop()**

**pop\_back()**

**push\_back(*x*)**

**rbegin()**

**rend()**

**reserve(*n*)**

**resize(*\*args*)**

**size()**

**swap(*v*)**

**property thisown**

The membership flag

**class RNA.DoubleDoubleVector(*\*args*)**

Bases: object

**append(*x*)**

**assign(*n, x*)**

**back()**

**begin()**

**capacity()**

**clear()**

**empty()**

**end()**

**erase(*\*args*)**

**front()**

**get\_allocator()**

**insert(*\*args*)**

**iterator()**

**pop()**

**pop\_back()**

**push\_back(*x*)**

**rbegin()**

**rend()**

**reserve(*n*)**

**resize(*\*args*)**

**size()**

---

```
    swap(v)

    property thisown
        The membership flag
class RNA.DoublePair(*args)
    Bases: object
    property first
    property second
    property thisown
        The membership flag
class RNA.DoubleVector(*args)
    Bases: object
    append(x)
    assign(n, x)
    back()
    begin()
    capacity()
    clear()
    empty()
    end()
    erase(*args)
    front()
    get_allocator()
    insert(*args)
    iterator()
    pop()
    pop_back()
    push_back(x)
    rbegin()
    rend()
    reserve(n)
    resize(*args)
    size()
    swap(v)

    property thisown
        The membership flag
```

**class** RNA.DuplexVector(\*args)

Bases: object

**append**(x)

**assign**(n, x)

**back**()

**begin**()

**capacity**()

**clear**()

**empty**()

**end**()

**erase**(\*args)

**front**()

**get\_allocator**()

**insert**(\*args)

**iterator**()

**pop**()

**pop\_back**()

**push\_back**(x)

**rbegin**()

**rend**()

**reserve**(n)

**resize**(\*args)

**size**()

**swap**(v)

**property thisown**

The membership flag

RNA.E\_ExtLoop(*type, si1, sj1, P*)

RNA.E\_Hairpin(*size, type, si1, sj1, string, P*)

Compute the Energy of a hairpin-loop.

To evaluate the free energy of a hairpin-loop, several parameters have to be known. A general hairpin-loop has this structure:

$$\begin{array}{c} \text{a3 a4} \\ \text{a2 a5 a1 a6} \\ \text{X - Y || 5' 3'} \end{array}$$

where X-Y marks the closing pair [e.g. a (G,C) pair]. The length of this loop is 6 as there are six unpaired nucleotides (a1-a6) enclosed by (X,Y). The 5' mismatching nucleotide is a1 while the 3' mismatch is a6. The nucleotide sequence of this loop is "a1.a2.a3.a4.a5.a6"

**Parameters**

- **size** (int) – The size of the loop (number of unpaired nucleotides)
- **type** (int) – The pair type of the base pair closing the hairpin
- **si1** (int) – The 5'-mismatching nucleotide
- **sj1** (int) – The 3'-mismatching nucleotide
- **string** (string) – The sequence of the loop (May be *NULL*, otherwise must be at least *size + 2* long)
- **P** (RNA.param()) – The datastructure containing scaled energy parameters

**Returns**

The Free energy of the Hairpin-loop in dcal/mol

**Return type**

int

**Warning:** Not (really) thread safe! A threadsafe implementation will replace this function in a future release!

Energy evaluation may change due to updates in global variable "tetra\_loop"

**See also:**

scale\_parameters, *RNA.param*

**Note:** The parameter sequence should contain the sequence of the loop in capital letters of the nucleic acid alphabet if the loop size is below 7. This is useful for unusually stable tri-, tetra- and hexa-loops which are treated differently (based on experimental data) if they are tabulated.

**RNA.E\_IntLoop**(*n1, n2, type, type\_2, si1, sj1, sp1, sq1, P*)

This function computes the free energy  $\Delta G$  of an interior-loop with the following structure:

3' 5' || U - V

a\_n b\_1

.....

a\_1 b\_m

X - Y || 5' 3'

This general structure depicts an interior-loop that is closed by the base pair (X,Y). The enclosed base pair is (V,U) which leaves the unpaired bases a\_1-a\_n and b\_1-b\_m that constitute the loop. In this example, the length of the interior-loop is (*n + m*) where *n* or *m* may be 0 resulting in a bulge-loop or base pair stack. The mismatching nucleotides for the closing pair (X,Y) are:

5'-mismatch: a\_1 3'-mismatch: b\_m and for the enclosed base pair (V,U): 5'-mismatch: b\_1  
3'-mismatch: a\_n

**Parameters**

- **n1** (int) – The size of the 'left'-loop (number of unpaired nucleotides)
- **n2** (int) – The size of the 'right'-loop (number of unpaired nucleotides)
- **type** (int) – The pair type of the base pair closing the interior loop
- **type\_2** (int) – The pair type of the enclosed base pair
- **si1** (int) – The 5'-mismatching nucleotide of the closing pair

- **sj1** (int) – The 3'-mismatching nucleotide of the closing pair
- **sp1** (int) – The 3'-mismatching nucleotide of the enclosed pair
- **sq1** (int) – The 5'-mismatching nucleotide of the enclosed pair
- **P** (RNA.param() \*) – The datastructure containing scaled energy parameters

**Returns**

The Free energy of the Interior-loop in dcal/mol

**Return type**

int

**See also:**

scale\_parameters, [RNA.param](#)

---

**Note:** Base pairs are always denoted in 5'->3' direction. Thus the enclosed base pair must be 'turned around' when evaluating the free energy of the interior-loop

This function is threadsafe

---

RNA.E\_IntLoop\_Co(*type, type\_2, i, j, p, q, cutpoint, si1, sj1, sp1, sq1, dangles, P*)

RNA.E\_MLstem(*type, si1, sj1, P*)

RNA.E\_Stem(*type, si1, sj1, extLoop, P*)

Compute the energy contribution of a stem branching off a loop-region.

This function computes the energy contribution of a stem that branches off a loop region. This can be the case in multiloops, when a stem branching off increases the degree of the loop but also *immediately interior base pairs* of an exterior loop contribute free energy. To switch the behavior of the function according to the evaluation of a multiloop- or exterior-loop-stem, you pass the flag 'extLoop'. The returned energy contribution consists of a TerminalAU penalty if the pair type is greater than 2, dangling end contributions of mismatching nucleotides adjacent to the stem if only one of the si1, sj1 parameters is greater than 0 and mismatch energies if both mismatching nucleotides are positive values. Thus, to avoid incorporating dangling end or mismatch energies just pass a negative number, e.g. -1 to the mismatch argument.

**This is an illustration of how the energy contribution is assembled:**

3' 5' || X - Y

5'-si1 sj1-3'

Here, (X,Y) is the base pair that closes the stem that branches off a loop region. The nucleotides si1 and sj1 are the 5'- and 3'- mismatches, respectively. If the base pair type of (X,Y) is greater than 2 (i.e. an A-U or G-U pair, the TerminalAU penalty will be included in the energy contribution returned. If si1 and sj1 are both nonnegative numbers, mismatch energies will also be included. If one of si1 or sj1 is a negative value, only 5' or 3' dangling end contributions are taken into account. To prohibit any of these mismatch contributions to be incorporated, just pass a negative number to both, si1 and sj1. In case the argument extLoop is 0, the returned energy contribution also includes the *internal-loop-penalty* of a multiloop stem with closing pair type.

Deprecated since version 2.6.3: Please use one of the functions RNA.E\_ext\_stem() and E\_MLstem() instead! Use the former for cases where *extLoop* != 0 and the latter otherwise.

**See also:**

[E\\_MLstem](#), [\\_ExtLoop](#)

---

**Note:** This function is threadsafe

---

**Parameters**

- **type** (int) – The pair type of the first base pair un the stem
- **si1** (int) – The 5'-mismatching nucleotide
- **sj1** (int) – The 3'-mismatching nucleotide
- **extLoop** (int) – A flag that indicates whether the contribution reflects the one of an exterior loop or not
- **P** (RNA.param() \*) – The data structure containing scaled energy parameters

**Returns**

The Free energy of the branch off the loop in dcal/mol

**Return type**

int

RNA.E\_ext\_stem(*type, n5d, n3d, p*)

Evaluate a stem branching off the exterior loop.

Given a base pair (*i, j*) encoded by *type*, compute the energy contribution including dangling-end/terminal-mismatch contributions. Instead of returning the energy contribution per-se, this function returns the corresponding Boltzmann factor. If either of the adjacent nucleotides (*i - 1*) and (*j + 1*) must not contribute stacking energy, the corresponding encoding must be -1.

**Parameters**

- **type** (unsigned int) – The base pair encoding
- **n5d** (int) – The encoded nucleotide directly adjacent at the 5' side of the base pair (may be -1)
- **n3d** (int) – The encoded nucleotide directly adjacent at the 3' side of the base pair (may be -1)
- **p** (RNA.param() \*) – The pre-computed energy parameters

**Returns**

The energy contribution of the introduced exterior-loop stem

**Return type**

int

**See also:**

RNA.E\_exp\_stem

RNA.E\_ml\_rightmost\_stem(*i, j, fc*)

class RNA.ElemProbVector(\*args)

Bases: object

append(*x*)

assign(*n, x*)

back()

begin()

capacity()

clear()

empty()

end()

**erase**(\*args)

**front**()

**get\_allocator**()

**insert**(\*args)

**iterator**()

**pop**()

**pop\_back**()

**push\_back**(x)

**rbegin**()

**rend**()

**reserve**(n)

**resize**(\*args)

**size**()

**swap**(v)

**property thisown**

The membership flag

**class RNA.HeatCapacityVector**(\*args)

Bases: object

**append**(x)

**assign**(n, x)

**back**()

**begin**()

**capacity**()

**clear**()

**empty**()

**end**()

**erase**(\*args)

**front**()

**get\_allocator**()

**insert**(\*args)

**iterator**()

**pop**()

**pop\_back**()

**push\_back**(x)



---

```
rbegin()
rend()
reserve(n)
resize(*args)
size()
swap(v)
property thisown
    The membership flag
class RNA.HelixVector(*args)
    Bases: object
append(x)
assign(n, x)
back()
begin()
capacity()
clear()
empty()
end()
erase(*args)
front()
get_allocator()
insert(*args)
iterator()
pop()
pop_back()
push_back(x)
rbegin()
rend()
reserve(n)
resize(*args)
size()
swap(v)
property thisown
    The membership flag
```

**class** RNA.IntIntVector(\*args)

Bases: object

**append**(x)

**assign**(n, x)

**back**()

**begin**()

**capacity**()

**clear**()

**empty**()

**end**()

**erase**(\*args)

**front**()

**get\_allocator**()

**insert**(\*args)

**iterator**()

**pop**()

**pop\_back**()

**push\_back**(x)

**rbegin**()

**rend**()

**reserve**(n)

**resize**(\*args)

**size**()

**swap**(v)

**property thisown**

The membership flag

**class** RNA.IntVector(\*args)

Bases: object

**append**(x)

**assign**(n, x)

**back**()

**begin**()

**capacity**()

**clear**()

**empty()**  
**end()**  
**erase(\*args)**  
**front()**  
**get\_allocator()**  
**insert(\*args)**  
**iterator()**  
**pop()**  
**pop\_back()**  
**push\_back(x)**  
**rbegin()**  
**rend()**  
**reserve(n)**  
**resize(\*args)**  
**size()**  
**swap(v)**

**property thisown**

The membership flag

**RNA.Lfold**(*sequence*, *window\_size*, *nullfile=None*)

Local MFE prediction using a sliding window approach (simplified interface)

This simplified interface to `RNA.fold_compound.mfe_window()` computes the MFE and locally optimal secondary structure using default options. Structures are predicted using a sliding window approach, where base pairs may not span outside the window. Memory required for dynamic programming (DP) matrices will be allocated and free'd on-the-fly. Hence, after return of this function, the recursively filled matrices are not available any more for any post-processing.

**Parameters**

- **string** (string) – The nucleic acid sequence
- **window\_size** (int) – The window size for locally optimal structures
- **file** (FILE \*) – The output file handle where predictions are written to (if NULL, output is written to stdout)

**See also:**

[\*RNA.fold\\_compound.mfe\\_window\*](#), [\*RNA.Lfoldz\*](#), [\*RNA.fold\\_compound.mfe\\_window\\_zscore\*](#)

---

**Note:** In case you want to use the filled DP matrices for any subsequent post-processing step, or you require other conditions than specified by the default model details, use `RNA.fold_compound.mfe_window()`, and the data structure `RNA.fold_compound()` instead.

---

**RNA.Lfold\_cb**(*char \* string*, *int window\_size*, *PyObject \* PyFunc*, *PyObject \* data*) → float

`RNA.Lfoldz(sequence, window_size, min_z, nullfile=None)`

Local MFE prediction using a sliding window approach with z-score cut-off (simplified interface)

This simplified interface to `RNA.fold_compound.mfe_window_zscore()` computes the MFE and locally optimal secondary structure using default options. Structures are predicted using a sliding window approach, where base pairs may not span outside the window. Memory required for dynamic programming (DP) matrices will be allocated and free'd on-the-fly. Hence, after return of this function, the recursively filled matrices are not available any more for any post-processing. This function is the z-score version of `RNA.Lfold()`, i.e. only predictions above a certain z-score cut-off value are printed.

#### Parameters

- **string** (`string`) – The nucleic acid sequence
- **window\_size** (`int`) – The window size for locally optimal structures
- **min\_z** (`double`) – The minimal z-score for a predicted structure to appear in the output
- **file** (`FILE *`) – The output file handle where predictions are written to (if `NULL`, output is written to `stdout`)

See also:

`RNA.fold_compound.mfe_window_zscore`, `RNA.Lfold`, `RNA.fold_compound.mfe_window`

---

**Note:** In case you want to use the filled DP matrices for any subsequent post-processing step, or you require other conditions than specified by the default model details, use `RNA.fold_compound.mfe_window()`, and the data structure `RNA.fold_compound()` instead.

---

`RNA.Lfoldz_cb(char * string, int window_size, double min_z, PyObject * PyFunc, PyObject * data) → float`

`RNA.MEA_from_plist(*args)`

Compute a MEA (maximum expected accuracy) structure from a list of probabilities.

The algorithm maximizes the expected accuracy

$$A(S) = \sum_{(i,j) \in S} 2\gamma p_{ij} + \sum_{i \notin S} p_i^u$$

Higher values of  $\gamma$  result in more base pairs of lower probability and thus higher sensitivity. Low values of  $\gamma$  result in structures containing only highly likely pairs (high specificity). The code of the MEA function also demonstrates the use of sparse dynamic programming scheme to reduce the time and memory complexity of folding.

#### SWIG Wrapper Notes

This function is available as overloaded function `**MEA_from_plist**`(`gamma = 1.`, `md = NULL`). Note, that it returns the MEA structure and MEA value as a tuple (`MEA_structure`, `MEA`)

#### Parameters

- **plist** (`RNA.ep() *`) – A list of base pair probabilities the MEA structure is computed from
- **sequence** (`string`) – The RNA sequence that corresponds to the list of probability values
- **gamma** (`double`) – The weighting factor for base pairs vs. unpaired nucleotides
- **md** (`RNA.md() *`) – A model details data structure (maybe `NULL`)
- **mea** (`list-like(double)`) – A pointer to a variable where the MEA value will be written to

#### Returns

An MEA structure (or `NULL` on any error)

**Return type**  
string

---

**Note:** The unpaired probabilities  $p_i^u = 1 - \sum_{j \neq i} p_{ij}$  are usually computed from the supplied pairing probabilities  $p_{ij}$  as stored in *plist* entries of type RNA.PLIST\_TYPE\_BASEPAIR. To overwrite individual  $p_o^u$  values simply add entries with type RNA.PLIST\_TYPE\_UNPAIRED

To include G-Quadruplex support, the corresponding field in *md* must be set.

---

RNA.**Make\_bp\_profile**(*length*)

Deprecated since version 2.6.3: This function is deprecated and will be removed soon! See `Make_bp_profile_bppm()` for a replacement

**See also:**

[Make\\_bp\\_profile\\_bppm](#)

---

**Note:** This function is NOT threadsafe

---

RNA.**Make\_bp\_profile\_bppm**(*bppm*, *length*)

condense pair probability matrix into a vector containing probabilities for unpaired, upstream paired and downstream paired.

This resulting probability profile is used as input for `profile_edit_distance`

**Parameters**

- **bppm** (list-like(double)) – A pointer to the base pair probability matrix
- **length** (int) – The length of the sequence

**Returns**

The bp profile

**Return type**

list-like(double)

RNA.**Make\_swString**(*string*)

Convert a structure into a format suitable for `string_edit_distance()`.

**Parameters**

**string** (string) –

**Return type**

swString \*

**class** RNA.**MoveVector**(\*args)

Bases: object

**append**(*x*)

**assign**(*n*, *x*)

**back**()

**begin**()

**capacity**()

**clear**()

**empty**()

**end()**  
**erase(\*args)**  
**front()**  
**get\_allocator()**  
**insert(\*args)**  
**iterator()**  
**pop()**  
**pop\_back()**  
**push\_back(x)**  
**rbegin()**  
**rend()**  
**reserve(n)**  
**resize(\*args)**  
**size()**  
**swap(v)**

**property thisown**

The membership flag

**RNA.PS\_color\_dot\_plot**(*string, pi, filename*)

**RNA.PS\_color\_dot\_plot\_turn**(*seq, pi, filename, winSize*)

**RNA.PS\_dot\_plot**(*string, file*)

Produce postscript dot-plot.

Wrapper to PS\_dot\_plot\_list

Reads base pair probabilities produced by pf\_fold() from the global array pr and the pair list base\_pair produced by fold() and produces a postscript “dot plot” that is written to ‘filename’. The “dot plot” represents each base pairing probability by a square of corresponding area in a upper triangle matrix. The lower part of the matrix contains the minimum free energy

Deprecated since version 2.6.3: This function is deprecated and will be removed soon! Use PS\_dot\_plot\_list() instead!

---

**Note:** DO NOT USE THIS FUNCTION ANYMORE SINCE IT IS NOT THREADSAFE

---

**RNA.PS\_dot\_plot\_list**(*seq, filename, pl, mf, comment*)

Produce a postscript dot-plot from two pair lists.

This function reads two plist structures (e.g. base pair probabilities and a secondary structure) as produced by assign\_plist\_from\_pr() and assign\_plist\_from\_db() and produces a postscript “dot plot” that is written to ‘filename’. Using base pair probabilities in the first and mfe structure in the second plist, the resulting “dot plot” represents each base pairing probability by a square of corresponding area in a upper triangle matrix. The lower part of the matrix contains the minimum free energy structure.

**Parameters**

- **seq** (string) – The RNA sequence

- **filename** (string) – A filename for the postscript output
- **pl** (RNA.ep() \*) – The base pair probability pairlist
- **mf** (RNA.ep() \*) – The mfe secondary structure pairlist
- **comment** (string) – A comment

**Returns**

1 if postscript was successfully written, 0 otherwise

**Return type**

int

**See also:**

assign\_plist\_from\_pr, assign\_plist\_from\_db

RNA.PS\_dot\_plot\_turn(*seq, pl, filename, winSize*)

RNA.PS\_rna\_plot(*string, structure, file*)

Produce a secondary structure graph in PostScript and write it to 'filename'.

Deprecated since version 2.6.3: Use RNA.file\_PS\_rnaplot() instead!

RNA.PS\_rna\_plot\_a(*string, structure, file, pre, post*)

Produce a secondary structure graph in PostScript including additional annotation macros and write it to 'filename'.

Deprecated since version 2.6.3: Use RNA.file\_PS\_rnaplot\_a() instead!

RNA.PS\_rna\_plot\_a\_gquad(*string, structure, ssfile, pre, post*)

Produce a secondary structure graph in PostScript including additional annotation macros and write it to 'filename' (detect and draw g-quadruplexes)

Deprecated since version 2.6.3: Use RNA.file\_PS\_rnaplot\_a() instead!

**class** RNA.PathVector(\**args*)

Bases: object

**append**(*x*)

**assign**(*n, x*)

**back**()

**begin**()

**capacity**()

**clear**()

**empty**()

**end**()

**erase**(\**args*)

**front**()

**get\_allocator**()

**insert**(\**args*)

**iterator**()

**pop**()

**pop\_back()**

**push\_back(*x*)**

**rbegin()**

**rend()**

**reserve(*n*)**

**resize(*\*args*)**

**size()**

**swap(*v*)**

**property thisown**

The membership flag

**class RNA.SOLUTION**

Bases: object

**property energy**

**get(*i*)**

**size()**

**property structure**

**property thisown**

The membership flag

**class RNA.SOLUTIONVector(*\*args*)**

Bases: object

**append(*x*)**

**assign(*n, x*)**

**back()**

**begin()**

**capacity()**

**clear()**

**empty()**

**end()**

**erase(*\*args*)**

**front()**

**get\_allocator()**

**insert(*\*args*)**

**iterator()**

**pop()**

**pop\_back()**



**push\_back**(*x*)

**rbegin**()

**rend**()

**reserve**(*n*)

**resize**(\**args*)

**size**()

**swap**(*v*)

**property thisown**

The membership flag

**class RNA.StringVector**(\**args*)

Bases: object

**append**(*x*)

**assign**(*n, x*)

**back**()

**begin**()

**capacity**()

**clear**()

**empty**()

**end**()

**erase**(\**args*)

**front**()

**get\_allocator**()

**insert**(\**args*)

**iterator**()

**pop**()

**pop\_back**()

**push\_back**(*x*)

**rbegin**()

**rend**()

**reserve**(*n*)

**resize**(\**args*)

**size**()

**swap**(*v*)

**property thisown**

The membership flag

**class** RNA.SuboptVector(\*args)

Bases: object

**append**(x)

**assign**(n, x)

**back**()

**begin**()

**capacity**()

**clear**()

**empty**()

**end**()

**erase**(\*args)

**front**()

**get\_allocator**()

**insert**(\*args)

**iterator**()

**pop**()

**pop\_back**()

**push\_back**(x)

**rbegin**()

**rend**()

**reserve**(n)

**resize**(\*args)

**size**()

**swap**(v)

**property thisown**

The membership flag

**class** RNA.SwigPyIterator(\*args, \*\*kwargs)

Bases: object

**advance**(n)

**copy**()

**decr**(n=1)

**distance**(x)

**equal**(x)

**incr**(n=1)

**next()****previous()****property thisown**

The membership flag

**value()****class RNA.UIntVector(\*args)**

Bases: object

**append(x)****assign(n, x)****back()****begin()****capacity()****clear()****empty()****end()****erase(\*args)****front()****get\_allocator()****insert(\*args)****iterator()****pop()****pop\_back()****push\_back(x)****rbegin()****rend()****reserve(n)****resize(\*args)****size()****swap(v)****property thisown**

The membership flag

**RNA.abstract\_shapes**(*std::string structure, unsigned int level=5*) → *std::string***RNA.abstract\_shapes**(*IntVector pt, unsigned int level=5*) → *std::string*

RNA.**abstract\_shapes**(*varArrayShort pt, unsigned int level=5*) → std::string

Convert a secondary structure in dot-bracket notation to its abstract shapes representation.

This function converts a secondary structure into its abstract shapes representation as presented by Giegerich et al. 2004 [11].

#### SWIG Wrapper Notes

This function is available as an overloaded function *abstract\_shapes()* where the optional second parameter *level* defaults to 5.

#### Parameters

- **structure** (string) – A secondary structure in dot-bracket notation
- **level** (unsigned int) – The abstraction level (integer in the range of 0 to 5)

#### Returns

The secondary structure in abstract shapes notation

#### Return type

string

#### See also:

RNA.**abstract\_shapes\_pt**

RNA.**add\_root**(*arg1*)

Adds a root to an un-rooted tree in any except bracket notation.

#### Parameters

**structure** (string) –

#### Return type

string

RNA.**aliLfold**(*alignment, window\_size, nullfile=None*)

RNA.**aliLfold\_cb**(*StringVector alignment, int window\_size, PyObject \* PyFunc, PyObject \* data*) → float

RNA.**aliduplex\_subopt**(*StringVector alignment1, StringVector alignment2, int delta, int w*) → *DuplexVector*

RNA.**aliduplexfold**(*StringVector alignment1, StringVector alignment2*) → *duplex\_list\_t*

RNA.**alifold**(\**args*)

Compute Minimum Free Energy (MFE), and a corresponding consensus secondary structure for an RNA sequence alignment using a comparative method.

This simplified interface to RNA.fold\_compound.mfe() computes the MFE and, if required, a consensus secondary structure for an RNA sequence alignment using default options. Memory required for dynamic programming (DP) matrices will be allocated and free'd on-the-fly. Hence, after return of this function, the recursively filled matrices are not available any more for any post-processing, e.g. suboptimal backtracking, etc.

#### Parameters

- **sequences** (const char \*\*) – RNA sequence alignment
- **structure** (string) – A pointer to the character array where the secondary structure in dot-bracket notation will be written to

#### Returns

the minimum free energy (MFE) in kcal/mol

#### Return type

float

**See also:**

[RNA.circalifold](#), [RNA.fold\\_compound.mfe](#)

---

**Note:** In case you want to use the filled DP matrices for any subsequent post-processing step, or you require other conditions than specified by the default model details, use `RNA.fold_compound.mfe()`, and the data structure `RNA.fold_compound()` instead.

---

`RNA.aln_consensus_mis`(*StringVector alignment, md md\_p=None*) → `std::string`

Compute the Most Informative Sequence (MIS) for a given multiple sequence alignment.

The most informative sequence (MIS) [10] displays for each alignment column the nucleotides with frequency greater than the background frequency, projected into IUPAC notation. Columns where gaps are over-represented are in lower case.

**Parameters**

- **alignment** (`const char **`) – The input sequence alignment (last entry must be `NULL` terminated)
- **md\_p** (`const RNA.md() *`) – Model details that specify known nucleotides (Maybe `NULL`)

**Returns**

The most informative sequence for the alignment

**Return type**

`string`

`RNA.aln_consensus_sequence`(*StringVector alignment, md md\_p=None*) → `std::string`

Compute the consensus sequence for a given multiple sequence alignment.

**Parameters**

- **alignment** (`const char **`) – The input sequence alignment (last entry must be `NULL` terminated)
- **md\_p** (`const RNA.md() *`) – Model details that specify known nucleotides (Maybe `NULL`)

**Returns**

The consensus sequence of the alignment, i.e. the most frequent nucleotide for each alignment column

**Return type**

`string`

`RNA.aln_conservation_col`(*StringVector alignment, md md=None, unsigned int options=*) → `DoubleVector`

Compute nucleotide conservation in an alignment.

This function computes the conservation of nucleotides in alignment columns. The simplest measure is Shannon Entropy and can be selected by passing the `RNA.MEASURE_SHANNON_ENTROPY` flag in the *options* parameter.

**SWIG Wrapper Notes**

This function is available in an overloaded form where the last two parameters may be omitted, indicating `md = NULL`, and `options = RNA.MEASURE_SHANNON_ENTROPY`, respectively.

**Parameters**

- **alignment** (`const char **`) – The input sequence alignment (last entry must be `NULL` terminated)
- **md** – Model details that specify known nucleotides (Maybe `NULL`)

- **options** (unsigned int) – A flag indicating which measure of conservation should be applied

**Returns**

A 1-based vector of column conservations

**Return type**

list-like(double)

**See also:**

RNA.MEASURE\_SHANNON\_ENTROPY

---

**Note:** Currently, only RNA.MEASURE\_SHANNON\_ENTROPY is supported as conservation measure.

---

RNA.**aln\_conservation\_struct**(*StringVector alignment, std::string structure, md md=None*) → *DoubleVector*

Compute base pair conservation of a consensus structure.

This function computes the base pair conservation (fraction of canonical base pairs) of a consensus structure given a multiple sequence alignment. The base pair types that are considered canonical may be specified using the RNA.md().pair array. Passing *NULL* as parameter *md* results in default pairing rules, i.e. canonical Watson-Crick and GU Wobble pairs.

**SWIG Wrapper Notes**

This function is available in an overloaded form where the last parameter may be omitted, indicating *md = NULL*

**Parameters**

- **alignment** (const char \*\*) – The input sequence alignment (last entry must be *NULL* terminated)
- **structure** (string) – The consensus structure in dot-bracket notation
- **md** (const RNA.md() \*) – Model details that specify compatible base pairs (Maybe *NULL*)

**Returns**

A 1-based vector of base pair conservations

**Return type**

list-like(double)

RNA.**aln\_mpi**(*StringVector alignment*) → int

Get the mean pairwise identity in steps from ?to?(ident)

**Parameters**

**alignment** (const char \*\*) – Aligned sequences

**Returns**

The mean pairwise identity

**Return type**

int

RNA.**aln\_pscore**(*StringVector alignment, md md=None*) → *IntIntVector*

RNA.**b2C**(*structure*)

Converts the full structure from bracket notation to the a coarse grained notation using the ‘H’ ‘B’ ‘I’ ‘M’ and ‘R’ identifiers.

Deprecated since version 2.6.3: See RNA.db\_to\_tree\_string() and RNA.STRUCTURE\_TREE\_SHAPIRO\_SHORT for a replacement

**Parameters****structure** (string) –**Return type**

string

**RNA.b2HIT**(*structure*)

Converts the full structure from bracket notation to the HIT notation including root.

Deprecated since version 2.6.3: See `RNA.db_to_tree_string()` and `RNA.STRUCTURE_TREE_HIT` for a replacement**Parameters****structure** (string) –**Return type**

string

**RNA.b2Shapiro**(*structure*)Converts the full structure from bracket notation to the *weighted* coarse grained notation using the ‘H’ ‘B’ ‘I’ ‘M’ ‘S’ ‘E’ and ‘R’ identifiers.Deprecated since version 2.6.3: See `RNA.db_to_tree_string()` and `RNA.STRUCTURE_TREE_SHAPIRO_WEIGHT` for a replacement**Parameters****structure** (string) –**Return type**

string

**class RNA.basepair**

Bases: object

**property i****property j****property thisown**

The membership flag

**RNA.boustrophedon**(\*args)

Generate a sequence of Boustrophedon distributed numbers.

This function generates a sequence of positive natural numbers within the interval  $[start, end]$  in a Boustrophedon fashion. That is, the numbers  $start, \dots, end$  in the resulting list are alternating between left and right ends of the interval while progressing to the inside, i.e. the list consists of a sequence of natural numbers of the form:

$$start, end, start + 1, end - 1, start + 2, end - 2, \dots$$

The resulting list is 1-based and contains the length of the sequence of numbers at it's 0-th position.

Upon failure, the function returns **NULL****SWIG Wrapper Notes**This function is available as overloaded global function `boustrophedon()`.**Parameters**

- **start** (size()) – The first number of the list (left side of the interval)
- **end** (size()) – The last number of the list (right side of the interval)

**Returns**A list of alternating numbers from the interval  $[start, end]$  (or **NULL** on error)

**Return type**

list-like(unsigned int)

**See also:**

RNA.boustrophedon\_pos

RNA.**bp\_distance**(*std::string str1, std::string str2, unsigned int options=*) → intRNA.**bp\_distance**(*IntVector pt1, IntVector pt2*) → intRNA.**bp\_distance**(*varArrayShort pt1, varArrayShort pt2*) → int

Compute the “base pair” distance between two secondary structures s1 and s2.

This is a wrapper around **RNA.bp\_distance\_pt()**. The sequences should have the same length. dist = number of base pairs in one structure but not in the other same as edit distance with open-pair close-pair as move-set

**SWIG Wrapper Notes**

This function is available as an overloaded method **bp\_distance()**. Note that the SWIG wrapper takes two structure in dot-bracket notation and converts them into pair tables using **RNA.phtable\_from\_string()**. The resulting pair tables are then internally passed to **RNA.bp\_distance\_pt()**. To control which kind of matching brackets will be used during conversion, the optional argument *options* can be used. See also the description of **RNA.phtable\_from\_string()** for available options. (default: **RNA.BRACKETS\_RND**).

**Parameters**

- **str1** (string) – First structure in dot-bracket notation
- **str2** (string) – Second structure in dot-bracket notation

**Returns**

The base pair distance between str1 and str2

**Return type**

int

**See also:**

RNA.bp\_distance\_pt

RNA.**CDATA**(*ptr, nelements=1*)RNA.**centroid**(*length, dist*)

Deprecated since version 2.6.3: This function is deprecated and should not be used anymore as it is not threadsafe!

**See also:**[get\\_centroid\\_struct\\_pl](#), [get\\_centroid\\_struct\\_pr](#)RNA.**circalifold**(\*args)

Compute MFE and according structure of an alignment of sequences assuming the sequences are circular instead of linear.

Deprecated since version 2.6.3: Usage of this function is discouraged! Use **RNA.alicircfold()**, and **RNA.fold\_compound.mfe()**

instead!

**Parameters**

- **strings** (const char \*\*) – A pointer to a NULL terminated array of character arrays
- **structure** (string) – A pointer to a character array that may contain a constraining consensus structure (will be overwritten by a consensus structure that exhibits the MFE)

**Returns**

The free energy score in kcal/mol



**Return type**

float

**See also:**RNA.alicircfold, [RNA.alifold](#), [RNA.fold\\_compound.mfe](#)**RNA.circfold(\*args)**

Compute Minimum Free Energy (MFE), and a corresponding secondary structure for a circular RNA sequence.

This simplified interface to `RNA.fold_compound.mfe()` computes the MFE and, if required, a secondary structure for a circular RNA sequence using default options. Memory required for dynamic programming (DP) matrices will be allocated and free'd on-the-fly. Hence, after return of this function, the recursively filled matrices are not available any more for any post-processing, e.g. suboptimal backtracking, etc.

Folding of circular RNA sequences is handled as a post-processing step of the forward recursions. See [12] for further details.

**Parameters**

- **sequence** (string) – RNA sequence
- **structure** (string) – A pointer to the character array where the secondary structure in dot-bracket notation will be written to

**Returns**

the minimum free energy (MFE) in kcal/mol

**Return type**

float

**See also:**[RNA.fold](#), [RNA.fold\\_compound.mfe](#)


---

**Note:** In case you want to use the filled DP matrices for any subsequent post-processing step, or you require other conditions than specified by the default model details, use `RNA.fold_compound.mfe()`, and the data structure `RNA.fold_compound()` instead.

---

**class RNA.cmd**

Bases: object

**property thisown**

The membership flag

**RNA.co\_pf\_fold(\*args)****RNA.cofold(\*args)**

Compute Minimum Free Energy (MFE), and a corresponding secondary structure for two dimerized RNA sequences.

This simplified interface to `RNA.fold_compound.mfe()` computes the MFE and, if required, a secondary structure for two RNA sequences upon dimerization using default options. Memory required for dynamic programming (DP) matrices will be allocated and free'd on-the-fly. Hence, after return of this function, the recursively filled matrices are not available any more for any post-processing, e.g. suboptimal backtracking, etc.

Deprecated since version 2.6.3: This function is obsolete since `RNA.mfe()/RNA.fold()` can handle complexes multiple sequences since v2.5.0. Use `RNA.mfe()/RNA.fold()` for connected component MFE instead and compute MFEs of unconnected states separately.

---

**Note:** In case you want to use the filled DP matrices for any subsequent post-processing step, or you require other conditions than specified by the default model details, use `RNA.fold_compound.mfe()`, and the data structure `RNA.fold_compound()` instead.

---

#### Parameters

- **sequence** (string) – two RNA sequences separated by the ‘&’ character
- **structure** (string) – A pointer to the character array where the secondary structure in dot-bracket notation will be written to

#### Returns

the minimum free energy (MFE) in kcal/mol

#### Return type

float

#### See also:

`RNA.fold`, `RNA.fold_compound.mfe`, `RNA.fold_compound`, `RNA.fold_compound`, `RNA.cut_point_insert`

`RNA.consens_mis`(*alignment*, *md\_p=None*)

`RNA.db_flatten`(\**args*)

Substitute pairs of brackets in a string with parenthesis.

This function can be used to replace brackets of unusual types, such as angular brackets `<>`, to dot-bracket format. The *options* parameter is used to specify which types of brackets will be replaced by round parenthesis `()`.

#### SWIG Wrapper Notes

This function flattens an input structure string in-place! The second parameter is optional and defaults to `RNA.BRACKETS_DEFAULT`.

An overloaded version of this function exists, where an additional second parameter can be passed to specify the target brackets, i.e. the type of matching pair characters all brackets will be flattened to. Therefore, in the scripting language interface this function is a replacement for `RNA.db_flatten_to()`.

#### Parameters

- **structure** (string) – The structure string where brackets are flattened in-place
- **options** (unsigned int) – A bitmask to specify which types of brackets should be flattened out

#### See also:

`RNA.db_flatten_to`, `RNA.BRACKETS_RND`, `RNA.BRACKETS_ANG`, `RNA.BRACKETS_CLY`, `RNA.BRACKETS_SQR`, `RNA.BRACKETS_DEFAULT`

`RNA.db_from_WUSS`(*wuss*)

Convert a WUSS annotation string to dot-bracket format.

#### Parameters

**wuss** (string) – The input string in WUSS notation

#### Returns

A dot-bracket notation of the input secondary structure

#### Return type

string

---

**Note:** This function flattens all brackets, and treats pseudo-knots annotated by matching pairs of upper/lowercase letters as unpaired nucleotides

---

RNA.**db\_from\_plist**(*ElemProbVector elem\_probs, unsigned int length*) → std::string

Convert a list of base pairs into dot-bracket notation.

**Parameters**

- **pairs** (RNA.ep() \*) – A RNA.ep() containing the pairs to be included in the dot-bracket string
- **n** (unsigned int) – The length of the structure (number of nucleotides)

**Returns**

The dot-bracket string containing the provided base pairs

**Return type**

string

**See also:**

[RNA.plist](#)

RNA.**db\_from\_ptable**(*IntVector pt*) → char

RNA.**db\_from\_ptable**(*varArrayShort pt*) → char \*

Convert a pair table into dot-parenthesis notation.

This function also converts pair table formatted structures that contain pseudoknots. Non-nested base pairs result in additional pairs of parenthesis and brackets within the resulting dot-parenthesis string. The following pairs are available: (), [], {}, <>, as well as pairs of matching upper-/lower-case characters from the alphabet A-Z.

**Parameters**

**pt** (const short \*) – The pair table to be copied

**Returns**

A char pointer to the dot-bracket string

**Return type**

string

---

**Note:** In cases where the level of non-nested base pairs exceeds the maximum number of 30 different base pair indicators (4 parenthesis/brackets, 26 matching characters), a warning is printed and the remaining base pairs are left out from the conversion.

---

RNA.**db\_pack**(*struc*)

Pack secondary secondary structure, 5:1 compression using base 3 encoding.

Returns a binary string encoding of the secondary structure using a 5:1 compression scheme. The string is NULL terminated and can therefore be used with standard string functions such as strcmp(). Useful for programs that need to keep many structures in memory.

**Parameters**

**struc** (string) – The secondary structure in dot-bracket notation

**Returns**

The binary encoded structure

**Return type**

string

**See also:**

[RNA.db\\_unpack](#)

`RNA.db_pk_remove`(*std::string structure, unsigned int options=*) → *std::string*

Remove pseudo-knots from an input structure.

This function removes pseudo-knots from an input structure by determining the minimum number of base pairs that need to be removed to make the structure pseudo-knot free.

To accomplish that, we use a dynamic programming algorithm similar to the Nussinov maximum matching approach.

The input structure must be in a dot-bracket string like form where crossing base pairs are denoted by the use of additional types of matching brackets, e.g. `<>`, `{}`, `[[`, `{}]`. Furthermore, crossing pairs may be annotated by matching uppercase/lowercase letters from the alphabet A-Z. For the latter, the uppercase letter must be the 5' and the lowercase letter the 3' nucleotide of the base pair. The actual type of brackets to be recognized by this function must be specified through the *options* parameter.

#### SWIG Wrapper Notes

This function is available as an overloaded function `db_pk_remove()` where the optional second parameter *options* defaults to `RNA.BRACKETS_ANY`.

#### Parameters

- **structure** (*string*) – Input structure in dot-bracket format that may include pseudo-knots
- **options** (*unsigned int*) – A bitmask to specify which types of brackets should be processed

#### Returns

The input structure devoid of pseudo-knots in dot-bracket notation

#### Return type

*string*

#### See also:

[RNA.pt\\_pk\\_remove](#), [RNA.db\\_flatten](#), `RNA.BRACKETS_RND`, `RNA.BRACKETS_ANG`, `RNA.BRACKETS_CLY`, `RNA.BRACKETS_SQR`, `RNA.BRACKETS_ALPHA`, `RNA.BRACKETS_DEFAULT`, `RNA.BRACKETS_ANY`

---

**Note:** Brackets in the input structure string that are not covered by the *options* bitmask will be silently ignored!

---

`RNA.db_to_element_string`(*structure*)

Convert a secondary structure in dot-bracket notation to a nucleotide annotation of loop contexts.

#### Parameters

**structure** (*string*) – The secondary structure in dot-bracket notation

#### Returns

A string annotating each nucleotide according to its structural context

#### Return type

*string*

`RNA.db_to_tree_string`(*std::string structure, unsigned int type*) → *std::string*

Convert a Dot-Bracket structure string into tree string representation.

This function allows one to convert a secondary structure in dot-bracket notation into one of the various tree representations for secondary structures. The resulting tree is then represented as a string of parenthesis and node symbols, similar to to the Newick format.

Currently we support conversion into the following formats, denoted by the value of parameter *type*:

- `RNA.STRUCTURE_TREE_HIT` - Homeomorphically Irreducible Tree (HIT) representation of a secondary structure. (See also Fontana et al. 1993 [9])
- `RNA.STRUCTURE_TREE_SHAPIRO_SHORT` - (short) Coarse Grained representation of a secondary structure (same as Shapiro 1988 [27], but with root node *R* and without *S* nodes for the stems)
- `RNA.STRUCTURE_TREE_SHAPIRO` - (full) Coarse Grained representation of a secondary structure (See also Shapiro 1988 [27])
- `RNA.STRUCTURE_TREE_SHAPIRO_EXT` - (extended) Coarse Grained representation of a secondary structure (same as Shapiro 1988 [27], but external nodes denoted as *E* )
- `RNA.STRUCTURE_TREE_SHAPIRO_WEIGHT` - (weighted) Coarse Grained representation of a secondary structure (same as `RNA.STRUCTURE_TREE_SHAPIRO_EXT` but with additional weights for number of unpaired nucleotides in loop, and number of pairs in stems)
- `RNA.STRUCTURE_TREE_EXPANDED` - Expanded Tree representation of a secondary structure.

#### Parameters

- **structure** (string) – The null-terminated dot-bracket structure string
- **type** (unsigned int) – A switch to determine the type of tree string representation

#### Returns

A tree representation of the input *structure*

#### Return type

string

#### See also:

Tree

`RNA.db_unpack(packed)`

Unpack secondary structure previously packed with `RNA.db_pack()`

Translate a compressed binary string produced by `RNA.db_pack()` back into the familiar dot-bracket notation.

#### Parameters

**packed** (string) – The binary encoded packed secondary structure

#### Returns

The unpacked secondary structure in dot-bracket notation

#### Return type

string

#### See also:

[\*RNA.db\\_pack\*](#)

`RNA.delete_doubleP(ary)`

`RNA.delete_floatP(ary)`

`RNA.delete_intP(ary)`

`RNA.delete_shortP(ary)`

`RNA.delete_ushortP(ary)`

`RNA.deref_any(ptr, index)`

`RNA.dist_mountain(str1, str2, p=1)`

`class RNA.doubleArray(nelements)`

Bases: object

`cast()`

`static frompointer(t)`

**property thisown**

The membership flag

`RNA.doubleArray_frompointer(t)`

`RNA.doubleP_getitem(ary, index)`

`RNA.doubleP_setitem(ary, index, value)`

**class** `RNA.duplex_list_t`

Bases: `object`

**property energy**

**property i**

**property j**

**property structure**

**property thisown**

The membership flag

`RNA.duplex_subopt(std::string s1, std::string s2, int delta, int w) → DuplexVector`

`RNA.duplexfold(std::string s1, std::string s2) → duplex_list_t`

`RNA.encode_seq(sequence)`

`RNA.energy_of_circ_struct(string, structure)`

Calculate the free energy of an already folded circular RNA

Deprecated since version 2.6.3: This function is deprecated and should not be used in future programs Use `energy_of_circ_structure()` instead!

---

**Note:** This function is not entirely threadsafe! Depending on the state of the global variable `eos_debug` it prints energy information to `stdout` or not...

---

#### Parameters

- **string** (`string`) – RNA sequence
- **structure** (`string`) – secondary structure in dot-bracket notation

#### Returns

the free energy of the input structure given the input sequence in kcal/mol

#### Return type

`float`

#### See also:

[`energy\_of\_circ\_structure`](#), [`energy\_of\_struct`](#), [`energy\_of\_struct\_pt`](#)

**RNA.energy\_of\_circ\_structure**(*string, structure, verbosity\_level*)

Calculate the free energy of an already folded circular RNA.

If verbosity level is set to a value >0, energies of structure elements are printed to stdout

---

**Note:** OpenMP: This function relies on several global model settings variables and thus is not to be considered threadsafe. See `energy_of_circ_struct_par()` for a completely threadsafe implementation.

Deprecated since version 2.6.3: Use `RNA.fold_compound.eval_structure()` or `RNA.fold_compound.eval_structure_verbose()` instead!

---

#### Parameters

- **string** (string) – RNA sequence
- **structure** (string) – Secondary structure in dot-bracket notation
- **verbosity\_level** (int) – A flag to turn verbose output on/off

#### Returns

The free energy of the input structure given the input sequence in kcal/mol

#### Return type

float

#### See also:

[\*RNA.fold\\_compound.eval\\_structure\*](#)

**RNA.energy\_of\_gquad\_structure**(*string, structure, verbosity\_level*)

**RNA.energy\_of\_move**(*string, structure, m1, m2*)

Calculate energy of a move (closing or opening of a base pair)

If the parameters `m1` and `m2` are negative, it is deletion (opening) of a base pair, otherwise it is insertion (opening).

Deprecated since version 2.6.3: Use `RNA.fold_compound.eval_move()` instead!

#### Parameters

- **string** (string) – RNA sequence
- **structure** (string) – secondary structure in dot-bracket notation
- **m1** (int) – first coordinate of base pair
- **m2** (int) – second coordinate of base pair

#### Returns

energy change of the move in kcal/mol

#### Return type

float

#### See also:

[\*RNA.fold\\_compound.eval\\_move\*](#)

**RNA.energy\_of\_move\_pt**(*pt, s, sl, m1, m2*)

Calculate energy of a move (closing or opening of a base pair)

If the parameters `m1` and `m2` are negative, it is deletion (opening) of a base pair, otherwise it is insertion (opening).

Deprecated since version 2.6.3: Use `RNA.fold_compound.eval_move_pt()` instead!

#### Parameters

- **pt** (*list-like(int)*) – the pair table of the secondary structure
- **s** (*list-like(int)*) – encoded RNA sequence
- **s1** (*list-like(int)*) – encoded RNA sequence
- **m1** (*int*) – first coordinate of base pair
- **m2** (*int*) – second coordinate of base pair

**Returns**

energy change of the move in 10cal/mol

**Return type**

int

**See also:**

[\*RNA.fold\\_compound.eval\\_move\\_pt\*](#)

**RNA.energy\_of\_struct**(*string, structure*)

Calculate the free energy of an already folded RNA

Deprecated since version 2.6.3: This function is deprecated and should not be used in future programs! Use `energy_of_structure()` instead!

---

**Note:** This function is not entirely threadsafe! Depending on the state of the global variable `eos_debug` it prints energy information to `stdout` or not...

---

**Parameters**

- **string** (*string*) – RNA sequence
- **structure** (*string*) – secondary structure in dot-bracket notation

**Returns**

the free energy of the input structure given the input sequence in kcal/mol

**Return type**

float

**See also:**

[\*energy\\_of\\_structure, energy\\_of\\_circ\\_struct, energy\\_of\\_struct\\_pt\*](#)

**RNA.energy\_of\_struct\_pt**(*string, ptable, s, s1*)

Calculate the free energy of an already folded RNA

Deprecated since version 2.6.3: This function is deprecated and should not be used in future programs! Use `energy_of_structure_pt()` instead!

---

**Note:** This function is not entirely threadsafe! Depending on the state of the global variable `eos_debug` it prints energy information to `stdout` or not...

---

**Parameters**

- **string** (*string*) – RNA sequence
- **ptable** (*list-like(int)*) – the pair table of the secondary structure
- **s** (*list-like(int)*) – encoded RNA sequence
- **s1** (*list-like(int)*) – encoded RNA sequence

**Returns**

the free energy of the input structure given the input sequence in 10kcal/mol



**Return type**

int

**See also:**make\_pair\_table, [energy\\_of\\_structure](#)RNA.**energy\_of\_structure**(*string, structure, verbosity\_level*)

Calculate the free energy of an already folded RNA using global model detail settings.

If verbosity level is set to a value &gt;0, energies of structure elements are printed to stdout

Deprecated since version 2.6.3: Use RNA.fold\_compound.eval\_structure() or RNA.fold\_compound.eval\_structure\_verbose() instead!

---

**Note:** OpenMP: This function relies on several global model settings variables and thus is not to be considered threadsafe. See energy\_of\_struct\_par() for a completely threadsafe implementation.

---

**Parameters**

- **string** (string) – RNA sequence
- **structure** (string) – secondary structure in dot-bracket notation
- **verbosity\_level** (int) – a flag to turn verbose output on/off

**Returns**

the free energy of the input structure given the input sequence in kcal/mol

**Return type**

float

**See also:**[RNA.fold\\_compound.eval\\_structure](#)RNA.**energy\_of\_structure\_pt**(*string, ptable, s, s1, verbosity\_level*)

Calculate the free energy of an already folded RNA.

If verbosity level is set to a value &gt;0, energies of structure elements are printed to stdout

Deprecated since version 2.6.3: Use RNA.fold\_compound.eval\_structure\_pt() or RNA.fold\_compound.eval\_structure\_pt\_verbose()

instead!

---

**Note:** OpenMP: This function relies on several global model settings variables and thus is not to be considered threadsafe. See energy\_of\_struct\_pt\_par() for a completely threadsafe implementation.

---

**Parameters**

- **string** (string) – RNA sequence
- **ptable** (list-like(int)) – the pair table of the secondary structure
- **s** (list-like(int)) – encoded RNA sequence
- **s1** (list-like(int)) – encoded RNA sequence
- **verbosity\_level** (int) – a flag to turn verbose output on/off

**Returns**

the free energy of the input structure given the input sequence in 10kcal/mol

**Return type**  
int

**See also:**

[RNA.fold\\_compound.eval\\_structure\\_pt](#)

**RNA.enumerate\_necklaces**(entity\_counts)

Enumerate all necklaces with fixed content.

This function implements *A fast algorithm to generate necklaces with fixed content* as published by Joe Sawada in 2003 [25].

The function receives a list of counts (the elements on the necklace) for each type of object within a necklace. The list starts at index 0 and ends with an entry that has a count of 0. The algorithm then enumerates all non-cyclic permutations of the content, returned as a list of necklaces. This list, again, is zero-terminated, i.e. the last entry of the list is a *NULL* pointer.

**SWIG Wrapper Notes**

This function is available as global function **enumerate\_necklaces()** which accepts lists input, and produces list of lists output.

**Parameters**

**type\_counts** (const unsigned int \*) – A 0-terminated list of entity counts

**Returns**

A list of all non-cyclic permutations of the entities

**Return type**

list-like(list-like(unsigned int))

**class RNA.ep**(\*args, \*\*kwargs)

Bases: object

Data structure representing a single entry of an element probability list (e.g. list of pair probabilities)

**See also:**

[RNA.plist](#), [RNA.fold\\_compound.plist\\_from\\_probs](#), [RNA.db\\_from\\_plist](#), [RNA.PLIST\\_TYPE\\_BASEPAIR](#), [RNA.PLIST\\_TYPE\\_GQUAD](#), [RNA.PLIST\\_TYPE\\_H\\_MOTIF](#), [RNA.PLIST\\_TYPE\\_I\\_MOTIF](#), [RNA.PLIST\\_TYPE\\_UD\\_MOTIF](#), [RNA.PLIST\\_TYPE\\_STACK](#)

**i**

Start position (usually 5' nucleotide that starts the element, e.g. base pair)

**Type**  
int

**j**

End position (usually 3' nucleotide that ends the element, e.g. base pair)

**Type**  
int

**p**

Probability of the element.

**Type**  
float

**type**

Type of the element.

**Type**  
int

**C++ includes****Type**

ViennaRNA/utils/structures.h

**property i****property j****property p****property thisown**

The membership flag

**property type****RNA.eval\_circ\_gquad\_structure(\*args)**

Evaluate free energy of a sequence/structure pair, assume sequence to be circular, allow for G-Quadruplexes in the structure, and print contributions per loop.

This function is the same as `RNA.eval_structure_simple_v()` but assumes the input sequence to be circular and allows for annotated G-Quadruplexes in the dot-bracket structure input.

G-Quadruplexes are annotated as plus signs ('+') for each G involved in the motif. Linker sequences must be denoted by dots('.') as they are considered unpaired. Below is an example of a 2-layer G-quadruplex:

**SWIG Wrapper Notes**

This function is available through an overloaded version of `RNA.eval_circ_gquad_structure()`. The last two arguments for this function are optional and default to `RNA.VERBOSITY_QUIET` and `NULL`, respectively.

**Parameters**

- **string** (string) – RNA sequence in uppercase letters
- **structure** (string) – Secondary structure in dot-bracket notation
- **verbosity\_level** (int) – The level of verbosity of this function
- **file** (FILE \*) – A file handle where this function should print to (may be `NULL`).

**Returns**

The free energy of the input structure given the input sequence in kcal/mol

**Return type**

float

**RNA.eval\_circ\_structure(\*args)**

Evaluate free energy of a sequence/structure pair, assume sequence to be circular and print contributions per loop.

This function is the same as `RNA.eval_structure_simple_v()` but assumes the input sequence to be circularized.

**SWIG Wrapper Notes**

This function is available through an overloaded version of `RNA.eval_circ_structure()`. The last two arguments for this function are optional and default to `RNA.VERBOSITY_QUIET` and `NULL`, respectively.

**Parameters**

- **string** (string) – RNA sequence in uppercase letters
- **structure** (string) – Secondary structure in dot-bracket notation
- **verbosity\_level** (int) – The level of verbosity of this function

- **file** (FILE \*) – A file handle where this function should print to (may be NULL).

**Returns**

The free energy of the input structure given the input sequence in kcal/mol

**Return type**

float

**See also:**

[RNA.eval\\_structure\\_simple\\_v](#), [RNA.eval\\_circ\\_structure](#), [RNA.fold\\_compound.eval\\_structure\\_verbose](#)

**RNA.eval\_gquad\_structure(\*args)**

Evaluate free energy of a sequence/structure pair, allow for G-Quadruplexes in the structure and print contributions per loop.

This function is the same as `RNA.eval_structure_simple_v()` but allows for annotated G-Quadruplexes in the dot-bracket structure input.

G-Quadruplexes are annotated as plus signs ('+') for each G involved in the motif. Linker sequences must be denoted by dots('.') as they are considered unpaired. Below is an example of a 2-layer G-quadruplex:

**SWIG Wrapper Notes**

This function is available through an overloaded version of `RNA.eval_gquad_structure()`. The last two arguments for this function are optional and default to `RNA.VERBOSITY_QUIET` and `NULL`, respectively.

**Parameters**

- **string** (string) – RNA sequence in uppercase letters
- **structure** (string) – Secondary structure in dot-bracket notation
- **verbosity\_level** (int) – The level of verbosity of this function
- **file** (FILE \*) – A file handle where this function should print to (may be NULL).

**Returns**

The free energy of the input structure given the input sequence in kcal/mol

**Return type**

float

**See also:**

[RNA.eval\\_structure\\_simple\\_v](#), [RNA.eval\\_gquad\\_structure](#), [RNA.fold\\_compound.eval\\_structure\\_verbose](#)

**RNA.eval\_structure\_pt\_simple(\*args)**

Calculate the free energy of an already folded RNA.

This function allows for energy evaluation of a given sequence/structure pair where the structure is provided in pair\_table format as obtained from `RNA.ptable()`. Model details, energy parameters, and possibly soft constraints are used as provided via the parameter 'fc'. The fold\_compound does not need to contain any DP matrices, but all the most basic init values as one would get from a call like this: In contrast to `RNA.fold_compound.eval_structure_pt_verbose()` this function assumes default model details and default energy parameters in order to evaluate the free energy of the secondary structure. Therefore, it serves as a simple interface function for energy evaluation for situations where no changes on the energy model are required.

**Parameters**

- **string** (string) – RNA sequence in uppercase letters
- **pt** (const short \*) – Secondary structure as pair\_table
- **verbosity\_level** (int) – The level of verbosity of this function

- **file** (FILE \*) – A file handle where this function should print to (may be NULL).

**Returns**

The free energy of the input structure given the input sequence in 10cal/mol

**Return type**

int

**See also:**

[RNA.ptable](#), [RNA.eval\\_structure\\_pt\\_v](#), [RNA.eval\\_structure\\_simple](#)

**RNA.eval\_structure\_simple(\*args)**

Calculate the free energy of an already folded RNA and print contributions per loop.

This function allows for detailed energy evaluation of a given sequence/structure pair. In contrast to `RNA.fold_compound.eval_structure()` this function prints detailed energy contributions based on individual loops to a file handle. If NULL is passed as file handle, this function defaults to print to stdout. Any positive *verbosity\_level* activates potential warning message of the energy evaluating functions, while values  $\geq 1$  allow for detailed control of what data is printed. A negative parameter *verbosity\_level* turns off printing all together.

In contrast to `RNA.fold_compound.eval_structure_verbose()` this function assumes default model details and default energy parameters in order to evaluate the free energy of the secondary structure. Therefore, it serves as a simple interface function for energy evaluation for situations where no changes on the energy model are required.

**SWIG Wrapper Notes**

This function is available through an overloaded version of `RNA.eval_structure_simple()`. The last two arguments for this function are optional and default to `RNA.VERBOSITY_QUIET` and `NULL`, respectively.

**Parameters**

- **string** (string) – RNA sequence in uppercase letters
- **structure** (string) – Secondary structure in dot-bracket notation
- **verbosity\_level** (int) – The level of verbosity of this function
- **file** (FILE \*) – A file handle where this function should print to (may be NULL).

**Returns**

The free energy of the input structure given the input sequence in kcal/mol

**Return type**

float

**See also:**

[RNA.fold\\_compound.eval\\_structure\\_verbose](#), [RNA.fold\\_compound.eval\\_structure\\_pt](#), [RNA.fold\\_compound.eval\\_structure\\_pt\\_verbose](#)

**RNA.exp\_E\_ExtLoop(type, sil, sj1, P)**

This is the partition function variant of `E_ExtLoop()`

Deprecated since version 2.6.3: Use `RNA.fold_compound.exp_E_ext_stem()` instead!

**Returns**

The Boltzmann weighted energy contribution of the introduced exterior-loop stem

**Return type**

double

**See also:**

[E\\_ExtLoop](#)

RNA.**exp\_E\_Hairpin**(*u, type, si1, sj1, string, P*)

Compute Boltzmann weight  $e^{-\Delta G/kT}$  of a hairpin loop.

**Parameters**

- **u** (int) – The size of the loop (number of unpaired nucleotides)
- **type** (int) – The pair type of the base pair closing the hairpin
- **si1** (short) – The 5'-mismatching nucleotide
- **sj1** (short) – The 3'-mismatching nucleotide
- **string** (string) – The sequence of the loop (May be *NULL*, otherwise must be at least *size + 2* long)
- **P** (RNA.exp\_param() \*) – The datastructure containing scaled Boltzmann weights of the energy parameters

**Returns**

The Boltzmann weight of the Hairpin-loop

**Return type**

double

**Warning:** Not (really) thread safe! A threadsafe implementation will replace this function in a future release!

Energy evaluation may change due to updates in global variable "tetra\_loop"

**See also:**

get\_scaled\_pf\_parameters, [RNA.exp\\_param](#), [E\\_Hairpin](#)

---

**Note:** multiply by scale[u+2]

---

RNA.**exp\_E\_IntLoop**(*u1, u2, type, type2, si1, sj1, sp1, sq1, P*)

multiply by scale[u1+u2+2] for scaling

**Parameters**

- **u1** (int) – The size of the 'left'-loop (number of unpaired nucleotides)
- **u2** (int) – The size of the 'right'-loop (number of unpaired nucleotides)
- **type** (int) – The pair type of the base pair closing the interior loop
- **type2** (int) – The pair type of the enclosed base pair
- **si1** (short) – The 5'-mismatching nucleotide of the closing pair
- **sj1** (short) – The 3'-mismatching nucleotide of the closing pair
- **sp1** (short) – The 3'-mismatching nucleotide of the enclosed pair
- **sq1** (short) – The 5'-mismatching nucleotide of the enclosed pair
- **P** (RNA.exp\_param() \*) – The datastructure containing scaled Boltzmann weights of the energy parameters

**Returns**

The Boltzmann weight of the Interior-loop

**Return type**

double

**See also:**

`get_scaled_pf_parameters`, [RNA.exp\\_param](#), [E\\_IntLoop](#)

---

**Note:** This function is threadsafe

---

RNA.**exp\_E\_MLstem**(*type, si1, sj1, P*)

RNA.**exp\_E\_Stem**(*type, si1, sj1, extLoop, P*)

This is the partition function variant of `E_Stem()`

**Returns**

The Boltzmann weighted energy contribution of the branch off the loop

**Return type**

double

**See also:**

[E\\_Stem](#)

---

**Note:** This function is threadsafe

---

RNA.**exp\_E\_ext\_stem**(*type, n5d, n3d, p*)

**class** RNA.**exp\_param**(*model\_details=None*)

Bases: object

The data structure that contains temperature scaled Boltzmann weights of the energy parameters.

**id**

An identifier for the data structure.

Deprecated since version 2.6.3: This attribute will be removed in version 3

**Type**

int

**expstack****Type**

double

**exphairpin****Type**

double

**expbulge****Type**

double

**expinternal****Type**

double

**expmismatchExt****Type**

double

**expismatchI**

Type  
double

**expismatch23I**

Type  
double

**expismatch1nI**

Type  
double

**expismatchH**

Type  
double

**expismatchM**

Type  
double

**expdangle5**

Type  
double

**expdangle3**

Type  
double

**expint11**

Type  
double

**expint21**

Type  
double

**expint22**

Type  
double

**expnio**

Type  
double

**lxc**

Type  
double

**expMLbase**

Type  
double



---

**expMLintern**  
    Type  
        double

**expMLclosing**  
    Type  
        double

**expTermAU**  
    Type  
        double

**expDuplexInit**  
    Type  
        double

**exptetra**  
    Type  
        double

**exptri**  
    Type  
        double

**exphex**  
    Type  
        double

**Tetraloops**  
    Type  
        char

**expTriloop**  
    Type  
        double

**Triloops**  
    Type  
        char

**Hexaloops**  
    Type  
        char

**expTripleC**  
    Type  
        double

**expMultipleCA**  
    Type  
        double

**expMultipleCB**

Type  
double

**expgquad**

Type  
double

**expgquadLayerMismatch**

Type  
double

**gquadLayerMismatchMax**

Type  
int

**kT**

Type  
double

**pf\_scale**

Scaling factor to avoid over-/underflows.

Type  
double

**temperature**

Temperature used for loop contribution scaling.

Type  
double

**alpha**

Scaling factor for the thermodynamic temperature.

This allows for temperature scaling in Boltzmann factors independently from the energy contributions. The resulting Boltzmann factors are then computed by  $e^{-E/(\alpha \cdot K \cdot T)}$

Type  
double

**model\_details**

Model details to be used in the recursions.

Type  
vrna\_md\_t

**param\_file**

The filename the parameters were derived from, or empty string if they represent the default.

Type  
char

**expSaltStack**

Type  
double

**expSaltLoop**

Type  
double

**SaltLoopDbl**

Type  
double

**SaltMLbase**

Type  
int

**SaltMLintern**

Type  
int

**SaltMLclosing**

Type  
int

**SaltDPXInit**

Type  
int

**C++ includes**

Type  
ViennaRNA/params/basic.h

property Hexaloops

property SaltDPXInit

property SaltLoopDbl

property SaltMLbase

property SaltMLclosing

property SaltMLintern

property Tetraloops

property Triloops

property alpha

property expDuplexInit

property expMLbase

property expMLclosing

property expMLintern

property expMultipleCA

property expMultipleCB

property expSaltLoop

property expSaltStack

property expTermAU

property expTriloop

property expTripleC  
property expbulge  
property expdangle3  
property expdangle5  
property expgquad  
property expgquadLayerMismatch  
property exphairpin  
property exphex  
property expint11  
property expint21  
property expint22  
property expinternal  
property expmismatch1nI  
property expmismatch23I  
property expmismatchExt  
property expmismatchH  
property expmismatchI  
property expmismatchM  
property expninio  
property expstack  
property exptetra  
property exptri  
property gquadLayerMismatchMax  
property id  
property kT  
property lxc  
property model\_details  
property param\_file  
property pf\_scale  
property temperature  
property thisown  
    The membership flag

RNA.**expand\_Full**(*structure*)

Convert the full structure from bracket notation to the expanded notation including root.

**Parameters**

**structure** (string) –

**Return type**

string

RNA.**expand\_Shapiro**(*coarse*)

Inserts missing ‘S’ identifiers in unweighted coarse grained structures as obtained from b2C().

**Parameters**

**coarse** (string) –

**Return type**

string

RNA.**extract\_record\_rest\_structure**(*lines, length, option*)

RNA.**fc\_add\_pycallback**(*vc, PyFunc*)

RNA.**fc\_add\_pydata**(*vc, data, PyFuncOrNone*)

RNA.**file\_PS\_aln**(*std::string filename, StringVector alignment, StringVector identifiers, std::string structure, unsigned int start=0, unsigned int end=0, int offset=0, unsigned int columns=60*) → int

Create an annotated PostScript alignment plot.

Similar to RNA.file\_PS\_aln() but allows the user to print a particular slice of the alignment by specifying a *start* and *end* position. The additional *offset* parameter allows for adjusting the alignment position ruler value.

**SWIG Wrapper Notes**

This function is available as overloaded function *file\_PS\_aln()* where the last four parameter may be omitted, indicating *start = 0*, *end = 0*, *offset = 0*, and *columns = 60*.

**Parameters**

- **filename** (string) – The output file name
- **seqs** (const char \*\*) – The aligned sequences
- **names** (const char \*\*) – The names of the sequences
- **structure** (string) – The consensus structure in dot-bracket notation
- **start** (unsigned int) – The start of the alignment slice (a value of 0 indicates the first position of the alignment, i.e. no slicing at 5’ side)
- **end** (unsigned int) – The end of the alignment slice (a value of 0 indicates the last position of the alignment, i.e. no slicing at 3’ side)
- **offset** (int) – The alignment coordinate offset for the position ruler.
- **columns** (unsigned int) – The number of columns before the alignment is wrapped as a new block (a value of 0 indicates no wrapping)

**See also:**

RNA.file\_PS\_aln\_slice

RNA.**file\_PS\_rnaplot**(\*args)

RNA.**file\_PS\_rnaplot\_a**(\*args)

RNA.**file\_RNAstrand\_db\_read\_record**(*fp, options=0*)

**RNA.file\_SHAPE\_read**(*file\_name, length, default\_value*)

Read data from a given SHAPE reactivity input file.

This function parses the informations from a given file and stores the result in the preallocated string sequence and the double array values.

#### Parameters

- **file\_name** (string) – Path to the constraints file
- **length** (int) – Length of the sequence (file entries exceeding this limit will cause an error)
- **default\_value** (double) – Value for missing indices
- **sequence** (string) – Pointer to an array used for storing the sequence obtained from the SHAPE reactivity file
- **values** (list-like(double)) – Pointer to an array used for storing the values obtained from the SHAPE reactivity file

**RNA.file\_commands\_read**(*std::string filename, unsigned int options=*) → *cmd*

Extract a list of commands from a command file.

Read a list of commands specified in the input file and return them as list of abstract commands

#### Parameters

- **filename** (string) – The filename
- **options** (unsigned int) – Options to limit the type of commands read from the file

#### Returns

A list of abstract commands

#### Return type

*RNA.cmd()*

#### See also:

*RNA.fold\_compound.commands\_apply*, *RNA.file\_commands\_apply*, *RNA.commands\_free*

**RNA.file\_connect\_read\_record**(*fp, remainder, options=0*)

**RNA.file\_fasta\_read**(*FILE \*file, unsigned int options=0*) → int

Get a (fasta) data set from a file or stdin.

This function may be used to obtain complete datasets from a filehandle or stdin. A dataset is always defined to contain at least a sequence. If data starts with a fasta header, i.e. a line like

>some header info then *RNA.file\_fasta\_read\_record()* will assume that the sequence that follows

the header may span over several lines. To disable this behavior and to assign a single line to the argument 'sequence' one can pass *RNA.INPUT\_NO\_SPAN* in the 'options' argument. If no fasta header is read in the beginning of a data block, a sequence must not span over multiple lines!

Unless the options *RNA.INPUT\_NOSKIP\_COMMENTS* or *RNA.INPUT\_NOSKIP\_BLANK\_LINES* are passed, a sequence may be interrupted by lines starting with a comment character or empty lines.

A sequence is regarded as completely read if it was either assumed to not span over multiple lines, a secondary structure or structure constraint follows the sequence on the next line, or a new header marks the beginning of a new sequence...

All lines following the sequence (this includes comments) that do not initiate a new dataset according to the above definition are available through the line-array 'rest'. Here one can usually find the structure constraint or other information belonging to the current dataset. Filling of 'rest' may be prevented by passing *RNA.INPUT\_NO\_REST* to the options argument.

The main purpose of this function is to be able to easily parse blocks of data in the header of a loop where all calculations for the appropriate data is done inside the loop. The loop may be then left on certain return values, e.g.:

In the example above, the while loop will be terminated when `RNA.file_fasta_read_record()` returns either an error, EOF, or a user initiated quit request.

As long as data is read from stdin (we are passing NULL as the file pointer), the id is printed if it is available for the current block of data. The sequence will be printed in any case and if some more lines belong to the current block of data each line will be printed as well.

#### Parameters

- **header** (`char **`) – A pointer which will be set such that it points to the header of the record
- **sequence** (`char **`) – A pointer which will be set such that it points to the sequence of the record
- **rest** (`char ***`) – A pointer which will be set such that it points to an array of lines which also belong to the record
- **file** (`FILE *`) – A file handle to read from (if NULL, this function reads from stdin)
- **options** (`unsigned int`) – Some options which may be passed to alter the behavior of the function, use 0 for no options

#### Returns

A flag with information about what the function actually did read

#### Return type

`unsigned int`

---

#### Note:

#### This function will exit any program with an error message if no sequence could be read!

This function is NOT threadsafe! It uses a global variable to store information about the next data block. Do not forget to free the memory occupied by header, sequence and rest!

---

`RNA.file_msa_detect_format(std::string filename, unsigned int options=) → unsigned int`

Detect the format of a multiple sequence alignment file.

This function attempts to determine the format of a file that supposedly contains a multiple sequence alignment (MSA). This is useful in cases where a MSA file contains more than a single record and therefore `RNA.file_msa_read()` can not be applied, since it only retrieves the first. Here, one can try to guess the correct file format using this function and then loop over the file, record by record using one of the low-level record retrieval functions for the corresponding MSA file format.

#### SWIG Wrapper Notes

This function exists as an overloaded version where the *options* parameter may be omitted! In that case, the *options* parameter defaults to `RNA.FILE_FORMAT_MSA_DEFAULT`.

#### Parameters

- **filename** (`string`) – The name of input file that contains the alignment
- **options** (`unsigned int`) – Options to manipulate the behavior of this function

#### Returns

The MSA file format, or `RNA.FILE_FORMAT_MSA_UNKNOWN`

#### Return type

`unsigned int`

**See also:**

[RNA.file\\_msa\\_read](#), [RNA.file\\_stockholm\\_read\\_record](#), [RNA.file\\_clustal\\_read\\_record](#),  
[RNA.file\\_fasta\\_read\\_record](#)

---

**Note:** This function parses the entire first record within the specified file. As a result, it returns `RNA.FILE_FORMAT_MSA_UNKNOWN` not only if it can't detect the file's format, but also in cases where the file doesn't contain sequences!

---

`RNA.file_msa_read(std::string filename, unsigned int options=) → int`

Read a multiple sequence alignment from file.

This function reads the (first) multiple sequence alignment from an input file. The read alignment is split into the sequence id/name part and the actual sequence information and stored in memory as arrays of ids/names and sequences. If the alignment file format allows for additional information, such as an ID of the entire alignment or consensus structure information, this data is retrieved as well and made available. The *options* parameter allows to specify the set of alignment file formats that should be used to retrieve the data. If 0 is passed as option, the list of alignment file formats defaults to `RNA.FILE_FORMAT_MSA_DEFAULT`.

Currently, the list of parsable multiple sequence alignment file formats consists of:

- ClustalW format
- Stockholm 1.0 format
- FASTA (Pearson) format
- MAF format

**SWIG Wrapper Notes**

In the target scripting language, only the first and last argument, *filename* and *options*, are passed to the corresponding function. The other arguments, which serve as output in the C-library, are available as additional return values. Hence, a function call in python may look like this:

**Parameters**

- **filename** (string) – The name of input file that contains the alignment
- **names** (char \*\*\*) – An address to the pointer where sequence identifiers should be written to
- **aln** (char \*\*\*) – An address to the pointer where aligned sequences should be written to
- **id** (char \*\*) – An address to the pointer where the alignment ID should be written to (Maybe NULL)
- **structure** (char \*\*) – An address to the pointer where consensus structure information should be written to (Maybe NULL)
- **options** (unsigned int) – Options to manipulate the behavior of this function

**Returns**

The number of sequences in the alignment, or -1 if no alignment record could be found

**Return type**

int

**See also:**

[RNA.file\\_msa\\_read\\_record](#), [RNA.FILE\\_FORMAT\\_MSA\\_CLUSTAL](#), [RNA.FILE\\_FORMAT\\_MSA\\_STOCKHOLM](#),  
[RNA.FILE\\_FORMAT\\_MSA\\_FASTA](#), [RNA.FILE\\_FORMAT\\_MSA\\_MAF](#),  
[RNA.FILE\\_FORMAT\\_MSA\\_DEFAULT](#), [RNA.FILE\\_FORMAT\\_MSA\\_NOCHECK](#)



---

**Note:** After successfully reading an alignment, this function performs a validation of the data that includes uniqueness of the sequence identifiers, and equal sequence lengths. This check can be deactivated by passing `RNA.FILE_FORMAT_MSA_NOCHECK` in the *options* parameter.

It is the users responsibility to free any memory occupied by the output arguments *names*, *aln*, *id*, and *structure* after calling this function. The function automatically sets the latter two arguments to `NULL` in case no corresponding data could be retrieved from the input alignment.

After successfully reading the first record, the variable *num\_seq* contains the number of sequences in the alignment (the actual return value of the C-function), while the variables *names*, *aln*, *id*, and *structure* are lists of the sequence names and aligned sequences, as well as strings holding the alignment ID and the structure as stated in the *SS\_cons* line, respectively. Note, the last two return values may be empty strings in case the alignment does not provide the required data.

This function exists as an overloaded version where the *options* parameter may be omitted! In that case, the *options* parameter defaults to `RNA.FILE_FORMAT_MSA_STOCKHOLM`.

---

`RNA.file_msa_read_record(FILE *filehandle, unsigned int options=) → int`

Read a multiple sequence alignment from file handle.

Similar to `RNA.file_msa_read()`, this function reads a multiple sequence alignment from an input file handle. Since using a file handle, this function is not limited to the first alignment record, but allows for looping over all alignments within the input.

The read alignment is split into the sequence id/name part and the actual sequence information and stored in memory as arrays of ids/names and sequences. If the alignment file format allows for additional information, such as an ID of the entire alignment or consensus structure information, this data is retrieved as well and made available. The *options* parameter allows to specify the alignment file format used to retrieve the data. A single format must be specified here, see `RNA.file_msa_detect_format()` for helping to determine the correct MSA file format.

Currently, the list of parsable multiple sequence alignment file formats consists of:

- ClustalW format
- Stockholm 1.0 format
- FASTA (Pearson) format
- MAF format

### SWIG Wrapper Notes

In the target scripting language, only the first and last argument, *fp* and *options*, are passed to the corresponding function. The other arguments, which serve as output in the C-library, are available as additional return values. Hence, a function call in python may look like this:

#### Parameters

- **fp** (`FILE *`) – The file pointer the data will be retrieved from
- **names** (`char ***`) – An address to the pointer where sequence identifiers should be written to
- **aln** (`char ***`) – An address to the pointer where aligned sequences should be written to
- **id** (`char **`) – An address to the pointer where the alignment ID should be written to (Maybe `NULL`)
- **structure** (`char **`) – An address to the pointer where consensus structure information should be written to (Maybe `NULL`)
- **options** (`unsigned int`) – Options to manipulate the behavior of this function

**Returns**

The number of sequences in the alignment, or -1 if no alignment record could be found

**Return type**

int

**See also:**

[RNA.file\\_msa\\_read](#), [RNA.file\\_msa\\_detect\\_format](#), `RNA.FILE_FORMAT_MSA_CLUSTAL`, `RNA.FILE_FORMAT_MSA_STOCKHOLM`, `RNA.FILE_FORMAT_MSA_FASTA`, `RNA.FILE_FORMAT_MSA_MAF`, `RNA.FILE_FORMAT_MSA_DEFAULT`, `RNA.FILE_FORMAT_MSA_NOCHECK`

---

**Note:** After successfully reading an alignment, this function performs a validation of the data that includes uniqueness of the sequence identifiers, and equal sequence lengths. This check can be deactivated by passing `RNA.FILE_FORMAT_MSA_NOCHECK` in the *options* parameter.

It is the users responsibility to free any memory occupied by the output arguments *names*, *aln*, *id*, and *structure* after calling this function. The function automatically sets the latter two arguments to `NULL` in case no corresponding data could be retrieved from the input alignment.

After successfully reading the first record, the variable *num\_seq* contains the number of sequences in the alignment (the actual return value of the C-function), while the variables *names*, *aln*, *id*, and *structure* are lists of the sequence names and aligned sequences, as well as strings holding the alignment ID and the structure as stated in the *SS\_cons* line, respectively. Note, the last two return values may be empty strings in case the alignment does not provide the required data.

This function exists as an overloaded version where the *options* parameter may be omitted! In that case, the *options* parameter defaults to `RNA.FILE_FORMAT_MSA_STOCKHOLM`.

---

```
RNA.file_msa_write(std::string filename, StringVector names, StringVector alignment, std::string id="",
                  std::string structure="", std::string source="", unsigned int op-
                  tions=VRNA_FILE_FORMAT_MSA_STOCKHOLM|VRNA_FILE_FORMAT_MSA_APPEND)
    → int
```

Write multiple sequence alignment file.

**SWIG Wrapper Notes**

In the target scripting language, this function exists as a set of overloaded versions, where the last four parameters may be omitted. If the *options* parameter is missing the options default to `(RNA.FILE_FORMAT_MSA_STOCKHOLM | RNA.FILE_FORMAT_MSA_APPEND)`.

**Parameters**

- **filename** (string) – The output filename
- **names** (const char \*\*) – The array of sequence names / identifies
- **aln** (const char \*\*) – The array of aligned sequences
- **id** (string) – An optional ID for the alignment
- **structure** (string) – An optional consensus structure
- **source** (string) – A string describing the source of the alignment
- **options** (unsigned int) – Options to manipulate the behavior of this function

**Returns**

Non-null upon successfully writing the alignment to file

**Return type**

int

**See also:**

RNA.FILE\_FORMAT\_MSA\_STOCKHOLM, RNA.FILE\_FORMAT\_MSA\_APPEND, RNA.FILE\_FORMAT\_MSA\_MIS

---

**Note:** Currently, we only support Stockholm 1.0 format output

---

RNA.**filename\_sanitize**(\*args)

Sanitize a file name.

Returns a new file name where all invalid characters are substituted by a replacement character. If no replacement character is supplied, invalid characters are simply removed from the filename. File names may also never exceed a length of 255 characters. Longer file names will undergo a ‘smart’ truncation process, where the filenames suffix, i.e. everything after the last dot ‘.’, is attempted to be kept intact. Hence, only the filename part before the suffix is reduced in such a way that the total filename complies to the length restriction of 255 characters. If no suffix is present or the suffix itself already exceeds the maximum length, the filename is simply truncated from the back of the string.

For now we consider the following characters invalid:

- backslash ‘\’
- slash ‘/’
- question mark ‘?’
- percent sign ‘%’
- asterisk ‘\*’
- colon ‘:’
- pipe symbol ‘|’
- double quote ‘”’
- triangular brackets ‘<’ and ‘>’

Furthermore, the (resulting) file name must not be a reserved file name, such as:

- ‘.’
- ‘..’

**Parameters**

- **name** (string) – The input file name
- **replacement** (string) – The replacement character, or NULL

**Returns**

The sanitized file name, or NULL

**Return type**

string

---

**Note:** This function allocates a new block of memory for the sanitized string. It also may return (a) NULL if the input is pointing to NULL, or (b) an empty string if the input only consists of invalid characters which are simply removed!

---

RNA.**find\_saddle**(seq, s1, s2, width)

Find energy of a saddle point between 2 structures (search only direct path)

Deprecated since version 2.6.3: Use RNA.path\_findpath\_saddle() instead!

**Parameters**

- **seq** (string) – RNA sequence
- **s1** (string) – A pointer to the character array where the first secondary structure in dot-bracket notation will be written to
- **s2** (string) – A pointer to the character array where the second secondary structure in dot-bracket notation will be written to
- **width** (int) – integer how many structures are being kept during the search

**Returns**

the saddle energy in 10cal/mol

**Return type**

int

**class** RNA.**floatArray**(*nelements*)

Bases: object

**cast**()

**static frompointer**(*t*)

**property thisown**

The membership flag

RNA.**floatArray\_frompointer**(*t*)

RNA.**floatP\_getitem**(*ary, index*)

RNA.**floatP\_setitem**(*ary, index, value*)

RNA.**fold**(*string*) -> (*structure, mfe*)**fold**(*string*) -> (*structure, mfe*)

Compute Minimum Free Energy (MFE), and a corresponding secondary structure for an RNA sequence.

This simplified interface to RNA.fold\_compound.mfe() computes the MFE and, if required, a secondary structure for an RNA sequence using default options. Memory required for dynamic programming (DP) matrices will be allocated and free'd on-the-fly. Hence, after return of this function, the recursively filled matrices are not available any more for any post-processing, e.g. suboptimal backtracking, etc.

**Parameters**

- **sequence** (string) – RNA sequence
- **structure** (string) – A pointer to the character array where the secondary structure in dot-bracket notation will be written to

**Returns**

the minimum free energy (MFE) in kcal/mol

**Return type**

float

**See also:**

[RNA.circfold](#), [RNA.fold\\_compound.mfe](#)

---

**Note:** In case you want to use the filled DP matrices for any subsequent post-processing step, or you require other conditions than specified by the default model details, use RNA.fold\_compound.mfe(), and the data structure RNA.fold\_compound() instead.

---

**class** RNA.**fold\_compound**(\*args)

Bases: object

The most basic data structure required by many functions throughout the RNAlib.

---

**Note:** Please read the documentation of this data structure carefully! Some attributes are only available for specific types this data structure can adopt.

---

**Warning:** Reading/Writing from/to attributes that are not within the scope of the current type usually result in undefined behavior!

**See also:**

RNA.fold\_compound().type, RNA.fold\_compound(), RNA.fold\_compound\_comparative(),  
 RNA.fold\_compound\_free(), RNA.FC\_TYPE\_SINGLE, RNA.FC\_TYPE\_COMPARATIVE

**SWIG Wrapper Notes**

This data structure is wrapped as an object **fold\_compound** with several related functions attached as methods.

A new **fold\_compound** can be obtained by calling one of its constructors:

- *fold\_compound(seq)*– Initialize with a single sequence, or two concatenated sequences separated by an ampersand character ‘&’ (for cofolding)
- *fold\_compound(aln)*– Initialize with a sequence alignment *aln* stored as a list of sequences (with gap characters)

The resulting object has a list of attached methods which in most cases directly correspond to functions that mainly operate on the corresponding *C* data structure:

- *type()*– Get the type of the *fold\_compound* (See *RNA.fc\_type*)
- *length()*– Get the length of the sequence(s) or alignment stored within the *fold\_compound*

**type**

The type of the *RNA.fold\_compound()*.

Currently possible values are *RNA.FC\_TYPE\_SINGLE*, and *RNA.FC\_TYPE\_COMPARATIVE*

**Warning:** Do not edit this attribute, it will be automatically set by the corresponding *get()* methods for the *RNA.fold\_compound()*. The value specified in this attribute dictates the set of other attributes to use within this data structure.

**Type**

`const vrna_fc_type_e`

**length**

The length of the sequence (or sequence alignment)

**Type**

`unsigned int`

**cutpoint**

The position of the (cofold) cutpoint within the provided sequence. If there is no cutpoint, this field will be set to -1.

**Type**

`int`

**strand\_number**

The strand number a particular nucleotide is associated with.

**Type**

`list-like(unsigned int)`

**strand\_order**

The strand order, i.e. permutation of current concatenated sequence.

**Type**

list-like(unsigned int)

**strand\_order\_uniq**

The strand order array where identical sequences have the same ID.

**Type**

list-like(unsigned int)

**strand\_start**

The start position of a particular strand within the current concatenated sequence.

**Type**

list-like(unsigned int)

**strand\_end**

The end (last) position of a particular strand within the current concatenated sequence.

**Type**

list-like(unsigned int)

**strands**

Number of interacting strands.

**Type**

unsigned int

**nucleotides**

Set of nucleotide sequences.

**Type**

vrna\_seq\_t \*

**alignment**

Set of alignments.

**Type**

vrna\_msa\_t \*

**hc**

The hard constraints data structure used for structure prediction.

**Type**

vrna\_hc\_t \*

**matrices**

The MFE DP matrices.

**Type**

vrna\_mx\_mfe\_t \*

**exp\_matrices**

The PF DP matrices

**Type**

vrna\_mx\_pf\_t \*

**params**

The precomputed free energy contributions for each type of loop.

**Type**

*param*

**exp\_params**

The precomputed free energy contributions as Boltzmann factors

**Type**

*exp\_param*

**iindx**

DP matrix accessor

**Type**

int \*

**jindx**

DP matrix accessor

**Type**

int \*

**stat\_cb**

Recursion status callback (usually called just before, and after recursive computations in the library).

**See also:**

*RNA.recursion\_status*, *RNA.fold\_compound.add\_callback*

**Type**

*vrna\_recursion\_status\_f*

**auxdata**

A pointer to auxiliary, user-defined data.

**See also:**

*RNA.fold\_compound.add\_auxdata*, *RNA.fold\_compound*

**Type**

void \*

**free\_auxdata**

A callback to free auxiliary user data whenever the *fold\_compound* itself is free'd.

**See also:**

*RNA.fold\_compound*, *RNA.auxdata\_free*

**Type**

*vrna\_auxdata\_free\_f*

**domains\_struct**

Additional structured domains.

**Type**

*vrna\_sd\_t* \*

**domains\_up**

Additional unstructured domains.

**Type**

*vrna\_ud\_t* \*

**aux\_grammar**

Additional decomposition grammar rules.

**Type**

*vrna\_gr\_aux\_t* \*

**sequence**

The input sequence string.

**Warning:** Only available if  
type==RNA.FC\_TYPE\_SINGLE

**Type**  
string

**sequence\_encoding**

Numerical encoding of the input sequence.

**See also:**

RNA.sequence\_encode

**Warning:** Only available if  
type==RNA.FC\_TYPE\_SINGLE

**Type**  
list-like(int)

**encoding5**

**Type**  
list-like(int)

**encoding3**

**Type**  
list-like(int)

**sequence\_encoding2**

**Type**  
list-like(int)

**ptype**

Pair type array.

Contains the numerical encoding of the pair type for each pair (i,j) used in MFE, Partition function and Evaluation computations.

---

**Note:** This array is always indexed via jindx, in contrast to previously different indexing between mfe and pf variants!

---

**Warning:** Only available if  
type==RNA.FC\_TYPE\_SINGLE

**See also:**

RNA.idx\_col\_wise, RNA.ptypes

**Type**  
string



**ptype\_pf\_compat**

ptype array indexed via iindx

Deprecated since version 2.6.3: This attribute will vanish in the future! It's meant for backward compatibility only!

**Warning:** Only available if  
type==RNA.FC\_TYPE\_SINGLE

**Type**  
string

**sc**

The soft constraints for usage in structure prediction and evaluation.

**Warning:** Only available if  
type==RNA.FC\_TYPE\_SINGLE

**Type**  
vrna\_sc\_t \*

**sequences**

The aligned sequences.

---

**Note:** The end of the alignment is indicated by a NULL pointer in the second dimension

---

**Warning:** Only available if  
type==RNA.FC\_TYPE\_COMPARATIVE

**Type**  
char \*\*

**n\_seq**

The number of sequences in the alignment.

**Warning:** Only available if  
type==RNA.FC\_TYPE\_COMPARATIVE

**Type**  
unsigned int

**cons\_seq**

The consensus sequence of the aligned sequences.

**Warning:** Only available if  
type==RNA.FC\_TYPE\_COMPARATIVE

**Type**  
string

**S\_cons**

Numerical encoding of the consensus sequence.

**Warning:** Only available if  
type==RNA.FC\_TYPE\_COMPARATIVE

**Type**  
list-like(int)

**S**

Numerical encoding of the sequences in the alignment.

**Warning:** Only available if  
type==RNA.FC\_TYPE\_COMPARATIVE

**Type**  
short \*\*

**S5**

S5[s][i] holds next base 5' of i in sequence s.

**Warning:** Only available if  
type==RNA.FC\_TYPE\_COMPARATIVE

**Type**  
short \*\*

**S3**

S3[s][i] holds next base 3' of i in sequence s.

**Warning:** Only available if  
type==RNA.FC\_TYPE\_COMPARATIVE

**Type**  
short \*\*

**Ss**

**Type**  
char \*\*

**a2s**

**Type**  
list-like(list-like(unsigned int))

**pscore**

Precomputed array of pair types expressed as pairing scores.

**Warning:** Only available if  
type==RNA.FC\_TYPE\_COMPARATIVE

**Type**  
int \*

**pscore\_local**

Precomputed array of pair types expressed as pairing scores.

**Warning:** Only available if  
type==RNA.FC\_TYPE\_COMPARATIVE

**Type**  
int \*\*

**pscore\_pf\_compat**

Precomputed array of pair types expressed as pairing scores indexed via iindx.

Deprecated since version 2.6.3: This attribute will vanish in the future!

**Warning:** Only available if  
type==RNA.FC\_TYPE\_COMPARATIVE

**Type**  
list-like(int)

**scs**

A set of soft constraints (for each sequence in the alignment)

**Warning:** Only available if  
type==RNA.FC\_TYPE\_COMPARATIVE

**Type**  
vrna\_sc\_t \*\*

**oldAliEn**

**Type**  
int

**maxD1**

Maximum allowed base pair distance to first reference.

**Type**  
unsigned int

**maxD2**

Maximum allowed base pair distance to second reference.

**Type**

unsigned int

**reference\_pt1**

A pairtable of the first reference structure.

**Type**

list-like(int)

**reference\_pt2**

A pairtable of the second reference structure.

**Type**

list-like(int)

**referenceBPs1**

Matrix containing number of basepairs of reference structure1 in interval [i,j].

**Type**

list-like(unsigned int)

**referenceBPs2**

Matrix containing number of basepairs of reference structure2 in interval [i,j].

**Type**

list-like(unsigned int)

**bpdist**

Matrix containing base pair distance of reference structure 1 and 2 on interval [i,j].

**Type**

list-like(unsigned int)

**mm1**

Maximum matching matrix, reference struct 1 disallowed.

**Type**

list-like(unsigned int)

**mm2**

Maximum matching matrix, reference struct 2 disallowed.

**Type**

list-like(unsigned int)

**window\_size**

window size for local folding sliding window approach

**Type**

int

**pptype\_local**

Pair type array (for local folding)

**Type**

char \*\*

**zscore\_data**

Data structure with settings for z-score computations.

**Type**

vrna\_zsc\_dat\_t

@17

**Type**

union vrna\_fc\_s::@16

**C++ includes****Type**

ViennaRNA/fold\_compound.h

**E\_ext\_hp\_loop(*i, j*)**

Evaluate the free energy of an exterior hairpin loop and consider possible hard constraints.

---

**Note:** This function is polymorphic! The provided RNA.fold\_compound() may be of type RNA.FC\_TYPE\_SINGLE or RNA.FC\_TYPE\_COMPARATIVE

---

**E\_ext\_int\_loop(*i, j*)****E\_hp\_loop(*i, j*)**

Evaluate the free energy of a hairpin loop and consider hard constraints if they apply.

This function evaluates the free energy of a hairpin loop

In case the base pair is not allowed due to a constraint conflict, this function returns INF.

**Parameters**

- **i** (int) – The 5' nucleotide of the base pair (3' to evaluate the pair as exterior hairpin loop)
- **j** (int) – The 3' nucleotide of the base pair (5' to evaluate the pair as exterior hairpin loop)

**Returns**

The free energy of the hairpin loop in 10cal/mol

**Return type**

int

---

**Note:** This function is polymorphic! The provided RNA.fold\_compound() may be of type RNA.FC\_TYPE\_SINGLE or RNA.FC\_TYPE\_COMPARATIVE

---

**E\_int\_loop(*i, j*)****E\_stack(*i, j*)****MEA**(fold\_compound self) → char**MEA**(fold\_compound self, double gamma) → char \*

Compute a MEA (maximum expected accuracy) structure.

The algorithm maximizes the expected accuracy

$$A(S) = \sum_{(i,j) \in S} 2\gamma p_{ij} + \sum_{i \notin S} p_i^u$$

Higher values of  $\gamma$  result in more base pairs of lower probability and thus higher sensitivity. Low values of  $\gamma$  result in structures containing only highly likely pairs (high specificity). The code of the MEA function also demonstrates the use of sparse dynamic programming scheme to reduce the time and memory complexity of folding.

**Precondition**RNA.fold\_compound.pf() must be executed on input parameter *fc*

**SWIG Wrapper Notes**

This function is attached as overloaded method **\*\*MEA\*\***(gamma = 1.) to objects of type *fold\_compound*. Note, that it returns the MEA structure and MEA value as a tuple (MEA\_structure, MEA)

**Parameters**

- **gamma** (double) – The weighting factor for base pairs vs. unpaired nucleotides
- **mea** (list-like(double)) – A pointer to a variable where the MEA value will be written to

**Returns**

An MEA structure (or NULL on any error)

**Return type**

string

**add\_auxdata**(*fold\_compound self*, *PyObject \* data*, *PyObject \* PyFuncOrNone=Py\_None*) → *PyObject \**

Add auxiliary data to the RNA.fold\_compound().

This function allows one to bind arbitrary data to a RNA.fold\_compound() which may later on be used by one of the callback functions, e.g. RNA.recursion\_status(). To allow for proper cleanup of the memory occupied by this auxiliary data, the user may also provide a pointer to a cleanup function that free's the corresponding memory. This function will be called automatically when the RNA.fold\_compound() is free'd with RNA.fold\_compound\_free().

**Parameters**

- **data** (void \*) – A pointer to an arbitrary data structure
- **f** (RNA.auxdata\_free) – A pointer to function that free's memory occupied by the arbitrary data (May be NULL)

**See also:**

RNA.auxdata\_free

---

**Note:** Before attaching the arbitrary data pointer, this function will call the RNA.auxdata\_free() on any pre-existing data that is already attached.

---

**add\_callback**(*fold\_compound self*, *PyObject \* PyFunc*) → *PyObject \**

Add a recursion status callback to the RNA.fold\_compound().

Binding a recursion status callback function to a RNA.fold\_compound() allows one to perform arbitrary operations just before, or after an actual recursive computations, e.g. MFE prediction, is performed by the RNAlib. The callback function will be provided with a pointer to its RNA.fold\_compound(), and a status message. Hence, it has complete access to all variables that influence the recursive computations.

**Parameters**

**f** (RNA.recursion\_status) – The pointer to the recursion status callback function

**See also:**

RNA.recursion\_status, [RNA.fold\\_compound](#), RNA.STATUS\_MFE\_PRE, RNA.STATUS\_MFE\_POST, RNA.STATUS\_PF\_PRE, RNA.STATUS\_PF\_POST

**backtrack**(*fold\_compound self*, *unsigned int length*) → *char*

**backtrack**(*fold\_compound self*) → *char \**

Backtrack an MFE (sub)structure.

This function allows one to backtrack the MFE structure for a (sub)sequence

**Precondition**

Requires pre-filled MFE dynamic programming matrices, i.e. one has to call

**RNA.fold\_compound.mfe() prior to**

calling this function

**SWIG Wrapper Notes**

This function is attached as overloaded method **backtrack()** to objects of type *fold\_compound* with default parameter *length* equal to the total length of the RNA.

**Parameters**

- **length** (unsigned int) – The length of the subsequence, starting from the 5' end
- **structure** (string) – A pointer to the character array where the secondary structure in dot-bracket notation will be written to. (Must have size of at least \$p length + 1)

**Returns**

The minimum free energy (MFE) for the specified *length* in kcal/mol and a corresponding secondary structure in dot-bracket notation (stored in *structure*)

**Return type**

float

**See also:**

[RNA.fold\\_compound.mfe](#), [RNA.fold\\_compound.pbacktrack5](#)

---

**Note:** On error, the function returns INF / 100. and stores the empty string in *structure*.

---

**bpp()**

**centroid**(*fold\_compound self*) → char \*

Get the centroid structure of the ensemble.

The centroid is the structure with the minimal average distance to all other structures  $\langle d(S) \rangle = \sum_{(i,j) \in S} (1 - p_{ij}) + \sum_{(i,j) \notin S} p_{ij}$ . Thus, the centroid is simply the structure containing all pairs with  $p_{ij} > 0.5$ . The distance of the centroid to the ensemble is written to the memory addressed by *dist*.

**Parameters**

**dist** (list-like(double)) – A pointer to the distance variable where the centroid distance will be written to

**Returns**

The centroid structure of the ensemble in dot-bracket notation (*NULL* on error)

**Return type**

string

**commands\_apply**(*fold\_compound self, cmd commands, unsigned int options=*) → int

Apply a list of commands to a RNA.fold\_compound().

**Parameters**

- **commands** (*RNA.cmd()*) – The commands to apply
- **options** (unsigned int) – Options to limit the type of commands read from the file

**Returns**

The number of commands successfully applied

**Return type**

int

**constraints\_add**(*fold\_compound self, char const \* constraint, unsigned int options*⇒)

Add constraints to a `RNA.fold_compound()` data structure.

Use this function to add/update the hard/soft constraints. The function allows for passing a string ‘constraint’ that can either be a filename that points to a constraints definition file or it may be a pseudo dot-bracket notation indicating hard constraints. For the latter, the user has to pass the `RNA.CONSTRAINT_DB` option. Also, the user has to specify, which characters are allowed to be interpreted as constraints by passing the corresponding options via the third parameter.

The following is an example for adding hard constraints given in pseudo dot-bracket notation. Here, *fc* is the `RNA.fold_compound()` object, *structure* is a char array with the hard constraint in dot-bracket notation, and *enforceConstraints* is a flag indicating whether or not constraints for base pairs should be enforced instead of just doing a removal of base pair that conflict with the constraint.

In contrast to the above, constraints may also be read from file:

#### Parameters

- **constraint** (string) – A string with either the filename of the constraint definitions or a pseudo dot-bracket notation of the hard constraint. May be NULL.
- **options** (unsigned int) – The option flags

See also:

`RNA.fold_compound.hc_add_from_db`, `RNA.fold_compound.hc_add_up`, `RNA.hc_add_up_batch`, `RNA.hc_add_bp_unspecific`, `RNA.fold_compound.hc_add_bp`, `RNA.fold_compound.hc_init`, `RNA.fold_compound.sc_set_up`, `RNA.fold_compound.sc_set_bp`, `RNA.fold_compound.sc_add_SHAPE_deigan`, `RNA.fold_compound.sc_add_SHAPE_zarringhalam`, `RNA.hc_free`, `RNA.sc_free`, `RNA.CONSTRAINT_DB`, `RNA.CONSTRAINT_DB_DEFAULT`, `RNA.CONSTRAINT_DB_PIPE`, `RNA.CONSTRAINT_DB_DOT`, `RNA.CONSTRAINT_DB_X`, `RNA.CONSTRAINT_DB_ANG_BRACK`, `RNA.CONSTRAINT_DB_RND_BRACK`, `RNA.CONSTRAINT_DB_INTRAMOL`, `RNA.CONSTRAINT_DB_INTERMOL`, `RNA.CONSTRAINT_DB_GQUAD`

**db\_from\_probs**()

**ensemble\_defect**(\*args)

Compute the Ensemble Defect for a given target structure.

This is a wrapper around `RNA.ensemble_defect_pt()`. Given a target structure *s*, compute the average dissimilarity of a randomly drawn structure from the ensemble, i.e.:

$$ED(s) = 1 - \frac{1}{n} \sum_{ij, (i,j) \in s} p_{ij} - \frac{1}{n} \sum_i (1 - s_i) q_i$$

with sequence length *n*, the probability  $p_{ij}$  of a base pair  $(i, j)$ , the probability  $q_i = 1 - \sum_j p_{ij}$  of nucleotide *i* being unpaired, and the indicator variable  $s_i = 1$  if  $\exists (i, j) \in s$ , and  $s_i = 0$  otherwise.

#### Precondition

The `RNA.fold_compound()` input parameter *fc* must contain a valid base pair probability matrix. This means that partition function and base pair probabilities must have been computed using *fc* before execution of this function!

#### SWIG Wrapper Notes

This function is attached as method `ensemble_defect()` to objects of type `fold_compound`. Note that the SWIG wrapper takes a structure in dot-bracket notation and converts it into a pair table using `RNA.ptable_from_string()`. The resulting pair table is then internally passed to `RNA.ensemble_defect_pt()`. To control which kind of matching brackets will be used during conversion, the optional argument *options* can be used. See also the description of `RNA.ptable_from_string()` for available options. (default: `RNA.BRACKETS_RND`).

#### Parameters

**structure** (string) – A target structure in dot-bracket notation



**Returns**

The ensemble defect with respect to the target structure, or -1. upon failure, e.g. pre-conditions are not met

**Return type**

double

**See also:**

[RNA.fold\\_compound.pf](#), [RNA.pairing\\_probs](#), [RNA.ensemble\\_defect\\_pt](#)

**eval\_covar\_structure**(*structure*)

Calculate the pseudo energy derived by the covariance scores of a set of aligned sequences.

Consensus structure prediction is driven by covariance scores of base pairs in rows of the provided alignment. This function allows one to retrieve the total amount of this covariance pseudo energy scores. The `RNA.fold_compound()` does not need to contain any DP matrices, but requires all most basic init values as one would get from a call like this:

**SWIG Wrapper Notes**

This function is attached as method `eval_covar_structure()` to objects of type `fold_compound`

**Parameters**

**structure** (string) – Secondary (consensus) structure in dot-bracket notation

**Returns**

The covariance pseudo energy score of the input structure given the input sequence alignment in kcal/mol

**Return type**

float

**See also:**

[RNA.fold\\_compound\\_comparative](#), [RNA.fold\\_compound.eval\\_structure](#)

---

**Note:** Accepts `RNA.fold_compound()` of type `RNA.FC_TYPE_COMPARATIVE` only!

---

**eval\_ext\_hp\_loop**(*i, j*)

Evaluate free energy of an exterior hairpin loop.

**eval\_ext\_stem**(*i, j*)

Evaluate the free energy of a base pair in the exterior loop.

Evaluate the free energy of a base pair connecting two nucleotides in the exterior loop and take hard constraints into account.

Typically, this is simply dangling end contributions of the adjacent nucleotides, potentially a terminal A-U mismatch penalty, and maybe some generic soft constraint contribution for that decomposition.

**Parameters**

- **i** (int) – 5' position of the base pair
- **j** (int) – 3' position of the base pair

**Returns**

Free energy contribution that arises when this pair is formed in the exterior loop

**Return type**

int

---

**Note:** For dangles == 1 || 3 this function also evaluates the three additional pairs (i + 1, j), (i, j - 1), and (i + 1, j - 1) and returns the minimum for all four possibilities in total.

---

**eval\_hp\_loop**(*fold\_compound self, int i, int j*) → int

Evaluate free energy of a hairpin loop.

**SWIG Wrapper Notes**

This function is attached as method **eval\_hp\_loop()** to objects of type *fold\_compound*

**Parameters**

- **i** (int) – 5'-position of the base pair
- **j** (int) – 3'-position of the base pair

**Returns**

Free energy of the hairpin loop closed by (i, j) in deka-kal/mol

**Return type**

int

---

**Note:** This function is polymorphic! The provided RNA.fold\_compound() may be of type RNA.FC\_TYPE\_SINGLE or RNA.FC\_TYPE\_COMPARATIVE

---

**eval\_int\_loop**(*fold\_compound self, int i, int j, int k, int l*) → int

Evaluate the free energy contribution of an interior loop with delimiting base pairs (i, j) and (k, l).

**SWIG Wrapper Notes**

This function is attached as method **eval\_int\_loop()** to objects of type *fold\_compound*

---

**Note:** This function is polymorphic, i.e. it accepts RNA.fold\_compound() of type RNA.FC\_TYPE\_SINGLE as well as RNA.FC\_TYPE\_COMPARATIVE

---

**eval\_loop\_pt**(\*args)

Calculate energy of a loop.

**SWIG Wrapper Notes**

This function is attached as method **eval\_loop\_pt()** to objects of type *fold\_compound*

**Parameters**

- **i** (int) – position of covering base pair
- **pt** (const short \*) – the pair table of the secondary structure

**Returns**

free energy of the loop in 10cal/mol

**Return type**

int

**eval\_move**(*structure, m1, m2*)

Calculate energy of a move (closing or opening of a base pair)

If the parameters m1 and m2 are negative, it is deletion (opening) of a base pair, otherwise it is insertion (opening).

**SWIG Wrapper Notes**

This function is attached as method **eval\_move()** to objects of type *fold\_compound*

**Parameters**

- **structure** (string) – secondary structure in dot-bracket notation
- **m1** (int) – first coordinate of base pair
- **m2** (int) – second coordinate of base pair

**Returns**

energy change of the move in kcal/mol (INF / 100. upon any error)

**Return type**

float

**See also:**

[RNA.fold\\_compound.eval\\_move\\_pt](#)

**eval\_move\_pt(\*args)**

Calculate energy of a move (closing or opening of a base pair)

If the parameters m1 and m2 are negative, it is deletion (opening) of a base pair, otherwise it is insertion (opening).

**SWIG Wrapper Notes**

This function is attached as method **eval\_move\_pt()** to objects of type *fold\_compound*

**Parameters**

- **pt** (list-like(int)) – the pair table of the secondary structure
- **m1** (int) – first coordinate of base pair
- **m2** (int) – second coordinate of base pair

**Returns**

energy change of the move in 10cal/mol

**Return type**

int

**See also:**

[RNA.fold\\_compound.eval\\_move](#)

**eval\_structure(structure)**

Calculate the free energy of an already folded RNA.

This function allows for energy evaluation of a given pair of structure and sequence (alignment). Model details, energy parameters, and possibly soft constraints are used as provided via the parameter 'fc'. The RNA.fold\_compound() does not need to contain any DP matrices, but requires all most basic init values as one would get from a call like this:

**SWIG Wrapper Notes**

This function is attached as method **eval\_structure()** to objects of type *fold\_compound*

**Parameters**

**structure** (string) – Secondary structure in dot-bracket notation

**Returns**

The free energy of the input structure given the input sequence in kcal/mol

**Return type**

float

**See also:**

*RNA.fold\_compound.eval\_structure\_pt*, *RNA.fold\_compound.eval\_structure\_verbose*,  
*RNA.fold\_compound.eval\_structure\_pt\_verbose*, *RNA.fold\_compound*, *RNA.fold\_compound.comparative*, *RNA.fold\_compound.eval\_covar\_structure*

---

**Note:** Accepts `RNA.fold_compound()` of type `RNA.FC_TYPE_SINGLE` and `RNA.FC_TYPE_COMPARATIVE`

---

**eval\_structure\_pt(\*args)**

Calculate the free energy of an already folded RNA.

This function allows for energy evaluation of a given sequence/structure pair where the structure is provided in pair\_table format as obtained from `RNA.ptable()`. Model details, energy parameters, and possibly soft constraints are used as provided via the parameter 'fc'. The `fold_compound` does not need to contain any DP matrices, but all the most basic init values as one would get from a call like this:

**SWIG Wrapper Notes**

This function is attached as method `eval_structure_pt()` to objects of type *fold\_compound*

**Parameters**

**pt** (const short \*) – Secondary structure as pair\_table

**Returns**

The free energy of the input structure given the input sequence in 10cal/mol

**Return type**

int

**See also:**

*RNA.ptable*, *RNA.fold\_compound.eval\_structure*, *RNA.fold\_compound.eval\_structure\_pt\_verbose*

**eval\_structure\_pt\_verbose(\*args)**

Calculate the free energy of an already folded RNA.

This function is a simplified version of `RNA.eval_structure_simple_v()` that uses the *default* verbosity level.

**SWIG Wrapper Notes**

This function is attached as method `eval_structure_pt_verbose()` to objects of type *fold\_compound*

**Parameters**

- **pt** (const short \*) – Secondary structure as pair\_table
- **file** (FILE \*) – A file handle where this function should print to (may be NULL).

**Returns**

The free energy of the input structure given the input sequence in 10cal/mol

**Return type**

int

**See also:**

*RNA.eval\_structure\_pt\_v*, *RNA.ptable*, *RNA.fold\_compound.eval\_structure\_pt*, *RNA.fold\_compound.eval\_structure\_verbose*

**eval\_structure\_verbose**(*structure*, *nullfile=None*)

Calculate the free energy of an already folded RNA and print contributions on a per-loop base.

This function is a simplified version of `RNA.eval_structure_v()` that uses the *default* verbosity level.

**SWIG Wrapper Notes**

This function is attached as method `eval_structure_verbose()` to objects of type *fold\_compound*

**Parameters**

- **structure** (string) – Secondary structure in dot-bracket notation
- **file** (FILE \*) – A file handle where this function should print to (may be NULL).

**Returns**

The free energy of the input structure given the input sequence in kcal/mol

**Return type**

float

**See also:**

[RNA.fold\\_compound.eval\\_structure\\_pt](#), [RNA.fold\\_compound.eval\\_structure\\_verbose](#),  
[RNA.fold\\_compound.eval\\_structure\\_pt\\_verbose](#)

**exp\_E\_ext\_stem**(*i*, *j*)

Evaluate a stem branching off the exterior loop (Boltzmann factor version)

Given a base pair (*i*, *j*) encoded by *type*, compute the energy contribution including dangling-end/terminal-mismatch contributions. Instead of returning the energy contribution per-se, this function returns the corresponding Boltzmann factor. If either of the adjacent nucleotides (*i* - 1) and (*j* + 1) must not contribute stacking energy, the corresponding encoding must be -1.

**Parameters**

- **type** (unsigned int) – The base pair encoding
- **n5d** (int) – The encoded nucleotide directly adjacent at the 5' side of the base pair (may be -1)
- **n3d** (int) – The encoded nucleotide directly adjacent at the 3' side of the base pair (may be -1)
- **p** (`RNA.exp_param()` \*) – The pre-computed energy parameters (Boltzmann factor version)

**Returns**

The Boltzmann weighted energy contribution of the introduced exterior-loop stem

**Return type**

double

**See also:**

[RNA.E\\_ext\\_stem](#)

**exp\_E\_hp\_loop**(*i*, *j*)

High-Level function for hairpin loop energy evaluation (partition function variant)

**See also:**

[RNA.fold\\_compound.E\\_hp\\_loop](#)

---

**Note:** This function is polymorphic! The provided `RNA.fold_compound()` may be of type `RNA.FC_TYPE_SINGLE` or `RNA.FC_TYPE_COMPARATIVE`

---

`exp_E_int_loop(i, j)`

`exp_E_interior_loop(i, j, k, l)`

property `exp_matrices`

property `exp_params`

`exp_params_rescale(*args)`

Rescale Boltzmann factors for partition function computations.

This function may be used to (automatically) rescale the Boltzmann factors used in partition function computations. Since partition functions over subsequences can easily become extremely large, the RNAlib internally rescales them to avoid numerical over- and/or underflow. Therefore, a proper scaling factor  $s$  needs to be chosen that in turn is then used to normalize the corresponding partition functions  $\hat{q}[i, j] = q[i, j]/s^{(j-i+1)}$ .

This function provides two ways to automatically adjust the scaling factor.

1. Automatic guess
2. Automatic adjustment according to MFE

Passing `NULL` as second parameter activates the *automatic guess mode*. Here, the scaling factor is recomputed according to a mean free energy of  $184.3 * length$  cal for random sequences. On the other hand, if the MFE for a sequence is known, it can be used to recompute a more robust scaling factor, since it represents the lowest free energy of the entire ensemble of structures, i.e. the highest Boltzmann factor. To activate this second mode of *automatic adjustment according to MFE*, a pointer to the MFE value needs to be passed as second argument. This value is then taken to compute the scaling factor as  $s = \exp((sfact * MFE)/kT/length)$ , where `sfact` is an additional scaling weight located in the `RNA.md()` data structure of `exp_params` in `fc`.

---

**Note:** This recomputation only takes place if the `pf_scale` attribute of the `exp_params` data structure contained in `fc` has a value below `1.0`.

The computed scaling factor  $s$  will be stored as `pf_scale` attribute of the `exp_params` data structure in `fc`.

### SWIG Wrapper Notes

This function is attached to `RNA.fc()` objects as overloaded `exp_params_rescale()` method.

When no parameter is passed to this method, the resulting action is the same as passing `NULL` as second parameter to `RNA.fold_compound.exp_params_rescale()`, i.e. default scaling of the partition function. Passing an energy in kcal/mol, e.g. as retrieved by a previous call to the `mfe()` method, instructs all subsequent calls to scale the partition function accordingly.

---

### Parameters

`mfe` (list-like(double)) – A pointer to the MFE (in kcal/mol) or `NULL`

### See also:

[RNA.fold\\_compound.exp\\_params\\_subst](#), [RNA.md](#), [RNA.exp\\_param](#), [RNA.fold\\_compound](#)

`exp_params_reset(md=None)`

Reset Boltzmann factors for partition function computations within a `RNA.fold_compound()` according to provided, or default model details.

This function allows one to rescale Boltzmann factors for subsequent partition function computations according to a set of model details, e.g. temperature values. To do so, the caller provides either a pointer to a set of model details to be used for rescaling, or `NULL` if global default setting should be used.

**SWIG Wrapper Notes**

This function is attached to RNA.fc() objects as overloaded **exp\_params\_reset()** method.

When no parameter is passed to this method, the resulting action is the same as passing *NULL* as second parameter to RNA.fold\_compound.exp\_params\_reset(), i.e. global default model settings are used. Passing an object of type RNA.md() resets the fold compound according to the specifications stored within the RNA.md() object.

**Parameters**

**md** (RNA.md() \*) – A pointer to the new model details (or NULL for reset to defaults)

**See also:**

*RNA.fold\_compound.params\_reset*, *RNA.fold\_compound.exp\_params\_subst*, *RNA.fold\_compound.exp\_params\_rescale*

**exp\_params\_subst**(*par*)

Update the energy parameters for subsequent partition function computations.

This function can be used to properly assign new energy parameters for partition function computations to a RNA.fold\_compound(). For this purpose, the data of the provided pointer *params* will be copied into *fc* and a recomputation of the partition function scaling factor is issued, if the *pf\_scale* attribute of *params* is less than 1.0.

Passing NULL as second argument leads to a reset of the energy parameters within *fc* to their default values

**SWIG Wrapper Notes**

This function is attached to RNA.fc() objects as overloaded **exp\_params\_subst()** method.

When no parameter is passed, the resulting action is the same as passing *NULL* as second parameter to RNA.fold\_compound.exp\_params\_subst(), i.e. resetting the parameters to the global defaults.

**Parameters**

**params** (RNA.exp\_param() \*) – A pointer to the new energy parameters

**See also:**

*RNA.fold\_compound.exp\_params\_reset*, *RNA.fold\_compound.exp\_params\_rescale*, *RNA.exp\_param*, *RNA.md*, *RNA.exp\_params*

**file\_commands\_apply**(*fold\_compound self*, *std::string filename*, *unsigned int options=*) → int

**property hc**

**hc\_add\_bp**(*fold\_compound self*, *int i*, *int j*, *unsigned int option=VRNA\_CONSTRAINT\_CONTEXT\_ALL\_LOOPS*)

Favorize/Enforce a certain base pair (i,j)

**Parameters**

- **i** (int) – The 5' located nucleotide position of the base pair (1-based)
- **j** (int) – The 3' located nucleotide position of the base pair (1-based)
- **option** (unsigned char) – The options flag indicating how/where to store the hard constraints

**See also:**

*RNA.fold\_compound.hc\_add\_bp\_nonspecific*, *RNA.fold\_compound.hc\_add\_up*,  
*RNA.fold\_compound.hc\_init*, *RNA.CONSTRAINT\_CONTEXT\_EXT\_LOOP*, *RNA.CONSTRAINT\_CONTEXT\_HP\_LOOP*,  
*RNA.CONSTRAINT\_CONTEXT\_INT\_LOOP*, *RNA.CONSTRAINT\_CONTEXT\_INT\_LOOP\_ENC*, *RNA.CONSTRAINT\_CONTEXT\_MB\_LOOP*, *RNA.*

CONSTRAINT\_CONTEXT\_MB\_LOOP\_ENC, RNA.CONSTRAINT\_CONTEXT\_ENFORCE, RNA.  
CONSTRAINT\_CONTEXT\_ALL\_LOOPS

**hc\_add\_bp\_nonspecific**(*fold\_compound self, int i, int d, unsigned int  
option=VRNA\_CONSTRAINT\_CONTEXT\_ALL\_LOOPS*)

Enforce a nucleotide to be paired (upstream/downstream)

#### Parameters

- **i** (int) – The position that needs to stay unpaired (1-based)
- **d** (int) – The direction of base pairing ( $d < 0$ : pairs upstream,  $d > 0$ : pairs downstream,  $d == 0$ : no direction)
- **option** (unsigned char) – The options flag indicating in which loop type context the pairs may appear

#### See also:

[RNA.fold\\_compound.hc\\_add\\_bp](#), [RNA.fold\\_compound.hc\\_add\\_up](#), [RNA.fold\\_compound.hc\\_init](#), RNA.CONSTRAINT\_CONTEXT\_EXT\_LOOP, RNA.CONSTRAINT\_CONTEXT\_HP\_LOOP, RNA.CONSTRAINT\_CONTEXT\_INT\_LOOP, RNA.CONSTRAINT\_CONTEXT\_INT\_LOOP\_ENC, RNA.CONSTRAINT\_CONTEXT\_MB\_LOOP, RNA.CONSTRAINT\_CONTEXT\_MB\_LOOP\_ENC, RNA.CONSTRAINT\_CONTEXT\_ALL\_LOOPS

**hc\_add\_from\_db**(*fold\_compound self, char const \* constraint, unsigned int options=*) → int

Add hard constraints from pseudo dot-bracket notation.

This function allows one to apply hard constraints from a pseudo dot-bracket notation. The *options* parameter controls, which characters are recognized by the parser. Use the RNA.CONSTRAINT\_DB\_DEFAULT convenience macro, if you want to allow all known characters

#### SWIG Wrapper Notes

This function is attached as method **hc\_add\_from\_db()** to objects of type *fold\_compound*

#### Parameters

- **constraint** (string) – A pseudo dot-bracket notation of the hard constraint.
- **options** (unsigned int) – The option flags

#### See also:

RNA.CONSTRAINT\_DB\_PIPE, RNA.CONSTRAINT\_DB\_DOT, RNA.CONSTRAINT\_DB\_X,  
RNA.CONSTRAINT\_DB\_ANG\_BRACK, RNA.CONSTRAINT\_DB\_RND\_BRACK, RNA.  
CONSTRAINT\_DB\_INTRAMOL, RNA.CONSTRAINT\_DB\_INTERMOL, RNA.CONSTRAINT\_DB\_GQUAD

**hc\_add\_up**(*fold\_compound self, int i, unsigned int  
option=VRNA\_CONSTRAINT\_CONTEXT\_ALL\_LOOPS*)

Make a certain nucleotide unpaired.

#### Parameters

- **i** (int) – The position that needs to stay unpaired (1-based)
- **option** (unsigned char) – The options flag indicating how/where to store the hard constraints

#### See also:

[RNA.fold\\_compound.hc\\_add\\_bp](#), [RNA.fold\\_compound.hc\\_add\\_bp\\_nonspecific](#),  
[RNA.fold\\_compound.hc\\_init](#), RNA.CONSTRAINT\_CONTEXT\_EXT\_LOOP, RNA.  
CONSTRAINT\_CONTEXT\_HP\_LOOP, RNA.CONSTRAINT\_CONTEXT\_INT\_LOOP, RNA.  
CONSTRAINT\_CONTEXT\_MB\_LOOP, RNA.CONSTRAINT\_CONTEXT\_ALL\_LOOPS



**hc\_init()**

Initialize/Reset hard constraints to default values.

This function resets the hard constraints to their default values, i.e. all positions may be unpaired in all contexts, and base pairs are allowed in all contexts, if they resemble canonical pairs. Previously set hard constraints will be removed before initialization.

**SWIG Wrapper Notes**

This function is attached as method **hc\_init()** to objects of type *fold\_compound*

**See also:**

*RNA.fold\_compound.hc\_add\_bp*, *RNA.fold\_compound.hc\_add\_bp\_nonspecific*, *RNA.fold\_compound.hc\_add\_up*

**heat\_capacity**(*fold\_compound self*, *float T\_min=0.*, *float T\_max=100.*, *float T\_increment=1.*, *unsigned int mpoints=2*) → *HeatCapacityVector*

Compute the specific heat for an RNA.

This function computes an RNAs specific heat in a given temperature range from the partition function by numeric differentiation. The result is returned as a list of pairs of temperature in C and specific heat in Kcal/(Mol\*K).

Users can specify the temperature range for the computation from *T\_min* to *T\_max*, as well as the increment step size *T\_increment*. The latter also determines how many times the partition function is computed. Finally, the parameter *mpoints* determines how smooth the curve should be. The algorithm itself fits a parabola to  $2 \cdot mpoints + 1$  data points to calculate 2nd derivatives. Increasing this parameter produces a smoother curve.

**SWIG Wrapper Notes**

This function is attached as overloaded method **heat\_capacity()** to objects of type *fold\_compound*. If the optional function arguments *T\_min*, *T\_max*, *T\_increment*, and *mpoints* are omitted, they default to 0.0, 100.0, 1.0 and 2, respectively.

**Parameters**

- **T\_min** (float) – Lowest temperature in C
- **T\_max** (float) – Highest temperature in C
- **T\_increment** (float) – Stepsize for temperature incrementation in C (a reasonable choice might be 1C)
- **mpoints** (unsigned int) – The number of interpolation points to calculate 2nd derivative (a reasonable choice might be 2, min: 1, max: 100)

**Returns**

A list of pairs of temperatures and corresponding heat capacity or *NULL* upon any failure. The last entry of the list is indicated by a **temperature** field set to a value smaller than *T\_min*

**Return type**

*RNA.heat\_capacity()* \*

**See also:**

*RNA.fold\_compound.heat\_capacity\_cb*, *RNA.heat\_capacity*, *RNA.heat\_capacity*

**heat\_capacity\_cb**(*fold\_compound self*, *float T\_min*, *float T\_max*, *float T\_increment*, *unsigned int mpoints*, *PyObject \* PyFunc*, *PyObject \* data=Py\_None*) → *PyObject \**

Compute the specific heat for an RNA (callback variant)

Similar to *RNA.fold\_compound.heat\_capacity()*, this function computes an RNAs specific heat in a given temperature range from the partition function by numeric differentiation. Instead of returning a list of temperature/specific heat pairs, however, this function returns the individual results through a callback mechanism. The provided function will be called for each result and passed the corresponding

temperature and specific heat values along with the arbitrary data as provided through the *data* pointer argument.

Users can specify the temperature range for the computation from  $T_{min}$  to  $T_{max}$ , as well as the increment step size  $T_{increment}$ . The latter also determines how many times the partition function is computed. Finally, the parameter  $mpoints$  determines how smooth the curve should be. The algorithm itself fits a parabola to  $2 \cdot mpoints + 1$  data points to calculate 2nd derivatives. Increasing this parameter produces a smoother curve.

### SWIG Wrapper Notes

This function is attached as method **heat\_capacity\_cb()** to objects of type *fold\_compound*

#### Parameters

- **T\_min** (float) – Lowest temperature in C
- **T\_max** (float) – Highest temperature in C
- **T\_increment** (float) – Stepsize for temperature incrementation in C (a reasonable choice might be 1C)
- **mpoints** (unsigned int) – The number of interpolation points to calculate 2nd derivative (a reasonable choice might be 2, min: 1, max: 100)
- **cb** (*RNA.heat\_capacity*) – The user-defined callback function that receives the individual results
- **data** (void \*) – An arbitrary data structure that will be passed to the callback in conjunction with the results

#### Returns

Returns 0 upon failure, and non-zero otherwise

#### Return type

int

#### See also:

*RNA.fold\_compound.heat\_capacity*, *RNA.heat\_capacity*

**property iindx**

**property jindx**

**property length**

**property matrices**

**maximum\_matching()**

**mean\_bp\_distance()**

Get the mean base pair distance in the thermodynamic ensemble.

$$\langle d \rangle = \sum_{a,b} p_a p_b d(S_a, S_b)$$

this can be computed from the pair probs  $p_{ij}$  as

$$\langle d \rangle = \sum_{ij} p_{ij} (1 - p_{ij})$$

### SWIG Wrapper Notes

This function is attached as method **mean\_bp\_distance()** to objects of type *fold\_compound*

#### Returns

The mean pair distance of the structure ensemble

**Return type**  
double

**mfe()**

Compute minimum free energy and an appropriate secondary structure of an RNA sequence, or RNA sequence alignment.

Depending on the type of the provided `RNA.fold_compound()`, this function predicts the MFE for a single sequence (or connected component of multiple sequences), or an averaged MFE for a sequence alignment. If backtracking is activated, it also constructs the corresponding secondary structure, or consensus structure. Therefore, the second parameter, *structure*, has to point to an allocated block of memory with a size of at least `strlen(sequence) + 1` to store the backtracked MFE structure. (For consensus structures, this is the length of the alignment + 1. If `NULL` is passed, no backtracking will be performed.

**SWIG Wrapper Notes**

This function is attached as method `mfe()` to objects of type *fold\_compound*

**Parameters**

**structure** (`string`) – A pointer to the character array where the secondary structure in dot-bracket notation will be written to (Maybe `NULL`)

**Returns**

the minimum free energy (MFE) in kcal/mol

**Return type**

float

**See also:**

[RNA.fold\\_compound](#), [RNA.fold\\_compound](#), [RNA.fold](#), [RNA.circfold](#), [RNA.fold\\_compound\\_comparative](#), [RNA.alifold](#), [RNA.circalifold](#)

---

**Note:** This function is polymorphic. It accepts `RNA.fold_compound()` of type `RNA.FC_TYPE_SINGLE`, and `RNA.FC_TYPE_COMPARATIVE`.

---

**mfe\_dimer**(*fold\_compound self*) → char \*

Compute the minimum free energy of two interacting RNA molecules.

The code is analog to the `RNA.fold_compound.mfe()` function.

Deprecated since version 2.6.3: This function is obsolete since `RNA.fold_compound.mfe()` can handle complexes multiple sequences

**since v2.5.0.**

Use `RNA.fold_compound.mfe()` for connected component MFE instead and compute MFEs of unconnected

**states**

separately.

**SWIG Wrapper Notes**

This function is attached as method `mfe_dimer()` to objects of type *fold\_compound*

**Parameters**

**structure** (`string`) – Will hold the barcket dot structure of the dimer molecule

**Returns**

minimum free energy of the structure

**Return type**

float

**See also:**[RNA.fold\\_compound.mfe](#)**mfe\_window**(*nullfile=None*)

Local MFE prediction using a sliding window approach.

Computes minimum free energy structures using a sliding window approach, where base pairs may not span outside the window. In contrast to `RNA.fold_compound.mfe()`, where a maximum base pair span may be set using the `RNA.md().max_bp_span` attribute and one globally optimal structure is predicted, this function uses a sliding window to retrieve all locally optimal structures within each window. The size of the sliding window is set in the `RNA.md().window_size` attribute, prior to the retrieval of the `RNA.fold_compound()` using `RNA.fold_compound()` with option `RNA.OPTION_WINDOW`

The predicted structures are written on-the-fly, either to stdout, if a NULL pointer is passed as file parameter, or to the corresponding filehandle.

**SWIG Wrapper Notes**

This function is attached as method `mfe_window()` to objects of type `fold_compound`

**Parameters**

**file** (FILE \*) – The output file handle where predictions are written to (maybe NULL)

**See also:**

[RNA.fold\\_compound](#), [RNA.fold\\_compound.mfe\\_window\\_zscore](#), [RNA.fold\\_compound.mfe](#), [RNA.Lfold](#), [RNA.Lfoldz](#), `RNA.OPTION_WINDOW`, [RNA.md](#), [RNA.md](#)

**mfe\_window\_cb**(*fold\_compound self, PyObject \* PyFunc, PyObject \* data=Py\_None*) → float**mfe\_window\_zscore**(*min\_z, nullfile=None*)

Local MFE prediction using a sliding window approach (with z-score cut-off)

Computes minimum free energy structures using a sliding window approach, where base pairs may not span outside the window. This function is the z-score version of `RNA.fold_compound.mfe_window()`, i.e. only predictions above a certain z-score cut-off value are printed. As for `RNA.fold_compound.mfe_window()`, the size of the sliding window is set in the `RNA.md().window_size` attribute, prior to the retrieval of the `RNA.fold_compound()` using `RNA.fold_compound()` with option `RNA.OPTION_WINDOW`.

The predicted structures are written on-the-fly, either to stdout, if a NULL pointer is passed as file parameter, or to the corresponding filehandle.

**Parameters**

- **min\_z** (double) – The minimal z-score for a predicted structure to appear in the output
- **file** (FILE \*) – The output file handle where predictions are written to (maybe NULL)

**See also:**

[RNA.fold\\_compound](#), [RNA.fold\\_compound.mfe\\_window\\_zscore](#), [RNA.fold\\_compound.mfe](#), [RNA.Lfold](#), [RNA.Lfoldz](#), `RNA.OPTION_WINDOW`, [RNA.md](#), [RNA.md](#)

**mfe\_window\_zscore\_cb**(*fold\_compound self, double min\_z, PyObject \* PyFunc, PyObject \* data=Py\_None*) → float**move\_neighbor\_diff**(*self, pt, move, options=4 | 8*) → *varArrayMove***move\_neighbor\_diff**(*fold\_compound self, varArrayShort pt, move move, PyObject \* PyFunc, PyObject \* data=Py\_None, unsigned int options=(4|8)*) → int

Apply a move to a secondary structure and indicate which neighbors have changed consequentially.

Similar to `RNA.move_neighbor_diff_cb()`, this function applies a move to a secondary structure and reports back the neighbors of the current structure become affected by this move. Instead of executing a callback for each of the affected neighbors, this function compiles two lists of neighbor moves, one

that is returned and consists of all moves that are novel or may have changed in energy, and a second, *invalid\_moves*, that consists of all the neighbor moves that become invalid, respectively.

#### Parameters

- **ptable** (*list-like(int)*) – The current structure as pair table
- **move** (*RNA.move()*) – The move to apply
- **invalid\_moves** (*RNA.move() \*\**) – The address of a move list where the function stores those moves that become invalid
- **options** (*unsigned int*) – Options to modify the behavior of this function, .e.g available move set

#### Returns

A list of moves that might have changed in energy or are novel compared to the structure before application of the move

#### Return type

*RNA.move() \**

**neighbors** (*fold\_compound self, varArrayShort pt, unsigned int options=(4|8)*) → *varArrayMove*

Generate neighbors of a secondary structure.

This function allows one to generate all structural neighbors (according to a particular move set) of an RNA secondary structure. The neighborhood is then returned as a list of transitions / moves required to transform the current structure into the actual neighbor.

#### SWIG Wrapper Notes

This function is attached as an overloaded method *neighbors()* to objects of type *fold\_compound*. The optional parameter *options* defaults to *RNA.MOVESET\_DEFAULT* if it is omitted.

#### Parameters

- **pt** (*const short \**) – The pair table representation of the structure
- **options** (*unsigned int*) – Options to modify the behavior of this function, e.g. available move set

#### Returns

Neighbors as a list of moves / transitions (the last element in the list has both of its fields set to 0)

#### Return type

*RNA.move() \**

#### See also:

*RNA.neighbors\_successive*, *RNA.move\_apply*, *RNA.MOVESET\_INSERTION*, *RNA.MOVESET\_DELETION*, *RNA.MOVESET\_SHIFT*, *RNA.MOVESET\_DEFAULT*

#### property params

**params\_reset** (*md=None*)

Reset free energy parameters within a *RNA.fold\_compound()* according to provided, or default model details.

This function allows one to rescale free energy parameters for subsequent structure prediction or evaluation according to a set of model details, e.g. temperature values. To do so, the caller provides either a pointer to a set of model details to be used for rescaling, or NULL if global default setting should be used.

#### SWIG Wrapper Notes

This function is attached to *RNA.fc()* objects as overloaded **params\_reset()** method.

When no parameter is passed to this method, the resulting action is the same as passing *NULL* as second parameter to `RNA.fold_compound.params_reset()`, i.e. global default model settings are used. Passing an object of type `RNA.md()` resets the fold compound according to the specifications stored within the `RNA.md()` object.

#### Parameters

**md** (`RNA.md()` \*) – A pointer to the new model details (or *NULL* for reset to defaults)

#### See also:

[RNA.fold\\_compound.exp\\_params\\_reset](#), [RNA.params\\_subs](#)

#### **params\_subst** (*par=None*)

Update/Reset energy parameters data structure within a `RNA.fold_compound()`.

Passing *NULL* as second argument leads to a reset of the energy parameters within `fc` to their default values. Otherwise, the energy parameters provided will be copied over into `fc`.

#### SWIG Wrapper Notes

This function is attached to `RNA.fc()` objects as overloaded **params\_subst()** method.

When no parameter is passed, the resulting action is the same as passing *NULL* as second parameter to `RNA.fold_compound.params_subst()`, i.e. resetting the parameters to the global defaults.

#### Parameters

**par** (`RNA.param()` \*) – The energy parameters used to substitute those within `fc` (Maybe *NULL*)

#### See also:

[RNA.fold\\_compound.params\\_reset](#), [RNA.param](#), [RNA.md](#), [RNA.params](#)

**path** (`fold_compound self, IntVector pt, unsigned int steps, unsigned int options=`) → *MoveVector*

**path** (`fold_compound self, varArrayShort pt, unsigned int steps, unsigned int options=`) → *MoveVector*

Compute a path, store the final structure, and return a list of transition moves from the start to the final structure.

This function computes, given a start structure in pair table format, a transition path, updates the pair table to the final structure of the path. Finally, if not requested otherwise by using the `RNA.PATH_NO_TRANSITION_OUTPUT` flag in the *options* field, this function returns a list of individual transitions that lead from the start to the final structure if requested.

The currently available transition paths are

- Steepest Descent / Gradient walk (flag: `RNA.PATH_STEEPEST_DESCENT`)
- Random walk (flag: `RNA.PATH_RANDOM`)

The type of transitions must be set through the *options* parameter

#### SWIG Wrapper Notes

This function is attached as an overloaded method *path()* to objects of type *fold\_compound*. The optional parameter *options* defaults to `RNA.PATH_DEFAULT` if it is omitted.

#### Parameters

- **pt** (`list-like(int)`) – The pair table containing the start structure. Used to update to the final structure after execution of this function
- **options** (`unsigned int`) – Options to modify the behavior of this function

#### Returns

A list of transition moves (default), or *NULL* (if `options & RNA.PATH_NO_TRANSITION_OUTPUT`)

**Return type**

RNA.move() \*

**See also:**

RNA.fold\_compound.path\_gradient, RNA.fold\_compound.path\_random, RNA.ptable, RNA.ptable\_copy, RNA.fold\_compound, RNA.PATH\_RANDOM, RNA.MOVESET\_DEFAULT, RNA.MOVESET\_SHIFT, RNA.PATH\_NO\_TRANSITION\_OUTPUT

---

**Note:** Since the result is written to the input structure you may want to use RNA.ptable\_copy() before calling this function to keep the initial structure

---

**path\_direct**(fold\_compound self, std::string s1, std::string s2, int maxE=INT\_MAX-1, path\_options options=None) → PathVector

Determine an optimal direct (re-)folding path between two secondary structures.

This function is similar to RNA.path\_direct(), but allows to specify an *upper-bound* for the saddle point energy. The underlying algorithms will stop determining an (optimal) (re-)folding path, if none can be found that has a saddle point below the specified upper-bound threshold *maxE*.

**SWIG Wrapper Notes**

This function is attached as an overloaded method *path\_direct()* to objects of type *fold\_compound*. The optional parameter *maxE* defaults to #INT\_MAX - 1 if it is omitted, while the optional parameter *options* defaults to *NULL*. In case the function did not find a path with  $E_{saddle} < E_{max}$  it returns an empty list.

**Parameters**

- **s1** (string) – The start structure in dot-bracket notation
- **s2** (string) – The target structure in dot-bracket notation
- **maxE** (int) – Upper bound for the saddle point along the (re-)folding path
- **options** (RNA.path\_options()) – An options data structure that specifies the path heuristic and corresponding settings (maybe *NULL*)

**Returns**

An optimal (re-)folding path between the two input structures

**Return type**

RNA.path() \*

**Warning:** The argument *maxE* enables one to specify an upper bound, or maximum free energy for the saddle point between the two input structures. If no path with  $E_{saddle} < E_{max}$  is found, the function simply returns *NULL*

**See also:**

RNA.fold\_compound.path\_direct, RNA.path\_options\_findpath, RNA.path\_options\_free, RNA.path\_free

**path\_findpath**(fold\_compound self, std::string s1, std::string s2, int width=1, int maxE=INT\_MAX-1) → PathVector

**path\_findpath\_saddle**(fold\_compound self, std::string s1, std::string s2, int width=1, int maxE=INT\_MAX) → PyObject \*

Find energy of a saddle point between 2 structures (search only direct path)

This function uses an implementation of the *findpath* algorithm [8] for near-optimal direct refolding path prediction.

Model details, and energy parameters are used as provided via the parameter 'fc'. The `RNA.fold_compound()` does not require memory for any DP matrices, but requires all most basic init values as one would get from a call like this:

### SWIG Wrapper Notes

This function is attached as an overloaded method `path_findpath_saddle()` to objects of type `fold_compound`. The optional parameter `width` defaults to 1 if it is omitted, while the optional parameter `maxE` defaults to INF. In case the function did not find a path with  $E_{saddle} < E_{max}$  the function returns a `NULL` object, i.e. `undef` for Perl and `None` for Python.

### Parameters

- **s1** (string) – The start structure in dot-bracket notation
- **s2** (string) – The target structure in dot-bracket notation
- **width** (int) – A number specifying how many structures are being kept at each step during the search
- **maxE** (int) – An upper bound for the saddle point energy in 10cal/mol

### Returns

The saddle energy in 10cal/mol

### Return type

int

**Warning:** The argument `maxE` ( $E_{max}$ ) enables one to specify an upper bound, or maximum free energy for the saddle point between the two input structures. If no path with  $E_{saddle} < E_{max}$  is found, the function simply returns `maxE`

### See also:

`RNA.path_findpath_saddle`, `RNA.fold_compound`, `RNA.fold_compound`, `RNA.path_findpath`

**path\_gradient**(*fold\_compound self*, *IntVector pt*, *unsigned int options=*) → *MoveVector*

**path\_gradient**(*fold\_compound self*, *varArrayShort pt*, *unsigned int options=*) → *MoveVector*

Compute a steepest descent / gradient path, store the final structure, and return a list of transition moves from the start to the final structure.

This function computes, given a start structure in pair table format, a steepest descent path, updates the pair table to the final structure of the path. Finally, if not requested otherwise by using the `RNA.PATH_NO_TRANSITION_OUTPUT` flag in the `options` field, this function returns a list of individual transitions that lead from the start to the final structure if requested.

### SWIG Wrapper Notes

This function is attached as an overloaded method `path_gradient()` to objects of type `fold_compound`. The optional parameter `options` defaults to `RNA.PATH_DEFAULT` if it is omitted.

### Parameters

- **pt** (list-like(int)) – The pair table containing the start structure. Used to update to the final structure after execution of this function
- **options** (unsigned int) – Options to modify the behavior of this function

### Returns

A list of transition moves (default), or `NULL` (if `options` & `RNA.PATH_NO_TRANSITION_OUTPUT`)



**Return type**

RNA.move() \*

**See also:**

[RNA.fold\\_compound.path\\_random](#), [RNA.fold\\_compound.path](#), [RNA.ptable](#), [RNA.ptable\\_copy](#), [RNA.fold\\_compound](#), [RNA.MOVESET\\_SHIFT](#), [RNA.PATH\\_NO\\_TRANSITION\\_OUTPUT](#)

---

**Note:** Since the result is written to the input structure you may want to use `RNA.ptable_copy()` before calling this function to keep the initial structure

---

**path\_random**(*fold\_compound self*, *IntVector pt*, *unsigned int steps*, *unsigned int options=*) → *MoveVector*

**path\_random**(*fold\_compound self*, *varArrayShort pt*, *unsigned int steps*, *unsigned int options=*) → *MoveVector*

Generate a random walk / path of a given length, store the final structure, and return a list of transition moves from the start to the final structure.

This function generates, given a start structure in pair table format, a random walk / path, updates the pair table to the final structure of the path. Finally, if not requested otherwise by using the `RNA.PATH_NO_TRANSITION_OUTPUT` flag in the *options* field, this function returns a list of individual transitions that lead from the start to the final structure if requested.

**SWIG Wrapper Notes**

This function is attached as an overloaded method `path_gradient()` to objects of type `fold_compound`. The optional parameter *options* defaults to `RNA.PATH_DEFAULT` if it is omitted.

**Parameters**

- **pt** (*list-like(int)*) – The pair table containing the start structure. Used to update to the final structure after execution of this function
- **steps** (*unsigned int*) – The length of the path, i.e. the total number of transitions / moves
- **options** (*unsigned int*) – Options to modify the behavior of this function

**Returns**

A list of transition moves (default), or NULL (if *options* & `RNA.PATH_NO_TRANSITION_OUTPUT`)

**Return type**

RNA.move() \*

**See also:**

[RNA.fold\\_compound.path\\_gradient](#), [RNA.fold\\_compound.path](#), [RNA.ptable](#), [RNA.ptable\\_copy](#), [RNA.fold\\_compound](#), [RNA.MOVESET\\_SHIFT](#), [RNA.PATH\\_NO\\_TRANSITION\\_OUTPUT](#)

---

**Note:** Since the result is written to the input structure you may want to use `RNA.ptable_copy()` before calling this function to keep the initial structure

---

**pbacktrack**(*fold\_compound self*) → char

**pbacktrack**(*fold\_compound self*, *unsigned int num\_samples*, *unsigned int options=*) → *StringVector*

**pbacktrack**(*fold\_compound self*, *unsigned int num\_samples*, *pbacktrack\_mem nr\_memory*, *unsigned int options=*) → *StringVector*

**pbacktrack**(*self*, *num\_samples*, *PyFunc*, *data=Py\_None*, *options=0*) → unsigned int

**Parameters**

- **num\_samples** (unsigned int) –
- **PyFunc** (PyObject \*) –
- **data** (PyObject \*) –
- **options** (unsigned int) –
- **pbacktrack(self** –
- **num\_samples** –
- **PyFunc** –
- **data** –
- **nr\_memory** (vrna\_pbacktrack\_mem\_t \*) –
- **int** (options=0) -> unsigned) –
- **num\_samples** –
- **PyFunc** –
- **data** –
- **nr\_memory** –
- **options** –

Sample a secondary structure from the Boltzmann ensemble according its probability.

Perform a probabilistic (stochastic) backtracing in the partition function DP arrays to obtain a secondary structure.

The structure  $s$  with free energy  $E(s)$  is picked from the Boltzmann distributed ensemble according to its probability

$$p(s) = \frac{\exp(-E(s)/kT)}{Z}$$

with partition function  $Z = \sum_s \exp(-E(s)/kT)$ , Boltzmann constant  $k$  and thermodynamic temperature  $T$ .

#### Precondition

Unique multiloop decomposition has to be active upon creation of  $fc$  with `RNA.fold_compound()` or similar. This can be done easily by passing `RNA.fold_compound()` a model details parameter with `RNA.md().uniq_ML = 1`. `RNA.fold_compound.pf()` has to be called first to fill the partition

#### function

matrices

#### SWIG Wrapper Notes

This function is attached as overloaded method **pbacktrack()** to objects of type `fold_compound`. See also Python Examples - Boltzmann Sampling

#### Returns

A sampled secondary structure in dot-bracket notation (or NULL on error)

#### Return type

string

#### See also:

[RNA.fold\\_compound.pbacktrack5](#), [RNA.pbacktrack\\_num](#), [RNA.pbacktrack\\_cb](#)

---

**Note:** This function is polymorphic. It accepts `RNA.fold_compound()` of type `RNA.FC_TYPE_SINGLE`, and `RNA.FC_TYPE_COMPARATIVE`.

---

**pbacktrack5**(*fold\_compound self, unsigned int length*) → char  
**pbacktrack5**(*fold\_compound self, unsigned int num\_samples, unsigned int length, unsigned int options=*) → *StringVector*  
**pbacktrack5**(*fold\_compound self, unsigned int num\_samples, unsigned int length, pbacktrack\_mem nr\_memory, unsigned int options=*) → *StringVector*  
**pbacktrack5**(*fold\_compound self, unsigned int num\_samples, unsigned int length, PyObject \* PyFunc, PyObject \* data=Py\_None, unsigned int options=0*) → unsigned int  
**pbacktrack5**(*fold\_compound self, unsigned int num\_samples, unsigned int length, PyObject \* PyFunc, PyObject \* data, pbacktrack\_mem nr\_memory, unsigned int options=0*) → unsigned int

Sample a secondary structure of a subsequence from the Boltzmann ensemble according its probability.

Perform a probabilistic (stochastic) backtracing in the partition function DP arrays to obtain a secondary structure. The parameter *length* specifies the length of the substructure starting from the 5' end.

The structure *s* with free energy  $E(s)$  is picked from the Boltzmann distributed ensemble according to its probability

$$p(s) = \frac{\exp(-E(s)/kT)}{Z}$$

with partition function  $Z = \sum_s \exp(-E(s)/kT)$ , Boltzmann constant *k* and thermodynamic temperature *T*.

#### Precondition

Unique multiloop decomposition has to be active upon creation of *fc* with `RNA.fold_compound()` or similar. This can be done easily by passing `RNA.fold_compound()` a model details parameter with `RNA.md().uniq_ML = 1`. `RNA.fold_compound.pf()` has to be called first to fill the partition

#### function

matrices

#### SWIG Wrapper Notes

This function is attached as overloaded method **pbacktrack5()** to objects of type *fold\_compound*. See also Python Examples - Boltzmann Sampling

#### Parameters

**length** (unsigned int) – The length of the subsequence to consider (starting with 5' end)

#### Returns

A sampled secondary structure in dot-bracket notation (or NULL on error)

#### Return type

string

#### See also:

`RNA.pbacktrack5_num`, `RNA.pbacktrack5_cb`, [RNA.fold\\_compound.pbacktrack](#)

---

**Note:** This function is polymorphic. It accepts `RNA.fold_compound()` of type `RNA.FC_TYPE_SINGLE`, and `RNA.FC_TYPE_COMPARATIVE`.

---

**pbacktrack\_sub**(*fold\_compound self, unsigned int start, unsigned int end*) → char  
**pbacktrack\_sub**(*fold\_compound self, unsigned int num\_samples, unsigned int start, unsigned int end, unsigned int options=*) → *StringVector*  
**pbacktrack\_sub**(*fold\_compound self, unsigned int num\_samples, unsigned int start, unsigned int end, pbacktrack\_mem nr\_memory, unsigned int options=*) → *StringVector*  
**pbacktrack\_sub**(*fold\_compound self, unsigned int num\_samples, unsigned int start, unsigned int end, PyObject \* PyFunc, PyObject \* data=Py\_None, unsigned int options=0*) → unsigned int

**pbacktrack\_sub**(*fold\_compound self, unsigned int num\_samples, unsigned int start, unsigned int end, PyObject \* PyFunc, PyObject \* data, pbacktrack\_mem nr\_memory, unsigned int options=0*) → unsigned int

Sample a secondary structure of a subsequence from the Boltzmann ensemble according its probability.

Perform a probabilistic (stochastic) backtracing in the partition function DP arrays to obtain a secondary structure. The parameters *start* and *end* specify the interval [*start* : *end*] of the subsequence with  $1 \leq start < end \leq n$  for sequence length *n*, the structure  $s_{start,end}$  should be drawn from.

The resulting substructure  $s_{start,end}$  with free energy  $E(s_{start,end})$  is picked from the Boltzmann distributed sub ensemble of all structures within the interval [*start* : *end*] according to its probability

$$p(s_{start,end}) = \frac{\exp(-E(s_{start,end})/kT)}{Z_{start,end}}$$

with partition function  $Z_{start,end} = \sum_{s_{start,end}} \exp(-E(s_{start,end})/kT)$ , Boltzmann constant *k* and thermodynamic temperature *T*.

#### Precondition

Unique multiloop decomposition has to be active upon creation of *fc* with `RNA.fold_compound()` or similar. This can be done easily by passing `RNA.fold_compound()` a model details parameter with `RNA.md().uniq_ML = 1`. `RNA.fold_compound.pf()` has to be called first to fill the partition

#### function

matrices

#### SWIG Wrapper Notes

This function is attached as overloaded method **pbacktrack\_sub()** to objects of type *fold\_compound*. See also Python Examples - Boltzmann Sampling

#### Parameters

- **start** (unsigned int) – The start of the subsequence to consider, i.e. 5'-end position(1-based)
- **end** (unsigned int) – The end of the subsequence to consider, i.e. 3'-end position (1-based)

#### Returns

A sampled secondary structure in dot-bracket notation (or NULL on error)

#### Return type

string

#### See also:

`RNA.pbacktrack_sub_num`, `RNA.pbacktrack_sub_cb`, [RNA.fold\\_compound.pbacktrack](#)

---

**Note:** This function is polymorphic. It accepts `RNA.fold_compound()` of type `RNA.FC_TYPE_SINGLE`, and `RNA.FC_TYPE_COMPARATIVE`.

---

#### pf()

Compute the partition function *Q* for a given RNA sequence, or sequence alignment.

If *structure* is not a NULL pointer on input, it contains on return a string consisting of the letters ". , | { } ( ) " denoting bases that are essentially unpaired, weakly paired, strongly paired without preference, weakly upstream (downstream) paired, or strongly up- (down-)stream paired bases, respectively. If the model's `compute_bpp` is set to 0 base pairing probabilities will not be computed (saving CPU time), otherwise after calculations took place *pr* will contain the probability that bases *i* and *j* pair.

#### SWIG Wrapper Notes

This function is attached as method **pf()** to objects of type *fold\_compound*

**Parameters**

**structure** (string) – A pointer to the character array where position-wise pairing propensity will be stored. (Maybe NULL)

**Returns**

The ensemble free energy  $G = -RT \cdot \log(Q)$  in kcal/mol

**Return type**

double

**See also:**

[RNA.fold\\_compound](#), [RNA.fold\\_compound](#), [RNA.pf\\_fold](#), [RNA.pf\\_circfold](#), [RNA.fold\\_compound\\_comparative](#), [RNA.pf\\_alifold](#), [RNA.pf\\_circalifold](#), [RNA.db\\_from\\_probs](#), [RNA.exp\\_params](#), [RNA.aln\\_pinfo](#)

---

**Note:** This function is polymorphic. It accepts `RNA.fold_compound()` of type `RNA.FC_TYPE_SINGLE`, and `RNA.FC_TYPE_COMPARATIVE`. Also, this function may return `INF / 100`. in case of contradicting constraints or numerical over-/underflow. In the latter case, a corresponding warning will be issued to `stdout`.

---

**pf\_dimer()**

Calculate partition function and base pair probabilities of nucleic acid/nucleic acid dimers.

This is the cofold partition function folding.

**SWIG Wrapper Notes**

This function is attached as method `pf_dimer()` to objects of type `fold_compound`

**Parameters**

**structure** (string) – Will hold the structure or constraints

**Returns**

`RNA.dimer_pf()` structure containing a set of energies needed for concentration computations.

**Return type**

`RNA.dimer_pf()`

**See also:**

[RNA.fold\\_compound](#)

---

**Note:** This function may return `INF / 100`. for the `FA`, `FB`, `FAB`, `FOAB` members of the output data structure in case of contradicting constraints or numerical over-/underflow. In the latter case, a corresponding warning will be issued to `stdout`.

---

**plist\_from\_probs**(*fold\_compound self, double cutoff*) → *ElemProbVector*

Create a `RNA.ep()` from base pair probability matrix.

The probability matrix provided via the `RNA.fold_compound()` is parsed and all pair probabilities above the given threshold are used to create an entry in the plist

The end of the plist is marked by sequence positions `i` as well as `j` equal to 0. This condition should be used to stop looping over its entries

**Parameters**

**cut\_off** (double) – The cutoff value

**Returns**

A pointer to the plist that is to be created

**Return type**

RNA.ep() \*

**positional\_entropy()**

Compute a vector of positional entropies.

This function computes the positional entropies from base pair probabilities as

$$S(i) = - \sum_j p_{ij} \log(p_{ij}) - q_i \log(q_i)$$

with unpaired probabilities  $q_i = 1 - \sum_j p_{ij}$ .

Low entropy regions have little structural flexibility and the reliability of the predicted structure is high. High entropy implies many structural alternatives. While these alternatives may be functionally important, they make structure prediction more difficult and thus less reliable.

**Precondition**

This function requires pre-computed base pair probabilities! Thus, RNA.fold\_compound.pf() must

**be called**

beforehand.

**SWIG Wrapper Notes**

This function is attached as method **positional\_entropy()** to objects of type *fold\_compound*

**Returns**

A 1-based vector of positional entropies  $S(i)$ . (position 0 contains the sequence length)

**Return type**

list-like(double)

**pr\_energy(*e*)****SWIG Wrapper Notes**

This function is attached as method **pr\_energy()** to objects of type *fold\_compound*

**pr\_structure(*structure*)**

Compute the equilibrium probability of a particular secondary structure.

The probability  $p(s)$  of a particular secondary structure  $s$  can be computed as

$$p(s) = \frac{\exp(-\beta E(s))}{Z}$$

from the structures free energy  $E(s)$  and the partition function

$$Z = \sum_s \exp(-\beta E(s)), \quad \text{with } \beta = \frac{1}{RT}$$

where  $R$  is the gas constant and  $T$  the thermodynamic temperature.

**Precondition**

The fold compound *fc* must have went through a call to RNA.fold\_compound.pf() to fill the

**dynamic**

programming matrices with the corresponding partition function.

**SWIG Wrapper Notes**

This function is attached as method **pr\_structure()** to objects of type *fold\_compound*

**Parameters**

**structure** (string) – The secondary structure to compute the probability for in dot-bracket notation

**Returns**

The probability of the input structure (range [0 : 1])

**Return type**

double

**probs\_window**(*fold\_compound self, int ulength, unsigned int options, PyObject \* PyFunc, PyObject \* data=Py\_None*) → int

Compute various equilibrium probabilities under a sliding window approach.

This function applies a sliding window scan for the sequence provided with the argument *fc* and reports back equilibrium probabilities through the callback function *cb*. The data reported to the callback depends on the *options* flag.

#### Options: .. note:

The parameter ``ulength`` only affects computation and resulting data if `↔unpaired probability` computations are requested through the ``options`` flag.

\* RNA.PROBS\_WINDOW\_BPP - Trigger base pairing probabilities.  
 \* RNA.PROBS\_WINDOW\_UP - Trigger unpaired probabilities.  
 \* RNA.PROBS\_WINDOW\_UP\_SPLIT - Trigger detailed unpaired probabilities `↔split up into different loop type contexts.`

Options may be OR-ed together

**Parameters**

- **ulength** (int) – The maximal length of an unpaired segment (only for unpaired probability computations)
- **cb** (RNA.probs\_window) – The callback function which collects the pair probability data for further processing
- **data** (void \*) – Some arbitrary data structure that is passed to the callback *cb*
- **options** (unsigned int) – Option flags to control the behavior of this function

**Returns**

0 on failure, non-zero on success

**Return type**

int

**See also:**

[RNA.pfl\\_fold\\_cb](#), [RNA.pfl\\_fold\\_up\\_cb](#)

**rotational\_symmetry\_db**(*structure*)

Determine the order of rotational symmetry for a dot-bracket structure.

Given a (permutation of multiple) RNA strand(s) and a particular secondary structure in dot-bracket notation, compute the degree of rotational symmetry. In case there is only a single linear RNA strand, the structure always has degree 1, as there are no rotational symmetries due to the direction of the nucleic acid sequence and the fixed positions of 5' and 3' ends. However, for circular RNAs, rotational symmetries might arise if the sequence consists of a concatenation of *k* identical subsequences.

If the argument *positions* is not *NULL*, the function stores an array of string start positions for rotational shifts that map the string back onto itself. This array has length of order of rotational symmetry, i.e. the number returned by this function. The first element *positions* [0] always contains a shift value of 0 representing the trivial rotation.

**SWIG Wrapper Notes**

This function is attached as method `rotational_symmetry_db()` to objects of type `fold_compound` (i.e. `RNA.fold_compound()`). Thus, the first argument must be omitted. In contrast to our C-implementation, this function doesn't simply return the order of rotational symmetry of the secondary structure, but returns the list *position* of cyclic permutation shifts that result in a rotationally symmetric structure. The length of the list then determines the order of rotational symmetry.

**Parameters**

- **structure** (string) – The dot-bracket structure the degree of rotational symmetry is checked for
- **positions** (list-like(list-like(unsigned int))) – A pointer to an (undefined) list of alternative string start positions that lead to an identity mapping (may be NULL)

**Returns**

The degree of rotational symmetry of the *structure* (0 in case of any errors)

**Return type**

unsigned int

**See also:**

`RNA.rotational_symmetry_db`, `RNA.rotational_symmetry_pos`, `RNA.rotational_symmetry_pos_num`

---

**Note:** Do not forget to release the memory occupied by *positions* after a successful execution of this function.

---

`sc_add_SHAPE_deigan(fold_compound self, DoubleVector reactivities, double m, double b, unsigned int options=) → int`

Add SHAPE reactivity data as soft constraints (Deigan et al. method)

This approach of SHAPE directed RNA folding uses the simple linear ansatz

$$\Delta G_{\text{SHAPE}}(i) = m \ln(\text{SHAPE reactivity}(i) + 1) + b$$

to convert SHAPE reactivity values to pseudo energies whenever a nucleotide *i* contributes to a stacked pair. A positive slope *m* penalizes high reactivities in paired regions, while a negative intercept *b* results in a confirmatory 'bonus' free energy for correctly predicted base pairs. Since the energy evaluation of a base pair stack involves two pairs, the pseudo energies are added for all four contributing nucleotides. Consequently, the energy term is applied twice for pairs inside a helix and only once for pairs adjacent to other structures. For all other loop types the energy model remains unchanged even when the experimental data highly disagrees with a certain motif.

**SWIG Wrapper Notes**

This function is attached as method `sc_add_SHAPE_deigan()` to objects of type `fold_compound`

**Parameters**

- **reactivities** (const double \*) – A vector of normalized SHAPE reactivities
- **m** (double) – The slope of the conversion function
- **b** (double) – The intercept of the conversion function
- **options** (unsigned int) – The options flag indicating how/where to store the soft constraints

**Returns**

1 on successful extraction of the method, 0 on errors



**Return type**  
int

**See also:**

[RNA.fold\\_compound.sc\\_remove](#), [RNA.fold\\_compound.sc\\_add\\_SHAPE\\_zarringhalam](#), [RNA.sc\\_minimize\\_perturbation](#)

---

**Note:** For further details, we refer to [7].

---

**sc\_add\_SHAPE\_deigan\_ali**(*fold\_compound self, StringVector shape\_files, IntVector shape\_file\_association, double m, double b, unsigned int options=*) → int

Add SHAPE reactivity data from files as soft constraints for consensus structure prediction (Deigan et al. method)

**SWIG Wrapper Notes**

This function is attached as method **sc\_add\_SHAPE\_deigan\_ali()** to objects of type *fold\_compound*

**Parameters**

- **shape\_files** (const char \*\*) – A set of filenames that contain normalized SHAPE reactivity data
- **shape\_file\_association** (const int \*) – An array of integers that associate the files with sequences in the alignment
- **m** (double) – The slope of the conversion function
- **b** (double) – The intercept of the conversion function
- **options** (unsigned int) – The options flag indicating how/where to store the soft constraints

**Returns**

1 on successful extraction of the method, 0 on errors

**Return type**  
int

**sc\_add\_SHAPE\_zarringhalam**(*fold\_compound self, DoubleVector reactivities, double b, double default\_value, char const \* shape\_conversion, unsigned int options=*) → int

Add SHAPE reactivity data as soft constraints (Zarringhalam et al. method)

This method first converts the observed SHAPE reactivity of nucleotide  $i$  into a probability  $q_i$  that position  $i$  is unpaired by means of a non-linear map. Then pseudo-energies of the form

$$\Delta G_{\text{SHAPE}}(x, i) = \beta |x_i - q_i|$$

are computed, where  $x_i = 0$  if position  $i$  is unpaired and  $x_i = 1$  if  $i$  is paired in a given secondary structure. The parameter  $\beta$  serves as scaling factor. The magnitude of discrepancy between prediction and experimental observation is represented by  $|x_i - q_i|$ .

**SWIG Wrapper Notes**

This function is attached as method **sc\_add\_SHAPE\_zarringhalam()** to objects of type *fold\_compound*

**Parameters**

- **reactivities** (const double \*) – A vector of normalized SHAPE reactivities
- **b** (double) – The scaling factor  $\beta$  of the conversion function

- **default\_value** (double) – The default value for a nucleotide where reactivity data is missing for
- **shape\_conversion** (string) – A flag that specifies how to convert reactivities to probabilities
- **options** (unsigned int) – The options flag indicating how/where to store the soft constraints

**Returns**

1 on successful extraction of the method, 0 on errors

**Return type**

int

**See also:**

[RNA.fold\\_compound.sc\\_remove](#), [RNA.fold\\_compound.sc\\_add\\_SHAPE\\_deigan](#), [RNA.sc\\_minimize\\_perturbation](#)

---

**Note:** For further details, we refer to [33]

---

**sc\_add\_bp(\*args)**

Add soft constraints for paired nucleotides.

**SWIG Wrapper Notes**

This function is attached as an overloaded method **sc\_add\_bp()** to objects of type *fold\_compound*. The method either takes arguments for a single base pair (i,j) with the corresponding energy value:

or an entire 2-dimensional matrix with dimensions  $n \times n$  that stores free energy contributions for

any base pair (i,j) with  $1 \leq i < j \leq n$ : In both variants, the *options* argument is optional can may be omitted.

**Parameters**

- **i** (int) – The 5' position of the base pair the soft constraint is added for
- **j** (int) – The 3' position of the base pair the soft constraint is added for
- **energy** (double) – The free energy (soft-constraint) in *kcal/mol*
- **options** (unsigned int) – The options flag indicating how/where to store the soft constraints

**Returns**

Non-zero on successful application of the constraint, 0 otherwise.

**Return type**

int

**See also:**

[RNA.fold\\_compound.sc\\_set\\_bp](#), [RNA.fold\\_compound.sc\\_set\\_up](#), [RNA.fold\\_compound.sc\\_add\\_up](#)

**sc\_add\_bt(fold\_compound self, PyObject \* PyFunc) → int**

Bind a backtracking function pointer for generic soft constraint feature.

This function allows one to easily bind a function pointer to the soft constraint part `RNA.sc()` of the `RNA.fold_compound()`. The provided function should be used for backtracking purposes in loop regions that were altered via the generic soft constraint feature. It has to return an array of `RNA.basepair()` data structures, where the last element in the list is indicated by a value of -1 in its *i* position.

**SWIG Wrapper Notes**

This function is attached as method `sc_add_bt()` to objects of type `fold_compound`

**Parameters**

`f` (`RNA.sc_bt`) – A pointer to the function that returns additional base pairs

**Returns**

Non-zero on successful binding the callback function, 0 otherwise

**Return type**

int

**See also:**

`RNA.fold_compound.sc_add_data`, `RNA.fold_compound.sc_add`, `RNA.fold_compound.sc_add_exp`

`sc_add_data(fold_compound self, PyObject * data, PyObject * callback=Py_None) → int`

Add an auxiliary data structure for the generic soft constraints callback function.

**SWIG Wrapper Notes**

This function is attached as method `sc_add_data()` to objects of type `fold_compound`

**Parameters**

- `data` (`void *`) – A pointer to the data structure that holds required data for function ‘f’
- `free_data` (`RNA.auxdata_free`) – A pointer to a function that free’s the memory occupied by `data` (Maybe NULL)

**Returns**

Non-zero on successful binding the data (and free-function), 0 otherwise

**Return type**

int

**See also:**

`RNA.fold_compound.sc_add`, `RNA.fold_compound.sc_add_exp`, `RNA.fold_compound.sc_add_bt`

`sc_add_exp_f(fold_compound self, PyObject * PyFunc) → int`

Bind a function pointer for generic soft constraint feature (PF version)

This function allows one to easily bind a function pointer and corresponding data structure to the soft constraint part `RNA.sc()` of the `RNA.fold_compound()`. The function for evaluating the generic soft constraint feature has to return a pseudo free energy  $\hat{E}$  as Boltzmann factor, i.e.  $\exp(-\hat{E}/kT)$ . The required unit for  $E$  is *cal/mol*.

**SWIG Wrapper Notes**

This function is attached as method `sc_add_exp()` to objects of type `fold_compound`

**Parameters**

`exp` (`RNA.sc_exp`) – A pointer to the function that evaluates the generic soft constraint feature

**Returns**

Non-zero on successful binding the callback function, 0 otherwise

**Return type**

int

**See also:**

[RNA.fold\\_compound.sc\\_add\\_bt](#), [RNA.fold\\_compound.sc\\_add](#), [RNA.fold\\_compound.sc\\_add\\_data](#)

**sc\_add\_f**(*fold\_compound self, PyObject \* callback*) → int

Bind a function pointer for generic soft constraint feature (MFE version)

This function allows one to easily bind a function pointer and corresponding data structure to the soft constraint part `RNA.sc()` of the `RNA.fold_compound()`. The function for evaluating the generic soft constraint feature has to return a pseudo free energy  $\hat{E}$  in *dacal/mol*, where  $1\text{dacal/mol} = 10\text{kcal/mol}$ .

**SWIG Wrapper Notes**

This function is attached as method `sc_add()` to objects of type *fold\_compound*

**Parameters**

**f** (`RNA.sc`) – A pointer to the function that evaluates the generic soft constraint feature

**Returns**

Non-zero on successful binding the callback function, 0 otherwise

**Return type**

int

**See also:**

[RNA.fold\\_compound.sc\\_add\\_data](#), [RNA.fold\\_compound.sc\\_add\\_bt](#), [RNA.fold\\_compound.sc\\_add\\_exp](#)

**sc\_add\_hi\_motif**(*fold\_compound self, char const \* seq, char const \* structure, FLT\_OR\_DBL energy, unsigned int options=*) → int

Add soft constraints for hairpin or interior loop binding motif.

Here is an example that adds a theophylline binding motif. Free energy contribution is derived from  $k_d = 0.1\mu\text{M}$ , taken from Jenison et al. 1994. At  $1\text{M}$  concentration the corresponding binding free energy amounts to  $-9.93\text{ kcal/mol}$ .

**SWIG Wrapper Notes**

This function is attached as method `sc_add_hi_motif()` to objects of type *fold\_compound*

**Parameters**

- **seq** (string) – The sequence motif (may be interspaced by ‘&’ character)
- **structure** (string) – The structure motif (may be interspaced by ‘&’ character)
- **energy** (double) – The free energy of the motif (e.g. binding free energy)
- **options** (unsigned int) – Options

**Returns**

non-zero value if application of the motif using soft constraints was successful

**Return type**

int

**sc\_add\_stack**(*fold\_compound self, int i, double energy, unsigned int options=*) → int

**sc\_add\_stack**(*fold\_compound self, int i, DoubleVector energies, unsigned int options=*) → int

**sc\_add\_up**(\*args)

Add soft constraints for unpaired nucleotides.

**SWIG Wrapper Notes**

This function is attached as an overloaded method `sc_add_up()` to objects of type `fold_compound`. The method either takes arguments for a single nucleotide  $i$  with the corresponding energy value:

or an entire vector that stores free energy contributions for each nucleotide  $i$  with

$1 \leq i \leq n$ : In both variants, the `options` argument is optional can may be omitted.

#### Parameters

- **i** (int) – The nucleotide position the soft constraint is added for
- **energy** (double) – The free energy (soft-constraint) in *kcal/mol*
- **options** (unsigned int) – The options flag indicating how/where to store the soft constraints

#### Returns

Non-zero on successful application of the constraint, 0 otherwise.

#### Return type

int

#### See also:

`RNA.fold_compound.sc_set_up`, `RNA.fold_compound.sc_add_bp`, `RNA.fold_compound.sc_set_bp`

#### `sc_init()`

Initialize an empty soft constraints data structure within a `RNA.fold_compound()`.

This function adds a proper soft constraints data structure to the `RNA.fold_compound()` data structure. If soft constraints already exist within the fold compound, they are removed.

#### SWIG Wrapper Notes

This function is attached as method `sc_init()` to objects of type `fold_compound`

#### See also:

`RNA.fold_compound.sc_set_bp`, `RNA.fold_compound.sc_set_up`, `RNA.fold_compound.sc_add_SHAPE_deigan`, `RNA.fold_compound.sc_add_SHAPE_zarringhalam`, `RNA.fold_compound.sc_remove`, `RNA.fold_compound.sc_add`, `RNA.fold_compound.sc_add_exp`, `RNA.sc_add_pre`, `RNA.sc_add_post`

---

**Note:** Accepts `RNA.fold_compound()` of type `RNA.FC_TYPE_SINGLE` and `RNA.FC_TYPE_COMPARATIVE`

---

#### `sc_mod(*args, **kwargs)`

Prepare soft constraint callbacks for modified base as specified in JSON string.

This function takes a `RNA.sc_mod_param()` data structure as obtained from `RNA.sc_mod_read_from_json()` or `RNA.sc_mod_read_from_jsonfile()` and prepares all requirements to acknowledge modified bases as specified in the provided `params` data structure. All subsequent predictions will treat each modification site special and adjust energy contributions if necessary.

#### SWIG Wrapper Notes

This function is attached as overloaded method `sc_mod()` to objects of type `fold_compound` with default `options = RNA.SC_MOD_DEFAULT`

#### Parameters

- **json** – The JSON formatted string with the modified base parameters

- **modification\_sites** (const unsigned int \*) – A list of modification site, i.e. positions that contain the modified base (1-based, last element in the list indicated by 0)
- **options** (unsigned int) – A bitvector of options how to handle the input, e.g. RNA.SC\_MOD\_DEFAULT

**Returns**

Number of sequence positions modified base parameters will be used for

**Return type**

int

**See also:**

*RNA.sc\_mod\_read\_from\_json*, *RNA.sc\_mod\_read\_from\_jsonfile*, *RNA.fold\_compound.sc\_mod\_json*, *RNA.fold\_compound.sc\_mod\_jsonfile*, *RNA.fold\_compound.sc\_mod\_m6A*, *RNA.fold\_compound.sc\_mod\_pseudouridine*, *RNA.fold\_compound.sc\_mod\_inosine*, *RNA.fold\_compound.sc\_mod\_7DA*, *RNA.fold\_compound.sc\_mod\_purine*, *RNA.sc\_mod\_dihydrouridine*, *RNA.SC\_MOD\_CHECK\_UNMOD*, *RNA.SC\_MOD\_SILENT*, *RNA.SC\_MOD\_DEFAULT*

**sc\_mod\_7DA(\*args, \*\*kwargs)**

Add soft constraint callbacks for 7-deaza-adenosine (7DA)

This is a convenience wrapper to add support for 7-deaza-adenosine using the soft constraint callback mechanism. Modification sites are provided as a list of sequence positions (1-based). Energy parameter corrections are derived from [24].

**SWIG Wrapper Notes**

This function is attached as overloaded method **sc\_mod\_7DA()** to objects of type *fold\_compound* with default *options* = RNA.SC\_MOD\_DEFAULT

**Parameters**

- **modification\_sites** (const unsigned int \*) – A list of modification site, i.e. positions that contain the modified base (1-based, last element in the list indicated by 0)
- **options** (unsigned int) – A bitvector of options how to handle the input, e.g. RNA.SC\_MOD\_DEFAULT

**Returns**

Number of sequence positions modified base parameters will be used for

**Return type**

int

**See also:**

*RNA.SC\_MOD\_CHECK\_FALLBACK*, *RNA.SC\_MOD\_CHECK\_UNMOD*, *RNA.SC\_MOD\_SILENT*, *RNA.SC\_MOD\_DEFAULT*

**sc\_mod\_dihydrouridine(\*args, \*\*kwargs)**

Add soft constraint callbacks for dihydrouridine.

This is a convenience wrapper to add support for dihydrouridine using the soft constraint callback mechanism. Modification sites are provided as a list of sequence positions (1-based). Energy parameter corrections are derived from Rosetta/RECESS predictions.

**SWIG Wrapper Notes**

This function is attached as overloaded method **sc\_mod\_dihydrouridine()** to objects of type *fold\_compound* with default *options* = RNA.SC\_MOD\_DEFAULT

**Parameters**

- **modification\_sites** (const unsigned int \*) – A list of modification site, i.e. positions that contain the modified base (1-based, last element in the list indicated by 0)
- **options** (unsigned int) – A bitvector of options how to handle the input, e.g. RNA.SC\_MOD\_DEFAULT

**Returns**

Number of sequence positions modified base parameters will be used for

**Return type**

int

**See also:**

RNA.SC\_MOD\_CHECK\_FALLBACK, RNA.SC\_MOD\_CHECK\_UNMOD, RNA.SC\_MOD\_SILENT, RNA.SC\_MOD\_DEFAULT

**sc\_mod\_inosine**(\*args, \*\*kwargs)

Add soft constraint callbacks for Inosine.

This is a convenience wrapper to add support for inosine using the soft constraint callback mechanism. Modification sites are provided as a list of sequence positions (1-based). Energy parameter corrections are derived from [30] and [31].

**SWIG Wrapper Notes**

This function is attached as overloaded method **sc\_mod\_inosine()** to objects of type *fold\_compound* with default *options* = RNA.SC\_MOD\_DEFAULT

**Parameters**

- **modification\_sites** (const unsigned int \*) – A list of modification site, i.e. positions that contain the modified base (1-based, last element in the list indicated by 0)
- **options** (unsigned int) – A bitvector of options how to handle the input, e.g. RNA.SC\_MOD\_DEFAULT

**Returns**

Number of sequence positions modified base parameters will be used for

**Return type**

int

**See also:**

RNA.SC\_MOD\_CHECK\_FALLBACK, RNA.SC\_MOD\_CHECK\_UNMOD, RNA.SC\_MOD\_SILENT, RNA.SC\_MOD\_DEFAULT

**sc\_mod\_json**(\*args, \*\*kwargs)

Prepare soft constraint callbacks for modified base as specified in JSON string.

This function prepares all requirements to acknowledge modified bases as specified in the provided *json* string. All subsequent predictions will treat each modification site special and adjust energy contributions if necessary.

**SWIG Wrapper Notes**

This function is attached as overloaded method **sc\_mod\_json()** to objects of type *fold\_compound* with default *options* = RNA.SC\_MOD\_DEFAULT

**Parameters**

- **json** (string) – The JSON formatted string with the modified base parameters

- **modification\_sites** (const unsigned int \*) – A list of modification site, i.e. positions that contain the modified base (1-based, last element in the list indicated by 0)
- **options** (unsigned int) – A bitvector of options how to handle the input, e.g. RNA.SC\_MOD\_DEFAULT

**Returns**

Number of sequence positions modified base parameters will be used for

**Return type**

int

**See also:**

*RNA.fold\_compound.sc\_mod\_jsonfile*, *RNA.fold\_compound.sc\_mod*, *RNA.fold\_compound.sc\_mod\_m6A*, *RNA.fold\_compound.sc\_mod\_pseudouridine*, *RNA.fold\_compound.sc\_mod\_inosine*, *RNA.fold\_compound.sc\_mod\_7DA*, *RNA.fold\_compound.sc\_mod\_purine*, *RNA.fold\_compound.sc\_mod\_dihydrouridine*, *RNA.SC\_MOD\_CHECK\_FALLBACK*, *RNA.SC\_MOD\_CHECK\_UNMOD*, *RNA.SC\_MOD\_SILENT*, *RNA.SC\_MOD\_DEFAULT*, *JSON*, *Parameter*

**sc\_mod\_jsonfile(\*args, \*\*kwargs)**

Prepare soft constraint callbacks for modified base as specified in JSON string.

Similar to *RNA.fold\_compound.sc\_mod\_json()*, this function prepares all requirements to acknowledge modified bases as specified in the provided *json* file. All subsequent predictions will treat each modification site special and adjust energy contributions if necessary.

**SWIG Wrapper Notes**

This function is attached as overloaded method **sc\_mod\_jsonfile()** to objects of type *fold\_compound* with default *options* = *RNA.SC\_MOD\_DEFAULT*

**Parameters**

- **json** – The JSON formatted string with the modified base parameters
- **modification\_sites** (const unsigned int \*) – A list of modification site, i.e. positions that contain the modified base (1-based, last element in the list indicated by 0)

**Returns**

Number of sequence positions modified base parameters will be used for

**Return type**

int

**See also:**

*RNA.fold\_compound.sc\_mod\_json*, *RNA.fold\_compound.sc\_mod*, *RNA.fold\_compound.sc\_mod\_m6A*, *RNA.fold\_compound.sc\_mod\_pseudouridine*, *RNA.fold\_compound.sc\_mod\_inosine*, *RNA.fold\_compound.sc\_mod\_7DA*, *RNA.fold\_compound.sc\_mod\_purine*, *RNA.fold\_compound.sc\_mod\_dihydrouridine*, *RNA.SC\_MOD\_CHECK\_FALLBACK*, *RNA.SC\_MOD\_CHECK\_UNMOD*, *RNA.SC\_MOD\_SILENT*, *RNA.SC\_MOD\_DEFAULT*, *JSON*, *Parameter*

**sc\_mod\_m6A(\*args, \*\*kwargs)**

Add soft constraint callbacks for N6-methyl-adenosine (m6A)

This is a convenience wrapper to add support for m6A using the soft constraint callback mechanism. Modification sites are provided as a list of sequence positions (1-based). Energy parameter corrections are derived from [17].

**SWIG Wrapper Notes**

This function is attached as overloaded method **sc\_mod\_m6A()** to objects of type *fold\_compound* with default *options* = *RNA.SC\_MOD\_DEFAULT*



**Parameters**

- **modification\_sites** (const unsigned int \*) – A list of modification site, i.e. positions that contain the modified base (1-based, last element in the list indicated by 0)
- **options** (unsigned int) – A bitvector of options how to handle the input, e.g. RNA.SC\_MOD\_DEFAULT

**Returns**

Number of sequence positions modified base parameters will be used for

**Return type**

int

**See also:**

RNA.SC\_MOD\_CHECK\_FALLBACK, RNA.SC\_MOD\_CHECK\_UNMOD, RNA.SC\_MOD\_SILENT, RNA.SC\_MOD\_DEFAULT

**sc\_mod\_pseudouridine**(\*args, \*\*kwargs)

Add soft constraint callbacks for Pseudouridine.

This is a convenience wrapper to add support for pseudouridine using the soft constraint callback mechanism. Modification sites are provided as a list of sequence positions (1-based). Energy parameter corrections are derived from [15].

**SWIG Wrapper Notes**

This function is attached as overloaded method **sc\_mod\_pseudouridine()** to objects of type *fold\_compound* with default *options* = RNA.SC\_MOD\_DEFAULT

**Parameters**

- **modification\_sites** (const unsigned int \*) – A list of modification site, i.e. positions that contain the modified base (1-based, last element in the list indicated by 0)
- **options** (unsigned int) – A bitvector of options how to handle the input, e.g. RNA.SC\_MOD\_DEFAULT

**Returns**

Number of sequence positions modified base parameters will be used for

**Return type**

int

**See also:**

RNA.SC\_MOD\_CHECK\_FALLBACK, RNA.SC\_MOD\_CHECK\_UNMOD, RNA.SC\_MOD\_SILENT, RNA.SC\_MOD\_DEFAULT

**sc\_mod\_purine**(\*args, \*\*kwargs)

Add soft constraint callbacks for Purine (a.k.a. nebularine)

This is a convenience wrapper to add support for Purine using the soft constraint callback mechanism. Modification sites are provided as a list of sequence positions (1-based). Energy parameter corrections are derived from [16].

**SWIG Wrapper Notes**

This function is attached as overloaded method **sc\_mod\_purine()** to objects of type *fold\_compound* with default *options* = RNA.SC\_MOD\_DEFAULT

**Parameters**

- **modification\_sites** (const unsigned int \*) – A list of modification site, i.e. positions that contain the modified base (1-based, last element in the list indicated by 0)
- **options** (unsigned int) – A bitvector of options how to handle the input, e.g. RNA.SC\_MOD\_DEFAULT

**Returns**

Number of sequence positions modified base parameters will be used for

**Return type**

int

**See also:**

RNA.SC\_MOD\_CHECK\_FALLBACK, RNA.SC\_MOD\_CHECK\_UNMOD, RNA.SC\_MOD\_SILENT, RNA.SC\_MOD\_DEFAULT

**sc\_remove()**

Remove soft constraints from RNA.fold\_compound().

**SWIG Wrapper Notes**

This function is attached as method **sc\_remove()** to objects of type *fold\_compound*

---

**Note:** Accepts RNA.fold\_compound() of type RNA.FC\_TYPE\_SINGLE and RNA.FC\_TYPE\_COMPARATIVE

---

**sc\_set\_bp**(*fold\_compound self, DoubleDoubleVector constraints, unsigned int options=*) → int

Set soft constraints for paired nucleotides.

**SWIG Wrapper Notes**

This function is attached as method **sc\_set\_bp()** to objects of type *fold\_compound*

**Parameters**

- **constraints** (const FLT\_OR\_DBL \*\*) – A two-dimensional array of pseudo free energies in *kcal/mol*
- **options** (unsigned int) – The options flag indicating how/where to store the soft constraints

**Returns**

Non-zero on successful application of the constraint, 0 otherwise.

**Return type**

int

**See also:**

*RNA.fold\_compound.sc\_add\_bp, RNA.fold\_compound.sc\_set\_up, RNA.fold\_compound.sc\_add\_up*

---

**Note:** This function replaces any pre-existing soft constraints with the ones supplied in *constraints*.

---

**sc\_set\_stack**(*fold\_compound self, DoubleVector constraints, unsigned int options=*) → int

**sc\_set\_stack**(*fold\_compound self, DoubleDoubleVector constraints, unsigned int options=*) → int

**sc\_set\_up**(*fold\_compound self, DoubleVector constraints, unsigned int options=*) → int

Set soft constraints for unpaired nucleotides.

**SWIG Wrapper Notes**

This function is attached as method **sc\_set\_up()** to objects of type *fold\_compound*

**Parameters**

- **constraints** (const FLT\_OR\_DBL \*) – A vector of pseudo free energies in *kcal/mol*
- **options** (unsigned int) – The options flag indicating how/where to store the soft constraints

**Returns**

Non-zero on successful application of the constraint, 0 otherwise.

**Return type**

int

**See also:**

[RNA.fold\\_compound.sc\\_add\\_up](#), [RNA.fold\\_compound.sc\\_set\\_bp](#), [RNA.fold\\_compound.sc\\_add\\_bp](#)

---

**Note:** This function replaces any pre-existing soft constraints with the ones supplied in *constraints*.

---

**property sequence**

**sequence\_add**(\*args, \*\*kwargs)

**property sequence\_encoding**

**property sequence\_encoding2**

**sequence\_prepare**()

**sequence\_remove**(i)

**sequence\_remove\_all**()

**property strand\_end**

**property strand\_number**

**property strand\_order**

**property strand\_start**

**property strands**

**subopt**(*fold\_compound self*, *int delta*, *int sorted=1*, *FILE \* nullfile=None*) → *SuboptVector*

Returns list of subopt structures or writes to fp.

This function produces **all** suboptimal secondary structures within ‘delta’ \* 0.01 kcal/mol of the optimum, see [32]. The results are either directly written to a ‘fp’ (if ‘fp’ is not NULL), or (fp==NULL) returned in a *RNA.subopt\_solution()* \* list terminated by an entry where the ‘structure’ member is NULL.

**SWIG Wrapper Notes**

This function is attached as method **subopt()** to objects of type *fold\_compound*

**Parameters**

- **delta** (int) –
- **sorted** (int) – Sort results by energy in ascending order
- **fp** (FILE \*) –

**Return type**

*RNA.subopt\_solution()* \*

**See also:**

[RNA.fold\\_compound.subopt\\_cb](#), [RNA.fold\\_compound.subopt\\_zuker](#)

---

**Note:** This function requires all multibranch loop DP matrices for unique multibranch loop backtracing. Therefore, the supplied `RNA.fold_compound()fc`` (argument 1) must be initialized with `RNA.md().uniq_ML = 1`, for instance like this:

---

**subopt\_cb**(*fold\_compound self, int delta, PyObject \* PyFunc, PyObject \* data=Py\_None*) → *PyObject \**  
Generate suboptimal structures within an energy band around the MFE.

This is the most generic implementation of the suboptimal structure generator according to Wuchty et al. 1999 [32]. Identical to `RNA.fold_compound.subopt()`, it computes all secondary structures within an energy band *delta* around the MFE. However, this function does not print the resulting structures and their corresponding free energies to a file pointer, or returns them as a list. Instead, it calls a user-provided callback function which it passes the structure in dot-bracket format, the corresponding free energy in kcal/mol, and a user-provided data structure each time a structure was backtracked successfully. This function indicates the final output, i.e. the end of the backtracking procedure by passing NULL instead of an actual dot-bracket string to the callback.

**SWIG Wrapper Notes**

This function is attached as method `subopt_cb()` to objects of type *fold\_compound*

**Parameters**

- **delta** (int) – Energy band around the MFE in 10cal/mol, i.e. deka-calories
- **cb** (`RNA.subopt_result`) – Pointer to a callback function that handles the backtracked structure and its free energy in kcal/mol
- **data** (`void *`) – Pointer to some data structure that is passed along to the callback

**See also:**

`RNA.subopt_result`, [RNA.fold\\_compound.subopt](#), [RNA.fold\\_compound.subopt\\_zuker](#)

---

**Note:** This function requires all multibranch loop DP matrices for unique multibranch loop backtracing. Therefore, the supplied `RNA.fold_compound()fc`` (argument 1) must be initialized with `RNA.md().uniq_ML = 1`, for instance like this:

---

**subopt\_zuker()**

Compute Zuker type suboptimal structures.

Compute Suboptimal structures according to M. Zuker [35], i.e. for every possible base pair the minimum energy structure containing the resp. base pair. Returns a list of these structures and their energies.

**SWIG Wrapper Notes**

This function is attached as method `subopt_zuker()` to objects of type *fold\_compound*

**Returns**

List of zuker suboptimal structures

**Return type**

`RNA.subopt_solution()` \*

**See also:**

[RNA.fold\\_compound.subopt](#), [zuckersubopt](#), [zuckersubopt\\_par](#)

**property thisown**

The membership flag

**property type**

**ud\_add\_motif**(*fold\_compound self*, *std::string motif*, *double motif\_en*, *std::string name=""*, *unsigned int options=*)

Add an unstructured domain motif, e.g. for ligand binding.

This function adds a ligand binding motif and the associated binding free energy to the `RNA.ud()` attribute of a `RNA.fold_compound()`. The motif data will then be used in subsequent secondary structure predictions. Multiple calls to this function with different motifs append all additional data to a list of ligands, which all will be evaluated. Ligand motif data can be removed from the `RNA.fold_compound()` again using the `RNA.fold_compound.ud_remove()` function. The loop type parameter allows one to limit the ligand binding to particular loop type, such as the exterior loop, hairpin loops, interior loops, or multibranch loops.

**Parameters**

- **motif** (string) – The sequence motif the ligand binds to
- **motif\_en** (double) – The binding free energy of the ligand in kcal/mol
- **motif\_name** (string) – The name/id of the motif (may be `NULL`)
- **loop\_type** (unsigned int) – The loop type the ligand binds to

**See also:**

`RNA.UNSTRUCTURED_DOMAIN_EXT_LOOP`, `RNA.UNSTRUCTURED_DOMAIN_HP_LOOP`, `RNA.UNSTRUCTURED_DOMAIN_INT_LOOP`, `RNA.UNSTRUCTURED_DOMAIN_MB_LOOP`, `RNA.UNSTRUCTURED_DOMAIN_ALL_LOOPS`, `RNA.fold_compound.ud_remove`

**ud\_remove()**

Remove ligand binding to unpaired stretches.

This function removes all ligand motifs that were bound to a `RNA.fold_compound()` using the `RNA.fold_compound.ud_add_motif()` function.

**SWIG Wrapper Notes**

This function is attached as method `ud_remove()` to objects of type `fold_compound`

**ud\_set\_data**(*fold\_compound self*, *PyObject \* data*, *PyObject \* free\_cb=Py\_None*) → `PyObject *`

Attach an auxiliary data structure.

This function binds an arbitrary, auxiliary data structure for user-implemented ligand binding. The optional callback `free_cb` will be passed the bound data structure whenever the `RNA.fold_compound()` is removed from memory to avoid memory leaks.

**SWIG Wrapper Notes**

This function is attached as method `ud_set_data()` to objects of type `fold_compound`

**Parameters**

- **data** (void \*) – A pointer to the auxiliary data structure
- **free\_cb** (`RNA.auxdata_free`) – A pointer to a callback function that free's memory occupied by `data`

**See also:**

`RNA.fold_compound.ud_set_prod_rule_cb`, `RNA.fold_compound.ud_set_exp_prod_rule_cb`, `RNA.fold_compound.ud_remove`

**ud\_set\_exp\_prod\_rule\_cb**(*fold\_compound self*, *PyObject \* prod\_cb*, *PyObject \* eval\_cb*) → *PyObject \**

Attach production rule for partition function.

This function is the partition function companion of `RNA.fold_compound.ud_set_prod_rule_cb()`.

Use it to bind callbacks to (i) fill the  $U$  production rule dynamic programming matrices and/or prepare the `RNA.unstructured_domain().data`, and (ii) provide a callback to retrieve partition functions for subsegments  $[i, j]$ .

#### SWIG Wrapper Notes

This function is attached as method `ud_set_exp_prod_rule_cb()` to objects of type *fold\_compound*

#### Parameters

- **pre\_cb** (`RNA.ud_exp_production`) – A pointer to a callback function for the  $B$  production rule
- **exp\_e\_cb** (`RNA.ud_exp`) – A pointer to a callback function that retrieves the partition function for a segment  $[i, j]$  that may be bound by one or more ligands.

#### See also:

`RNA.fold_compound.ud_set_prod_rule_cb`

**ud\_set\_prob\_cb**(*fold\_compound self*, *PyObject \* setter\_cb*, *PyObject \* getter\_cb*) → *PyObject \**

#### SWIG Wrapper Notes

This function is attached as method `ud_set_prob_cb()` to objects of type *fold\_compound*

**ud\_set\_prod\_rule\_cb**(*fold\_compound self*, *PyObject \* prod\_cb*, *PyObject \* eval\_cb*) → *PyObject \**

Attach production rule callbacks for free energies computations.

Use this function to bind a user-implemented grammar extension for unstructured domains.

The callback *e\_cb* needs to evaluate the free energy contribution  $f(i, j)$  of the unpaired segment  $[i, j]$ . It will be executed in each of the regular secondary structure production rules. Whenever the callback is passed the `RNA.UNSTRUCTURED_DOMAIN_MOTIF` flag via its *loop\_type* parameter the contribution of any ligand that consecutively binds from position  $i$  to  $j$  (the white box) is requested. Otherwise, the callback usually performs a lookup in the precomputed  $B$  matrices. Which  $B$  matrix is addressed will be indicated by the flags `RNA.UNSTRUCTURED_DOMAIN_EXT_LOOP`, `RNA.UNSTRUCTURED_DOMAIN_HP_LOOP`, `RNA.UNSTRUCTURED_DOMAIN_INT_LOOP`, and `RNA.UNSTRUCTURED_DOMAIN_MB_LOOP`. As their names already imply, they specify exterior loops ( $F$  production rule), hairpin loops and interior loops ( $C$  production rule), and multibranch loops ( $M$  and  $MI$  production rule).

The *pre\_cb* callback will be executed as a pre-processing step right before the regular secondary structure rules. Usually one would use this callback to fill the dynamic programming matrices  $U$  and preparations of the auxiliary data structure `RNA.unstructured_domain().data`

#### SWIG Wrapper Notes

This function is attached as method `ud_set_prod_rule_cb()` to objects of type *fold\_compound*

#### Parameters

- **pre\_cb** (`RNA.ud_production`) – A pointer to a callback function for the  $B$  production rule
- **e\_cb** (`RNA.ud`) – A pointer to a callback function for free energy evaluation

**zsc\_compute**(*i, j, e*)

**zsc\_compute\_raw**(*i, j, e*)

**zsc\_filter\_free()**

**zsc\_filter\_init(\*args, \*\*kwargs)**

**zsc\_filter\_on()**

**zsc\_filter\_threshold()**

**zsc\_filter\_update(\*args, \*\*kwargs)**

**RNA.free\_alifold\_arrays()**

Free the memory occupied by MFE alifold functions.

Deprecated since version 2.6.3: Usage of this function is discouraged! It only affects memory being free'd that was allocated by an old API function before. Release of memory occupied by the newly introduced `RNA.fold_compound()` is handled by `RNA.fold_compound_free()`

**See also:**

`RNA.fold_compound_free`

**RNA.free\_arrays()**

Free arrays for mfe folding.

Deprecated since version 2.6.3: See `RNA.fold()`, `RNA.circfold()`, or `RNA.fold_compound.mfe()` and `RNA.fold_compound()` for the usage

**of the**

new API!

**RNA.free\_co\_arrays()**

Free memory occupied by `cofold()`

Deprecated since version 2.6.3: This function will only free memory allocated by a prior call of `cofold()` or `cofold_par()`. See `RNA.fold_compound.mfe_dimer()` for how to use the new API

**See also:**

`RNA.fc_destroy`, `RNA.fold_compound.mfe_dimer`

---

**Note:** folding matrices now reside in the fold compound, and should be free'd there

---

**RNA.free\_co\_pf\_arrays()**

Free the memory occupied by `co_pf_fold()`

Deprecated since version 2.6.3: This function will be removed for the new API soon! See `RNA.fold_compound.pf_dimer()`,

**RNA.fold\_compound()**,

and `RNA.fold_compound_free()` for an alternative

**RNA.free\_path(path)**

Free memory allocated by `get_path()` function.

Deprecated since version 2.6.3: Use `RNA.path_free()` instead!

**Parameters**

**path** (`RNA.path()` \*) – pointer to memory to be freed

**RNA.free\_pf\_arrays()**

Free arrays for the partition function recursions.

Call this function if you want to free all allocated memory associated with the partition function forward recursion.

Deprecated since version 2.6.3: See `RNA.fold_compound()` and its related functions for how to free memory occupied by the dynamic programming matrices

---

**Note:** Successive calls of `pf_fold()`, `pf_circ_fold()` already check if they should free any memory from a previous run. **OpenMP notice:**

This function should be called before leaving a thread in order to avoid leaking memory

**Postcondition**

All memory allocated by `pf_fold_par()`, `pf_fold()` or `pf_circ_fold()` will be free'd

---

**See also:**

`pf_fold_par`, `pf_fold`, `pf_circ_fold`

`RNA.free_profile(T)`

free space allocated in `Make_bp_profile`

Backward compatibility only. You can just use plain `free()`

`RNA.free_tree(t)`

Free the memory allocated for Tree *t*.

**Parameters**

*t* (Tree \*) –

`RNA.get_aligned_line(arg1)`

`RNA.get_centroid_struct_pl(length, dist, pl)`

Get the centroid structure of the ensemble.

Deprecated since version 2.6.3: This function was renamed to `RNA.centroid_from_plist()`

`RNA.get_centroid_struct_pr(length, dist, pr)`

Get the centroid structure of the ensemble.

Deprecated since version 2.6.3: This function was renamed to `RNA.centroid_from_probs()`

`RNA.get_concentrations(FcAB, FcAA, FcBB, FEA, FEB, A0, BO)`

`RNA.get_multi_input_line(string, options)`

`RNA.get_path(std::string seq, std::string s1, std::string s2, int maxkeep)` → *PathVector*

`RNA.get_pr(i, j)`

`RNA.get_xy_coordinates(char const * structure)` → *COORDINATE*

Compute nucleotide coordinates for secondary structure plot.

This function takes a secondary structure and computes X-Y coordinates for each nucleotide that then can be used to create a structure plot. The parameter *plot\_type* is used to select the underlying layout algorithm. Currently, the following selections are provided:

- `RNA.PLOT_TYPE_SIMPLE`
- `RNA.PLOT_TYPE_NAVIEW`
- `RNA.PLOT_TYPE_CIRCULAR`
- `RNA.PLOT_TYPE_TURTLE`
- `RNA.PLOT_TYPE_PUZZLER`

Passing an unsupported selection leads to the default algorithm `RNA.PLOT_TYPE_NAVIEW`

Here is a simple example how to use this function, assuming variable *structure* contains a valid dot-bracket string:



**Parameters**

- **structure** (string) – The secondary structure in dot-bracket notation
- **x** (float \*\*) – The address of a pointer of X coordinates (pointer will point to memory, or NULL on failure)
- **y** (float \*\*) – The address of a pointer of Y coordinates (pointer will point to memory, or NULL on failure)
- **plot\_type** (int) – The layout algorithm to be used

**Returns**

The length of the structure on success, 0 otherwise

**Return type**

int

**See also:**

`RNA.plot_coords_pt`, `RNA.plot_coords_simple`, `RNA.plot_coords_naview`, `RNA.plot_coords_circular`, `RNA.plot_coords_turtle`, `RNA.plot_coords_puzzler`

---

**Note:** On success, this function allocates memory for X and Y coordinates and assigns the pointers at addresses *x* and *y* to the corresponding memory locations. It's the users responsibility to cleanup this memory after usage!

---

`RNA.gettype(ident)`

`RNA.gmlRNA(string, structure, ssfile, option)`

Produce a secondary structure graph in Graph Meta Language (gml) and write it to a file.

If 'option' is an uppercase letter the RNA sequence is used to label nodes, if 'option' equals 'X' or 'x' the resulting file will coordinates for an initial layout of the graph.

**Parameters**

- **string** (string) – The RNA sequence
- **structure** (string) – The secondary structure in dot-bracket notation
- **ssfile** (string) – The filename of the gml output
- **option** (char) – The option flag

**Returns**

1 on success, 0 otherwise

**Return type**

int

`RNA.hamming(s1, s2)`

Calculate hamming distance between two sequences.

**Parameters**

- **s1** (string) – The first sequence
- **s2** (string) – The second sequence

**Returns**

The hamming distance between *s1* and *s2*

**Return type**

int

`RNA.hamming_bound(s1, s2, n)`

Calculate hamming distance between two sequences up to a specified length.

This function is similar to `RNA.hamming_distance()` but instead of comparing both sequences up to their actual length only the first ‘n’ characters are taken into account

**Parameters**

- **s1** (string) – The first sequence
- **s2** (string) – The second sequence
- **n** (int) – The length of the subsequences to consider (starting from the 5’ end)

**Returns**

The hamming distance between s1 and s2

**Return type**

int

`RNA.hamming_distance(s1, s2)`

`RNA.hamming_distance_bound(s1, s2, n)`

**class** `RNA.hc`

Bases: `object`

The hard constraints data structure.

The content of this data structure determines the decomposition pattern used in the folding recursions. Attribute ‘matrix’ is used as source for the branching pattern of the decompositions during all folding recursions. Any entry in `matrix[i,j]` consists of the 6 LSB that allows one to distinguish the following types of base pairs:

- in the exterior loop (`RNA.CONSTRAINT_CONTEXT_EXT_LOOP`)
- enclosing a hairpin (`RNA.CONSTRAINT_CONTEXT_HP_LOOP`)
- enclosing an interior loop (`RNA.CONSTRAINT_CONTEXT_INT_LOOP`)
- enclosed by an exterior loop (`RNA.CONSTRAINT_CONTEXT_INT_LOOP_ENC`)
- enclosing a multi branch loop (`RNA.CONSTRAINT_CONTEXT_MB_LOOP`)
- enclosed by a multi branch loop (`RNA.CONSTRAINT_CONTEXT_MB_LOOP_ENC`)

The four linear arrays ‘up\_xxx’ provide the number of available unpaired nucleotides (including position i) 3’ of each position in the sequence.

**See also:**

`RNA.fold_compound.hc_init`, `RNA.hc_free`, `RNA.CONSTRAINT_CONTEXT_EXT_LOOP`,  
`RNA.CONSTRAINT_CONTEXT_HP_LOOP`, `RNA.CONSTRAINT_CONTEXT_INT_LOOP`, `RNA.CONSTRAINT_CONTEXT_MB_LOOP`,  
`RNA.CONSTRAINT_CONTEXT_MB_LOOP_ENC`

**type**

**Type**

`vrna_hc_type_e`

**n**

**Type**

unsigned int

**state**

**Type**

unsigned char

**mx**

**Type**  
unsigned char \*

**matrix\_local**

**Type**  
unsigned char \*\*

**@23**

**Type**  
union vrna\_hc\_s::@22

**up\_ext**

A linear array that holds the number of allowed unpaired nucleotides in an exterior loop.

**Type**  
int \*

**up\_hp**

A linear array that holds the number of allowed unpaired nucleotides in a hairpin loop.

**Type**  
int \*

**up\_int**

A linear array that holds the number of allowed unpaired nucleotides in an interior loop.

**Type**  
int \*

**up\_ml**

A linear array that holds the number of allowed unpaired nucleotides in a multi branched loop.

**Type**  
int \*

**f**

A function pointer that returns whether or not a certain decomposition may be evaluated.

**Type**  
vrna\_hc\_eval\_f

**data**

A pointer to some structure where the user may store necessary data to evaluate its generic hard constraint function.

**Type**  
void \*

**free\_data**

A pointer to a function to free memory occupied by auxiliary data.

The function this pointer is pointing to will be called upon destruction of the RNA.hc(), and provided with the RNA.hc().data pointer that may hold auxiliary data. Hence, to avoid leaking memory, the user may use this pointer to free memory occupied by auxiliary data.

**Type**  
vrna\_auxdata\_free\_f

**depot**

**Type**  
vrna\_hc\_depot\_t \*

**C++ includes****Type**

ViennaRNA/constraints/hard.h

**property mx****property n****property thisown**

The membership flag

**property type****property up\_ext****property up\_hp****property up\_int****property up\_ml****RNA.heat\_capacity**(*sequence*, *T\_min=0.0*, *T\_max=100.0*, *T\_increment=1.0*, *mpoints=2*)

Compute the specific heat for an RNA (simplified variant)

Similar to `RNA.fold_compound.heat_capacity()`, this function computes an RNAs specific heat in a given temperature range from the partition function by numeric differentiation. This simplified version, however, only requires the RNA sequence as input instead of a `RNA.fold_compound()` data structure. The result is returned as a list of pairs of temperature in C and specific heat in Kcal/(Mol\*K).

Users can specify the temperature range for the computation from *T\_min* to *T\_max*, as well as the increment step size *T\_increment*. The latter also determines how many times the partition function is computed. Finally, the parameter *mpoints* determines how smooth the curve should be. The algorithm itself fits a parabola to  $2 \cdot mpoints + 1$  data points to calculate 2nd derivatives. Increasing this parameter produces a smoother curve.

**SWIG Wrapper Notes**

This function is available as overloaded function `heat_capacity()`. If the optional function arguments *T\_min*, *T\_max*, *T\_increment*, and *mpoints* are omitted, they default to 0.0, 100.0, 1.0 and 2, respectively.

**Parameters**

- **sequence** (string) – The RNA sequence input (must be uppercase)
- **T\_min** (float) – Lowest temperature in C
- **T\_max** (float) – Highest temperature in C
- **T\_increment** (float) – Stepsize for temperature incrementation in C (a reasonable choice might be 1C)
- **mpoints** (unsigned int) – The number of interpolation points to calculate 2nd derivative (a reasonable choice might be 2, min: 1, max: 100)

**Returns**

A list of pairs of temperatures and corresponding heat capacity or *NULL* upon any failure. The last entry of the list is indicated by a **temperature** field set to a value smaller than *T\_min*

**Return type**

RNA.heat\_capacity() \*

**See also:**

[RNA.fold\\_compound.heat\\_capacity](#), [RNA.fold\\_compound.heat\\_capacity\\_cb](#), [RNA.heat\\_capacity](#), [RNA.heat\\_capacity](#)

**class** RNA.**heat\_capacity\_result**

Bases: object

**property** heat\_capacity

**property** temperature

**property** thisown

The membership flag

**class** RNA.**hx**(start, end, length, up5=0, up3=0)

Bases: object

**property** end

**property** length

**property** start

**property** thisown

The membership flag

**property** up3

**property** up5

RNA.**hx\_from\_ptable**(IntVector pt) → *HelixVector*

RNA.**hx\_from\_ptable**(varArrayShort pt) → *HelixVector*

Convert a pair table representation of a secondary structure into a helix list.

**Parameters**

**pt** (list-like(int)) – The secondary structure in pair table representation

**Returns**

The secondary structure represented as a helix list

**Return type**

RNA.hx() \*

RNA.**init\_pf\_fold**(length)

Allocate space for pf\_fold()

Deprecated since version 2.6.3: This function is obsolete and will be removed soon!

RNA.**init\_rand**(\*args)

Initialize the random number generator with a pre-defined seed.

**SWIG Wrapper Notes**

This function is available as an overloaded function **init\_rand()** where the argument *seed* is optional.

**Parameters**

**seed** (unsigned int) – The seed for the random number generator

**See also:**

[RNA.init\\_rand](#), [RNA.urn](#)

RNA.**initialize\_cofold**(length)

allocate arrays for folding

Deprecated since version 2.6.3: {This function is obsolete and will be removed soon!}

**class** RNA.**intArray**(nelements)

Bases: object

`cast()`

`static frompointer(t)`

**property thisown**

The membership flag

`RNA.intArray_frompointer(t)`

`RNA.intP_getitem(ary, index)`

`RNA.intP_setitem(ary, index, value)`

`RNA.int_urn(_from, to)`

Generates a pseudo random integer in a specified range.

**Parameters**

- **from** (int) – The first number in range
- **to** (int) – The last number in range

**Returns**

A pseudo random number in range [from, to]

**Return type**

int

**See also:**

[RNA.urn](#), [RNA.init\\_rand](#)

`RNA.inverse_fold(char * start, char const * target) → char *`

Find sequences with predefined structure.

This function searches for a sequence with minimum free energy structure provided in the parameter ‘target’, starting with sequence ‘start’. It returns 0 if the search was successful, otherwise a structure distance in terms of the energy difference between the search result and the actual target ‘target’ is returned. The found sequence is returned in ‘start’. If give\_up is set to 1, the function will return as soon as it is clear that the search will be unsuccessful, this speeds up the algorithm if you are only interested in exact solutions.

**Parameters**

- **start** (string) – The start sequence
- **target** (string) – The target secondary structure in dot-bracket notation

**Returns**

The distance to the target in case a search was unsuccessful, 0 otherwise

**Return type**

float

`RNA.inverse_pf_fold(char * start, char const * target) → char *`

Find sequence that maximizes probability of a predefined structure.

This function searches for a sequence with maximum probability to fold into the provided structure ‘target’ using the partition function algorithm. It returns  $-kT \cdot \log(p)$  where  $p$  is the frequency of ‘target’ in the ensemble of possible structures. This is usually much slower than `inverse_fold()`.

**Parameters**

- **start** (string) – The start sequence
- **target** (string) – The target secondary structure in dot-bracket notation

**Returns**

The distance to the target in case a search was unsuccessful, 0 otherwise

**Return type**

float

**RNA.last\_parameter\_file()**

Get the file name of the parameter file that was most recently loaded.

**Returns**

The file name of the last parameter file, or NULL if parameters are still at defaults

**Return type**

string

**RNA.loop\_energy(*ptable, s, s1, i*)**

Calculate energy of a loop.

Deprecated since version 2.6.3: Use `RNA.fold_compound.eval_loop_pt()` instead!**Parameters**

- **ptable** (`list-like(int)`) – the pair table of the secondary structure
- **s** (`list-like(int)`) – encoded RNA sequence
- **s1** (`list-like(int)`) – encoded RNA sequence
- **i** (`int`) – position of covering base pair

**Returns**

free energy of the loop in 10cal/mol

**Return type**

int

**See also:**[\*RNA.fold\\_compound.eval\\_loop\\_pt\*](#)**RNA.loopidx\_from\_ptable(*IntVector pt*)** → *IntVector***RNA.loopidx\_from\_ptable(*varArrayShort pt*)** → *varArrayInt*

Get a loop index representation of a structure.

**RNA.make\_loop\_index(*structure*)****RNA.make\_tree(*struc*)**Constructs a Tree ( essentially the postorder list ) of the structure 'struc', for use in `tree_edit_distance()`.**Parameters****struc** (string) – may be any rooted structure representation.**Return type**

Tree \*

**RNA.maximum\_matching(*sequence*)****SWIG Wrapper Notes**This function is available as global function `maximum_matching()`.**class RNA.md(*\*args, \*\*kwargs*)**

Bases: object

The data structure that contains the complete model details used throughout the calculations.

For convenience reasons, we provide the type name `RNA.md()` to address this data structure without the use of the struct keyword**See also:**`RNA.md.reset()`, `set_model_details()`, `RNA.md_update()`, `RNA.md()`

**SWIG Wrapper Notes**

This data structure is wrapped as an object **md** with multiple related functions attached as methods.

A new set of default parameters can be obtained by calling the constructor of **md**:

- *md()*– Initialize with default settings

The resulting object has a list of attached methods which directly correspond to functions that mainly operate on the corresponding C data structure:

- *reset()*–RNA.md\_set\_default()
- *set\_from\_globals()*–set\_model\_details()
- *option\_string()*–RNA.md\_option\_string()

Note, that default parameters can be modified by directly setting any of the following global variables. Internally, getting/setting default parameters using their global variable representative translates into calls of the following functions, therefore these wrappers for these functions do not exist in the scripting language interface(s):

global variable

C getter

C setter

temperature

RNA.md\_defaults\_temperature\_get()

RNA.md\_defaults\_temperature()

dangles

RNA.md\_defaults\_dangles\_get()

RNA.md\_defaults\_dangles()

betaScale

RNA.md\_defaults\_betaScale\_get()

RNA.md\_defaults\_betaScale()

tetra\_loop

this is an alias of *special\_hp*

special\_hp

RNA.md\_defaults\_special\_hp\_get()

RNA.md\_defaults\_special\_hp()

noLonelyPairs

this is an alias of *noLP*

noLP

RNA.md\_defaults\_noLP\_get()

RNA.md\_defaults\_noLP()

noGU

RNA.md\_defaults\_noGU\_get()

RNA.md\_defaults\_noGU()

no\_closingGU

this is an alias of *noGUclosure*

noGUclosure



---

RNA.md\_defaults\_noGUclosure\_get()  
RNA.md\_defaults\_noGUclosure()  
logML  
RNA.md\_defaults\_logML\_get()  
RNA.md\_defaults\_logML()  
circ  
RNA.md\_defaults\_circ\_get()  
RNA.md\_defaults\_circ()  
gquad  
RNA.md\_defaults\_gquad\_get()  
RNA.md\_defaults\_gquad()  
uniq\_ML  
RNA.md\_defaults\_uniq\_ML\_get()  
RNA.md\_defaults\_uniq\_ML()  
energy\_set  
RNA.md\_defaults\_energy\_set\_get()  
RNA.md\_defaults\_energy\_set()  
backtrack  
RNA.md\_defaults\_backtrack\_get()  
RNA.md\_defaults\_backtrack()  
backtrack\_type  
RNA.md\_defaults\_backtrack\_type\_get()  
RNA.md\_defaults\_backtrack\_type()  
do\_backtrack  
this is an alias of *compute\_bpp*  
compute\_bpp  
RNA.md\_defaults\_compute\_bpp\_get()  
RNA.md\_defaults\_compute\_bpp()  
max\_bp\_span  
RNA.md\_defaults\_max\_bp\_span\_get()  
RNA.md\_defaults\_max\_bp\_span()  
min\_loop\_size  
RNA.md\_defaults\_min\_loop\_size\_get()  
RNA.md\_defaults\_min\_loop\_size()  
window\_size  
RNA.md\_defaults\_window\_size\_get()  
RNA.md\_defaults\_window\_size()  
oldAliEn  
RNA.md\_defaults\_oldAliEn\_get()

RNA.md\_defaults\_oldAliEn()

ribo

RNA.md\_defaults\_ribo\_get()

RNA.md\_defaults\_ribo()

cv\_fact

RNA.md\_defaults\_cv\_fact\_get()

RNA.md\_defaults\_cv\_fact()

nc\_fact

RNA.md\_defaults\_nc\_fact\_get()

RNA.md\_defaults\_nc\_fact()

sfact

RNA.md\_defaults\_sfact\_get()

RNA.md\_defaults\_sfact()

### **temperature**

The temperature used to scale the thermodynamic parameters.

#### **Type**

double

### **betaScale**

A scaling factor for the thermodynamic temperature of the Boltzmann factors.

#### **Type**

double

### **pf\_smooth**

A flag specifying whether energies in Boltzmann factors need to be smoothed.

#### **Type**

int

### **dangles**

Specifies the dangle model used in any energy evaluation (0,1,2 or 3)

If set to 0 no stabilizing energies are assigned to bases adjacent to helices in free ends and multiloops (so called dangling ends). Normally (dangles = 1) dangling end energies are assigned only to unpaired bases and a base cannot participate simultaneously in two dangling ends. In the partition function algorithm `RNA.fold_compound.pf()` these checks are neglected. To provide comparability between free energy minimization and partition function algorithms, the default setting is 2. This treatment of dangling ends gives more favorable energies to helices directly adjacent to one another, which can be beneficial since such helices often do engage in stabilizing interactions through co-axial stacking. If set to 3 co-axial stacking is explicitly included for adjacent helices in multiloops. The option affects only mfe folding and energy evaluation (`RNA.mfe()` and `RNA.eval_structure()`), as well as suboptimal folding (`RNA.subopt()`) via re-evaluation of energies. Co-axial stacking with one intervening mismatch is not considered so far. Note, that some functions do not implement all dangle model but only a subset of (0,1,2,3). In particular, partition function algorithms can only handle 0 and 2. Read the documentation of the particular recurrences or energy evaluation function for information about the provided dangle model.

#### **Type**

int

### **special\_hp**

Include special hairpin contributions for tri, tetra and hexaloops.

**Type**  
int

**noLP**

Only consider canonical structures, i.e. no 'lonely' base pairs.

**Type**  
int

**noGU**

Do not allow GU pairs.

**Type**  
int

**noGUclosure**

Do not allow loops to be closed by GU pair.

**Type**  
int

**logML**

Use logarithmic scaling for multiloops.

**Type**  
int

**circ**

Assume RNA to be circular instead of linear.

**Type**  
int

**gquad**

Include G-quadruplexes in structure prediction.

**Type**  
int

**uniq\_ML**

Flag to ensure unique multi-branch loop decomposition during folding.

**Type**  
int

**energy\_set**

Specifies the energy set that defines set of compatible base pairs.

**Type**  
int

**backtrack**

Specifies whether or not secondary structures should be backtraced.

**Type**  
int

**backtrack\_type**

Specifies in which matrix to backtrack.

**Type**  
char

**compute\_bpp**

Specifies whether or not backward recursions for base pair probability (bpp) computation will be performed.

**Type**  
int

**nonstandards**

contains allowed non standard bases

**Type**  
char

**max\_bp\_span**

maximum allowed base pair span

**Type**  
int

**min\_loop\_size**

Minimum size of hairpin loops.

The default value for this field is TURN, however, it may be 0 in cofolding context.

**Type**  
int

**window\_size**

Size of the sliding window for locally optimal structure prediction.

**Type**  
int

**oldAliEn**

Use old alifold energy model.

**Type**  
int

**ribo**

Use ribosum scoring table in alifold energy model.

**Type**  
int

**cv\_fact**

Co-variance scaling factor for consensus structure prediction.

**Type**  
double

**nc\_fact**

Scaling factor to weight co-variance contributions of non-canonical pairs.

**Type**  
double

**sfact**

Scaling factor for partition function scaling.

**Type**  
double

**rtype**

Reverse base pair type array.

**Type**  
int

**alias**

alias of an integer nucleotide representation

**Type**

short

**pair**

Integer representation of a base pair.

**Type**

int

**pair\_dist**

Base pair dissimilarity, a.k.a. distance matrix.

**Type**

float

**salt**

Salt (monovalent) concentration (M) in buffer.

**Type**

double

**saltMLLower**

Lower bound of multiloop size to use in loop salt correction linear fitting.

**Type**

int

**saltMLUpper**

Upper bound of multiloop size to use in loop salt correction linear fitting.

**Type**

int

**saltDPXInit**

User-provided salt correction for duplex initialization (in dcal/mol). If set to 99999 the default salt correction is used. If set to 0 there is no salt correction for duplex initialization.

**Type**

int

**saltDPXInitFact****Type**

float

helical\_rise : float

backbone\_length : float

C++ includes: ViennaRNA/model.h

**property alias****property backbone\_length****property backtrack****property backtrack\_type****property betaScale****property circ**

`property compute_bpp`  
`property cv_fact`  
`property dangles`  
`property energy_set`  
`property gquad`  
`property helical_rise`  
`property logML`  
`property max_bp_span`  
`property min_loop_size`  
`property nc_fact`  
`property noGU`  
`property noGUclosure`  
`property noLP`  
`property nonstandards`  
`property oldAliEn`  
`option_string()`

Get a corresponding commandline parameter string of the options in a `RNA.md()`.

---

**Note:** This function is not threadsafe!

---

`property pair`  
`property pf_smooth`  
`reset()`  
Apply default model details to a provided `RNA.md()` data structure.  
Use this function to initialize a `RNA.md()` data structure with its default values  
`property ribo`  
`property rtype`  
`property salt`  
`property saltDPXInit`  
`property saltDPXInitFact`  
`property saltMLLower`  
`property saltMLUpper`  
`set_from_globals()`  
`property sfact`  
`property special_hp`

**property temperature**

**property thisown**

The membership flag

**property uniq\_ML**

**property window\_size**

`RNA.mean_bp_distance(length)`

Get the mean base pair distance of the last partition function computation.

Deprecated since version 2.6.3: Use `RNA.fold_compound.mean_bp_distance()` or `RNA.mean_bp_distance_pr()` instead!

**Parameters**

**length** (int) –

**Returns**

mean base pair distance in thermodynamic ensemble

**Return type**

double

**See also:**

[RNA.fold\\_compound.mean\\_bp\\_distance](#), [RNA.mean\\_bp\\_distance\\_pr](#)

`RNA.memmove(data, indata)`

**class** `RNA.move(pos_5=0, pos_3=0)`

Bases: object

An atomic representation of the transition / move from one structure to its neighbor.

An atomic transition / move may be one of the following:

- a **base pair insertion**,
- a **base pair removal**, or
- a **base pair shift** where an existing base pair changes one of its pairing partner.

These moves are encoded by two integer values that represent the affected 5' and 3' nucleotide positions. Furthermore, we use the following convention on the signedness of these encodings:

- both values are positive for *insertion moves*
- both values are negative for *base pair removals*
- both values have different signedness for *shift moves*, where the positive value indicates the nucleotide that stays constant, and the others absolute value is the new pairing partner

---

**Note:** A value of 0 in either field is used as list-end indicator and doesn't represent any valid move.

---

**pos\_5**

The (absolute value of the) 5' position of a base pair, or any position of a shifted pair.

**Type**

int

**pos\_3**

The (absolute value of the) 3' position of a base pair, or any position of a shifted pair.

**Type**

int

**next**

The next base pair (if an elementary move changes more than one base pair), or *NULL* Has to be terminated with move 0,0.

**Type**

`vrna_move_t *`

**C++ includes****Type**

`ViennaRNA/landscape/move.h`

**compare**(*\*args*, *\*\*kwargs*)

Compare two moves.

The function compares two moves *m* and *b* and returns whether move *m* is lexicographically smaller (-1), larger (1) or equal to move *b*.

If any of the moves *m* or *b* is a shift move, this comparison only makes sense in a structure context. Thus, the third argument with the current structure must be provided.

**Parameters**

- **b** (`const RNA.move()` \*) – The second move of the comparison
- **pt** (`const short *`) – The pair table of the current structure that is compatible with both moves (maybe *NULL* if moves are guaranteed to be no shifts)

**Returns**

-1 if *m* < *b*, 1 if *m* > *b*, 0 otherwise

**Return type**

`int`

**Warning:** Currently, shift moves are not supported!

---

**Note:** This function returns 0 (equality) upon any error, e.g. missing input

---

**is\_insertion()**

Test whether a move is a base pair insertion.

**Returns**

Non-zero if the move is a base pair insertion, 0 otherwise

**Return type**

`int`

**is\_removal()**

Test whether a move is a base pair removal.

**Returns**

Non-zero if the move is a base pair removal, 0 otherwise

**Return type**

`int`

**is\_shift()**

Test whether a move is a base pair shift.

**Returns**

Non-zero if the move is a base pair shift, 0 otherwise



**Return type**

int

**property pos\_3****property pos\_5****property thisown**

The membership flag

**RNA.move\_standard**(*char \* seq, char \* struc, enum MOVE\_TYPE type, int verbosity\_level, int shifts, int noLP*) → *char \**

**class RNA.mx\_mfe**

Bases: object

**property Fc****property FcH****property FcI****property FcM****property c****property f3****property f5****property fM1****property fM2****property fML****property ggg****property length****property strands****property thisown**

The membership flag

**property type****class RNA.mx\_pf**

Bases: object

**property G****property expMLbase****property length****property probs****property q****property q1k****property qb****property qho**

**property qio**

**property qln**

**property qm**

**property qm1**

**property qm2**

**property qmo**

**property qo**

**property scale**

**property thisown**

The membership flag

**property type**

**RNA.my\_PS\_rna\_plot\_snoop\_a**(*std::string sequence, std::string structure, std::string filename, IntVector relative\_access, StringVector seqs*) → int

**RNA.my\_aln\_consensus\_sequence2**(*alignment, md\_p=None*)

**RNA.naviw\_xy\_coordinates**(*std::string arg1*) → *CoordinateVector*

**RNA.new\_doubleP**(*nelements*)

**RNA.new\_floatP**(*nelements*)

**RNA.new\_intP**(*nelements*)

**RNA.new\_shortP**(*nelements*)

**RNA.new\_ushortP**(*nelements*)

**RNA.pack\_structure**(*char const \* s*) → char \*

**class RNA.param**(*model\_details=None*)

Bases: object

The datastructure that contains temperature scaled energy parameters.

**id**

Type  
int

**stack**

Type  
int

**hairpin**

Type  
int

**bulge**

Type  
int

**internal\_loop**

Type  
int

**mismatchExt**

Type  
int

**mismatchI**

Type  
int

**mismatch1nI**

Type  
int

**mismatch23I**

Type  
int

**mismatchH**

Type  
int

**mismatchM**

Type  
int

**dangle5**

Type  
int

**dangle3**

Type  
int

**int11**

Type  
int

**int21**

Type  
int

**int22**

Type  
int

**ninio**

Type  
int

**lxc**  
Type  
double

**MLbase**  
Type  
int

**MLintern**  
Type  
int

**MLclosing**  
Type  
int

**TerminalAU**  
Type  
int

**DuplexInit**  
Type  
int

**Tetraloop\_E**  
Type  
int

**Tetraloops**  
Type  
char

**Triloop\_E**  
Type  
int

**Triloops**  
Type  
char

**Hexaloop\_E**  
Type  
int

**Hexaloops**  
Type  
char

**TripleC**  
Type  
int

**MultipleCA**

Type  
int

**MultipleCB**

Type  
int

**gquad**

Type  
int

**gquadLayerMismatch**

Type  
int

**gquadLayerMismatchMax**

Type  
int

**temperature**

Temperature used for loop contribution scaling.

Type  
double

**model\_details**

Model details to be used in the recursions.

Type  
vrna\_md\_t

**param\_file**

The filename the parameters were derived from, or empty string if they represent the default.

Type  
char

**SaltStack**

Type  
int

**SaltLoop**

Type  
int

**SaltLoopDb1**

Type  
double

**SaltMLbase**

Type  
int

**SaltMLintern**

Type  
int

SaltMLclosing

    Type  
        int

SaltDPXInit

    Type  
        int

C++ includes

    Type  
        ViennaRNA/params/basic.h

property DuplexInit

property Hexaloop\_E

property Hexaloops

property MLbase

property MLclosing

property MLintern

property MultipleCA

property MultipleCB

property SaltDPXInit

property SaltLoop

property SaltLoopDbl

property SaltMLbase

property SaltMLclosing

property SaltMLintern

property SaltStack

property TerminalAU

property Tetraloop\_E

property Tetraloops

property Triloop\_E

property Triloops

property TripleC

property bulge

property dangle3

property dangle5

property gquad

property gquadLayerMismatch

property `gquadLayerMismatchMax`

property `hairpin`

property `id`

property `int11`

property `int21`

property `int22`

property `internal_loop`

property `lxc`

property `mismatch1nI`

property `mismatch23I`

property `mismatchExt`

property `mismatchH`

property `mismatchI`

property `mismatchM`

property `model_details`

property `ninio`

property `param_file`

property `stack`

property `temperature`

property `thisown`

The membership flag

`RNA.params_load(std::string filename="", unsigned int options=)` → int

Load energy parameters from a file.

#### SWIG Wrapper Notes

This function is available as overloaded function `**params_load**(fname="", options=RNA.PARAMETER_FORMAT_DEFAULT)`. Here, the empty filename string indicates to load default RNA parameters, i.e. this is equivalent to calling `RNA.params_load_defaults()`.

#### Parameters

- **fname** (const char) – The path to the file containing the energy parameters
- **options** (unsigned int) – File format bit-mask (usually `RNA.PARAMETER_FORMAT_DEFAULT`)

#### Returns

Non-zero on success, 0 on failure

#### Return type

int

**See also:**

*RNA.params\_load\_from\_string*, *RNA.params\_save*, *RNA.params\_load\_defaults*,  
*RNA.params\_load\_RNA\_Turner2004*, *RNA.params\_load\_RNA\_Turner1999*, *RNA.*  
*params\_load\_RNA\_Andronescu2007*, *RNA.params\_load\_RNA\_Langdon2018*, *RNA.*  
*params\_load\_RNA\_misc\_special\_hairpins*, *RNA.params\_load\_DNA\_Mathews2004*, *RNA.*  
*params\_load\_DNA\_Mathews1999*

**RNA.params\_load\_DNA\_Mathews1999()**

Load Mathews 1999 DNA energy parameter set.

**SWIG Wrapper Notes**

This function is available as function **params\_load\_DNA\_Mathews1999()**.

**Returns**

Non-zero on success, 0 on failure

**Return type**

int

**Warning:** This function also resets the default geometric parameters as stored in `RNA.md()` to those of DNA. Only subsequently initialized `RNA.md()` structures will be affected by this change.

**See also:**

*RNA.params\_load*, *RNA.params\_load\_from\_string*, *RNA.params\_save*, *RNA.*  
*params\_load\_RNA\_Turner2004*, *RNA.params\_load\_RNA\_Turner1999*, *RNA.*  
*params\_load\_RNA\_Andronescu2007*, *RNA.params\_load\_RNA\_Langdon2018*, *RNA.*  
*params\_load\_RNA\_misc\_special\_hairpins*, *RNA.params\_load\_DNA\_Mathews2004*, *RNA.*  
*params\_load\_defaults*

**RNA.params\_load\_DNA\_Mathews2004()**

Load Mathews 2004 DNA energy parameter set.

**SWIG Wrapper Notes**

This function is available as function **params\_load\_DNA\_Mathews2004()**.

**Returns**

Non-zero on success, 0 on failure

**Return type**

int

**Warning:** This function also resets the default geometric parameters as stored in `RNA.md()` to those of DNA. Only subsequently initialized `RNA.md()` structures will be affected by this change.

**See also:**

*RNA.params\_load*, *RNA.params\_load\_from\_string*, *RNA.params\_save*, *RNA.*  
*params\_load\_RNA\_Turner2004*, *RNA.params\_load\_RNA\_Turner1999*, *RNA.*  
*params\_load\_RNA\_Andronescu2007*, *RNA.params\_load\_RNA\_Langdon2018*, *RNA.*  
*params\_load\_RNA\_misc\_special\_hairpins*, *RNA.params\_load\_defaults*, *RNA.*  
*params\_load\_DNA\_Mathews1999*

**RNA.params\_load\_RNA\_Andronescu2007()**

Load Andronescu 2007 RNA energy parameter set.

**SWIG Wrapper Notes**

This function is available as function **params\_load\_RNA\_Andronescu2007()**.



**Returns**

Non-zero on success, 0 on failure

**Return type**

int

**Warning:** This function also resets the default geometric parameters as stored in RNA.md() to those of RNA. Only subsequently initialized RNA.md() structures will be affected by this change.

**See also:**

*RNA.params\_load*, *RNA.params\_load\_from\_string*, *RNA.params\_save*,  
*RNA.params\_load\_RNA\_Turner2004*, *RNA.params\_load\_RNA\_Turner1999*,  
*RNA.params\_load\_defaults*, *RNA.params\_load\_RNA\_Langdon2018*, *RNA.params\_load\_RNA\_misc\_special\_hairpins*,  
*RNA.params\_load\_DNA\_Mathews2004*, *RNA.params\_load\_DNA\_Mathews1999*

**RNA.params\_load\_RNA\_Langdon2018()**

Load Langdon 2018 RNA energy parameter set.

**SWIG Wrapper Notes**

This function is available as function `params_load_RNA_Langdon2018()`.

**Returns**

Non-zero on success, 0 on failure

**Return type**

int

**Warning:** This function also resets the default geometric parameters as stored in RNA.md() to those of RNA. Only subsequently initialized RNA.md() structures will be affected by this change.

**See also:**

*RNA.params\_load*, *RNA.params\_load\_from\_string*, *RNA.params\_save*, *RNA.params\_load\_RNA\_Turner2004*,  
*RNA.params\_load\_RNA\_Turner1999*, *RNA.params\_load\_RNA\_Andronescu2007*, *RNA.params\_load\_defaults*, *RNA.params\_load\_RNA\_misc\_special\_hairpins*,  
*RNA.params\_load\_DNA\_Mathews2004*, *RNA.params\_load\_DNA\_Mathews1999*

**RNA.params\_load\_RNA\_Turner1999()**

Load Turner 1999 RNA energy parameter set.

**SWIG Wrapper Notes**

This function is available as function `params_load_RNA_Turner1999()`.

**Returns**

Non-zero on success, 0 on failure

**Return type**

int

**Warning:** This function also resets the default geometric parameters as stored in RNA.md() to those of RNA. Only subsequently initialized RNA.md() structures will be affected by this change.

**See also:**

*RNA.params\_load*, *RNA.params\_load\_from\_string*, *RNA.params\_save*,  
*RNA.params\_load\_RNA\_Turner2004*, *RNA.params\_load\_defaults*, *RNA*.  
*params\_load\_RNA\_Andronescu2007*, *RNA.params\_load\_RNA\_Langdon2018*, *RNA*.  
*params\_load\_RNA\_misc\_special\_hairpins*, *RNA.params\_load\_DNA\_Mathews2004*, *RNA*.  
*params\_load\_DNA\_Mathews1999*

**RNA.params\_load\_RNA\_Turner2004()**

Load Turner 2004 RNA energy parameter set.

**SWIG Wrapper Notes**

This function is available as function **params\_load\_RNA\_Turner2004()**.

**Returns**

Non-zero on success, 0 on failure

**Return type**

int

**Warning:** This function also resets the default geometric parameters as stored in `RNA.md()` to those of RNA. Only subsequently initialized `RNA.md()` structures will be affected by this change.

**See also:**

*RNA.params\_load*, *RNA.params\_load\_from\_string*, *RNA.params\_save*,  
*RNA.params\_load\_defaults*, *RNA.params\_load\_RNA\_Turner1999*, *RNA*.  
*params\_load\_RNA\_Andronescu2007*, *RNA.params\_load\_RNA\_Langdon2018*, *RNA*.  
*params\_load\_RNA\_misc\_special\_hairpins*, *RNA.params\_load\_DNA\_Mathews2004*, *RNA*.  
*params\_load\_DNA\_Mathews1999*

**RNA.params\_load\_RNA\_misc\_special\_hairpins()**

Load Misc Special Hairpin RNA energy parameter set.

**SWIG Wrapper Notes**

This function is available as function **params\_load\_RNA\_misc\_special\_hairpins()**.

**Returns**

Non-zero on success, 0 on failure

**Return type**

int

**Warning:** This function also resets the default geometric parameters as stored in `RNA.md()` to those of RNA. Only subsequently initialized `RNA.md()` structures will be affected by this change.

**See also:**

*RNA.params\_load*, *RNA.params\_load\_from\_string*, *RNA.params\_save*, *RNA*.  
*params\_load\_RNA\_Turner2004*, *RNA.params\_load\_RNA\_Turner1999*, *RNA*.  
*params\_load\_RNA\_Andronescu2007*, *RNA.params\_load\_RNA\_Langdon2018*,  
*RNA.params\_load\_defaults*, *RNA.params\_load\_DNA\_Mathews2004*, *RNA*.  
*params\_load\_DNA\_Mathews1999*

**RNA.params\_load\_from\_string(*std::string* parameters, *std::string* name="", *unsigned int* options=) → int**

Load energy paramters from string.

The string must follow the default energy parameter file convention! The optional *name* argument allows one to specify a name for the parameter set which is stored internally.

**SWIG Wrapper Notes**

This function is available as overloaded function `**params_load_from_string**`(string, name="", options=RNA.PARAMETER\_FORMAT\_DEFAULT).

**Parameters**

- **string** (string) – A 0-terminated string containing energy parameters
- **name** (string) – A name for the parameter set in *string* (Maybe *NULL*)
- **options** (unsigned int) – File format bit-mask (usually RNA.PARAMETER\_FORMAT\_DEFAULT)

**Returns**

Non-zero on success, 0 on failure

**Return type**

int

**See also:**

[RNA.params\\_load](#), [RNA.params\\_save](#), [RNA.params\\_load\\_defaults](#), [RNA.params\\_load\\_RNA\\_Turner2004](#), [RNA.params\\_load\\_RNA\\_Turner1999](#), [RNA.params\\_load\\_RNA\\_Andronescu2007](#), [RNA.params\\_load\\_RNA\\_Langdon2018](#), [RNA.params\\_load\\_RNA\\_misc\\_special\\_hairpins](#), [RNA.params\\_load\\_DNA\\_Mathews2004](#), [RNA.params\\_load\\_DNA\\_Mathews1999](#)

`RNA.params_save`(*std::string filename*, *unsigned int options*=) → int

Save energy parameters to a file.

**SWIG Wrapper Notes**

This function is available as overloaded function `**params_save**`(fname, options=RNA.PARAMETER\_FORMAT\_DEFAULT).

**Parameters**

- **fname** (const char) – A filename (path) for the file where the current energy parameters will be written to
- **options** (unsigned int) – File format bit-mask (usually RNA.PARAMETER\_FORMAT\_DEFAULT)

**Returns**

Non-zero on success, 0 on failure

**Return type**

int

**See also:**

[RNA.params\\_load](#)

`RNA.parse_structure`(*structure*)

Collects a statistic of structure elements of the full structure in bracket notation.

The function writes to the following global variables: `loop_size`, `loop_degree`, `helix_size`, `loops`, `pairs`, `unpaired`

**Parameters**

**structure** (string) –

`class RNA.path`(\*args, \*\*kwargs)

Bases: object

property `en`

**property move**

**property s**

**property thisown**

The membership flag

**property type**

**class RNA.path\_options**

Bases: object

**property thisown**

The membership flag

**RNA.path\_options.findpath(\*args, \*\*kwargs)**

Create options data structure for findpath direct (re-)folding path heuristic.

This function returns an options data structure that switches the `RNA.path_direct()` and `RNA.fold_compound.path_direct()` API functions to use the `*findpath*[8]` heuristic. The parameter `width` specifies the width of the breadth-first search while the second parameter `type` allows one to set the type of the returned (re-)folding path.

Currently, the following return types are available:

- A list of dot-bracket structures and corresponding free energy (flag: `RNA.PATH_TYPE_DOT_BRACKET`)
- A list of transition moves and corresponding free energy changes (flag: `RNA.PATH_TYPE_MOVES`)

### SWIG Wrapper Notes

This function is available as overloaded function `path_options_findpath()`. The optional parameter `width` defaults to 10 if omitted, while the optional parameter `type` defaults to `RNA.PATH_TYPE_DOT_BRACKET`.

### Parameters

- **width** (int) – Width of the breath-first search strategy
- **type** (unsigned int) – Setting that specifies how the return (re-)folding path should be encoded

### Returns

An options data structure with settings for the findpath direct path heuristic

### Return type

`RNA.path_options()`

### See also:

`RNA.PATH_TYPE_DOT_BRACKET`, `RNA.PATH_TYPE_MOVES`, `RNA.path_options_free`, `RNA.path_direct`, `RNA.fold_compound.path_direct`

**RNA.pbacktrack(sequence)**

Sample a secondary structure from the Boltzmann ensemble according its probability.

### Precondition

`st_back` has to be set to 1 before calling `pf_fold()` or `pf_fold_par()` `pf_fold_par()` or `pf_fold()` have to be called first to fill the partition function matrices

### Parameters

**sequence** (string) – The RNA sequence

### Returns

A sampled secondary structure in dot-bracket notation

**Return type**  
string

`RNA.pbacktrack5(sequence, length)`

Sample a sub-structure from the Boltzmann ensemble according its probability.

`RNA.pbacktrack_circ(sequence)`

Sample a secondary structure of a circular RNA from the Boltzmann ensemble according its probability.

This function does the same as `pbacktrack()` but assumes the RNA molecule to be circular

**Precondition**

`st_back` has to be set to 1 before calling `pf_fold()` or `pf_fold_par()` `pf_fold_par()` or `pf_circ_fold()` have to be called first to fill the partition function matrices

Deprecated since version 2.6.3: Use `RNA.fold_compound.pbacktrack()` instead.

**Parameters**

**sequence** (string) – The RNA sequence

**Returns**

A sampled secondary structure in dot-bracket notation

**Return type**

string

`class RNA.pbacktrack_mem`

Bases: object

**property thisown**

The membership flag

`RNA.pf_add(dG1, dG2, kT=0)`

`RNA.pf_circ_fold(*args)`

`RNA.pf_float_precision()`

Find out whether partition function computations are using single precision floating points.

**Returns**

1 if single precision is used, 0 otherwise

**Return type**

int

**See also:**

double

`RNA.pf_fold(*args)`

`RNA.pfl_fold(std::string sequence, int w, int L, double cutoff) → ElemProbVector`

Compute base pair probabilities using a sliding-window approach.

This is a simplified wrapper to `RNA.fold_compound.probs_window()` that given a nucleic acid sequence, a window size, a maximum base pair span, and a cutoff value computes the pair probabilities for any base pair in any window. The pair probabilities are returned as a list and the user has to take care to `free()` the memory occupied by the list.

**Parameters**

- **sequence** (string) – The nucleic acid input sequence
- **window\_size** (int) – The size of the sliding window
- **max\_bp\_span** (int) – The maximum distance along the backbone between two nucleotides that form a base pairs

- **cutoff** (float) – A cutoff value that omits all pairs with lower probability

**Returns**

A list of base pair probabilities, terminated by an entry with `RNA.ep().i` and `RNA.ep().j` set to 0

**Return type**

`RNA.ep()` \*

**See also:**

[RNA.fold\\_compound.probs\\_window](#), [RNA.pfl\\_fold\\_cb](#), [RNA.pfl\\_fold\\_up](#)

---

**Note:** This function uses default model settings! For custom model settings, we refer to the function `RNA.fold_compound.probs_window()`.

In case of any computation errors, this function returns `NULL`

---

`RNA.pfl_fold_cb`(*std::string sequence*, *int window\_size*, *int max\_bp\_span*, *PyObject \* PyFunc*, *PyObject \* data=Py\_None*) → int

`RNA.pfl_fold_up`(*std::string sequence*, *int ulength*, *int window\_size*, *int max\_bp\_span*) → *DoubleDoubleVector*

Compute probability of contiguous unpaired segments.

This is a simplified wrapper to `RNA.fold_compound.probs_window()` that given a nucleic acid sequence, a maximum length of unpaired segments (*ulength*), a window size, and a maximum base pair span computes the equilibrium probability of any segment not exceeding *ulength*. The probabilities to be unpaired are returned as a 1-based, 2-dimensional matrix with dimensions  $N \times M$ , where  $N$  is the length of the sequence and  $M$  is the maximum segment length. As an example, the probability of a segment of size 5 starting at position 100 is stored in the matrix entry `X[100][5]`.

It is the users responsibility to free the memory occupied by this matrix.

**Parameters**

- **sequence** (string) – The nucleic acid input sequence
- **ulength** (int) – The maximal length of an unpaired segment
- **window\_size** (int) – The size of the sliding window
- **max\_bp\_span** (int) – The maximum distance along the backbone between two nucleotides that form a base pairs

**Returns**

The probabilities to be unpaired for any segment not exceeding *ulength*

**Return type**

list-like(list-like(double))

---

**Note:** This function uses default model settings! For custom model settings, we refer to the function `RNA.fold_compound.probs_window()`.

---

`RNA.pfl_fold_up_cb`(*std::string sequence*, *int ulength*, *int window\_size*, *int max\_bp\_span*, *PyObject \* PyFunc*, *PyObject \* data=Py\_None*) → int

`RNA.plist`(*std::string structure*, *float pr*) → *ElemProbVector*

Create a `RNA.ep()` from a dot-bracket string.

The dot-bracket string is parsed and for each base pair an entry in the `plist` is created. The probability of each pair in the list is set by a function parameter.

The end of the plist is marked by sequence positions *i* as well as *j* equal to 0. This condition should be used to stop looping over its entries

#### Parameters

- **struc** (string) – The secondary structure in dot-bracket notation
- **pr** (float) – The probability for each base pair used in the plist

#### Returns

The plist array

#### Return type

RNA.ep() \*

RNA.plot\_dp\_EPS(\*args, \*\*kwargs)

Produce an encapsulate PostScript (EPS) dot-plot from one or two lists of base pair probabilities.

This function reads two RNA.ep() lists *upper* and *lower* (e.g. base pair probabilities and a secondary structure) and produces an EPS “dot plot” with filename ‘*filename*’ where data from *upper* is placed in the upper-triangular and data from *lower* is placed in the lower triangular part of the matrix.

For default output, provide the flag RNA.PLOT\_PROBABILITIES\_DEFAULT as *options* parameter.

#### SWIG Wrapper Notes

This function is available as overloaded function *plot\_dp\_EPS()* where the last three parameters may be omitted. The default values for these parameters are *lower* = NULL, *auxdata* = NULL, *options* = RNA.PLOT\_PROBABILITIES\_DEFAULT

#### Parameters

- **filename** (string) – A filename for the EPS output
- **sequence** (string) – The RNA sequence
- **upper** (RNA.ep() \*) – The base pair probabilities for the upper triangular part
- **lower** (RNA.ep() \*) – The base pair probabilities for the lower triangular part
- **options** (unsigned int) – Options indicating which of the input data should be included in the dot-plot

#### Returns

1 if EPS file was successfully written, 0 otherwise

#### Return type

int

#### See also:

[RNA.plist](#), [RNA.fold\\_compound.plist\\_from\\_probs](#), RNA.PLOT\_PROBABILITIES\_DEFAULT

RNA.print\_bppm(*T*)

print string representation of probability profile

RNA.print\_tree(*t*)

Print a tree (mainly for debugging)

RNA.profile\_edit\_distance(*T1*, *T2*)

Align the 2 probability profiles *T1*, *T2* .

This is like a Needleman-Wunsch alignment, we should really use affine gap-costs ala Gotoh

RNA.pt\_pk\_remove(*IntVector* pt, unsigned int options=0) → *IntVector*

`RNA.pt_pk_remove`(*varArrayShort pt, unsigned int options=0*) → *varArrayShort*

Remove pseudo-knots from a pair table.

This function removes pseudo-knots from an input structure by determining the minimum number of base pairs that need to be removed to make the structure pseudo-knot free.

To accomplish that, we use a dynamic programming algorithm similar to the Nussinov maximum matching approach.

#### Parameters

- **ptable** (const short \*) – Input structure that may include pseudo-knots
- **options** (unsigned int) –

#### Returns

The input structure devoid of pseudo-knots

#### Return type

list-like(int)

#### See also:

[RNA.db\\_pk\\_remove](#)

`RNA.phtable`(*std::string str, unsigned int options=*) → *varArrayShort*

Create a pair table for a secondary structure string.

This function takes an input string of a secondary structure annotation in Dot-Bracket Notation (a.k.a. Dot-Parenthesis Notation) or dot-bracket-ext-notation, and converts it into a pair table representation.

#### SWIG Wrapper Notes

This function is wrapped as overloaded function *ptable()* that takes an optional argument *options* to specify which type of matching brackets should be considered during conversion. The default set is round brackets, i.e. `RNA.BRACKETS_RND`.

#### Parameters

- **structure** (string) – Secondary structure in dot-bracket-ext-notation
- **options** (unsigned int) – A bitmask to specify which brackets are recognized during conversion to pair table

#### Returns

A pointer to a new pair table of the provided secondary structure

#### Return type

list-like(int)

#### See also:

[RNA.phtable](#), [RNA.db\\_from\\_phtable](#), [RNA.db\\_flatten\\_to](#), [RNA.pt\\_pk\\_remove](#), `RNA.BRACKETS_ANG`, `RNA.BRACKETS_CLY`, `RNA.BRACKETS_SQR`, `RNA.BRACKETS_ALPHA`, `RNA.BRACKETS_DEFAULT`, `RNA.BRACKETS_ANY`

---

**Note:** This function also extracts crossing base pairs, i.e. pseudo-knots if more than a single matching bracket type is allowed through the bitmask *options*.

---

`RNA.phtable_pk`(*std::string str*) → *IntVector*

Create a pair table of a secondary structure (pseudo-knot version)

Returns a newly allocated table, such that `table[i]=j` if (i,j) pair or 0 if i is unpaired, `table[0]` contains the length of the structure.

In contrast to `RNA.phtable()` this function also recognizes the base pairs denoted by '[' and ']' brackets. Thus, this function behaves like



**Parameters**

**structure** (string) – The secondary structure in (extended) dot-bracket notation

**Returns**

A pointer to the created `pair_table`

**Return type**

list-like(int)

**See also:**

`RNA.phtable_from_string`

`RNA.random_string(l, symbols)`

Create a random string using characters from a specified symbol set.

**Parameters**

- **l** (int) – The length of the sequence
- **symbols** (const char) – The symbol set

**Returns**

A random string of length 'l' containing characters from the symbolset

**Return type**

string

`RNA.read_parameter_file(fname)`

Read energy parameters from a file.

Deprecated since version 2.6.3: Use `RNA.params_load()` instead!

**Parameters**

**fname** (const char) – The path to the file containing the energy parameters

`RNA.read_record(header, sequence, rest, options)`

Get a data record from stdin.

Deprecated since version 2.6.3: This function is deprecated! Use `RNA.file_fasta_read_record()` as a replacement.

`RNA.rotational_symmetry(*args)`

Determine the order of rotational symmetry for a NULL-terminated string of ASCII characters.

The algorithm applies a fast search of the provided string within itself, assuming the end of the string wraps around to connect with its start. For example, a string of the form `AABAAB` has rotational symmetry of order 2

If the argument *positions* is not `NULL`, the function stores an array of string start positions for rotational shifts that map the string back onto itself. This array has length of order of rotational symmetry, i.e. the number returned by this function. The first element *positions* [0] always contains a shift value of 0 representing the trivial rotation.

**SWIG Wrapper Notes**

This function is available as overloaded global function `rotational_symmetry()`. It merges the functionalities of `RNA.rotational_symmetry()`, `RNA.rotational_symmetry_pos()`, `RNA.rotational_symmetry_num()`, and `RNA.rotational_symmetry_pos_num()`. In contrast to our C-implementation, this function doesn't return the order of rotational symmetry as a single value, but returns a list of cyclic permutation shifts that result in a rotationally symmetric string. The length of the list then determines the order of rotational symmetry.

**Parameters**

- **string** (string) – A NULL-terminated string of characters
- **positions** (list-like(list-like(unsigned int))) – A pointer to an (undefined) list of alternative string start positions that lead to an identity mapping (may be `NULL`)

**Returns**

The order of rotational symmetry

**Return type**

unsigned int

**See also:**

[RNA.rotational\\_symmetry](#), [RNA.rotational\\_symmetry\\_num](#), [RNA.rotational\\_symmetry\\_num\\_pos](#)

---

**Note:** Do not forget to release the memory occupied by *positions* after a successful execution of this function.

---

**RNA.salt\_duplex\_init(*md*)**

Get salt correction for duplex initialization at a given salt concentration.

**Parameters**

**md** (RNA.md() \*) – Model details data structure that specifies salt concentration in buffer (M)

**Returns**

Rounded correction for duplex initialization in dcal/mol

**Return type**

int

**RNA.salt\_loop(*L, salt, T, backbonelen*)**

Get salt correction for a loop at a given salt concentration and temperature.

**Parameters**

- **L** (int) – backbone number in loop
- **salt** (double) – salt concentration (M)
- **T** (double) – absolute temperature (K)
- **backboneLen** (double) – Backbone Length, phosphate-to-phosphate distance (typically 6 for RNA, 6.76 for DNA)

**Returns**

Salt correction for loop in dcal/mol

**Return type**

double

**RNA.salt\_loop\_int(*L, salt, T, backbonelen*)**

Get salt correction for a loop at a given salt concentration and temperature.

This functions is same as RNA.salt\_loop but returns rounded salt correction in integer

**Parameters**

- **L** (int) – backbone number in loop
- **salt** (double) – salt concentration (M)
- **T** (double) – absolute temperature (K)
- **backboneLen** (double) – Backbone Length, phosphate-to-phosphate distance (typically 6 for RNA, 6.76 for DNA)

**Returns**

Rounded salt correction for loop in dcal/mol

**Return type**

int

**See also:**[\*RNA.salt\\_loop\*](#)**RNA.salt\_ml**(*saltLoop, lower, upper, m, b*)

Fit linear function to loop salt correction.

For a given range of loop size (backbone number), we perform a linear fitting on loop salt correction

$$\text{Loop correction} \approx m \cdot L + b.$$

**Parameters**

- **saltLoop** (double) – List of loop salt correction of size from 1
- **lower** (int) – Define the size lower bound for fitting
- **upper** (int) – Define the size upper bound for fitting
- **m** (int \*) – pointer to store the parameter m in fitting result
- **b** (int \*) – pointer to store the parameter b in fitting result

**See also:**[\*RNA.salt\\_loop\*](#)**RNA.salt\_stack**(*salt, T, hrise*)

Get salt correction for a stack at a given salt concentration and temperature.

**Parameters**

- **salt** (double) – salt concentration (M)
- **T** (double) – absolute temperature (K)
- **hrise** (double) – Helical Rise (typically 2.8 for RNA, 3.4 for DNA)

**Returns**

Rounded salt correction for stack in dcal/mol

**Return type**

int

**RNA.sc\_add\_bt\_pycallback**(*vc, PyFunc*)**RNA.sc\_add\_exp\_f\_pycallback**(*vc, PyFunc*)**RNA.sc\_add\_f\_pycallback**(*vc, callback*)**RNA.sc\_add\_pydata**(*vc, data, callback*)**class RNA.sc\_mod\_param**(*json, md=None*)

Bases: object

**available****Type**

unsigned int

**name****Type**

string

**one\_letter\_code****Type**

char

**unmodified**  
    Type  
        char

**fallback**  
    Type  
        char

**pairing\_partners**  
    Type  
        char

**pairing\_partners\_encoding**  
    Type  
        unsigned int

**unmodified\_encoding**  
    Type  
        unsigned int

**fallback\_encoding**  
    Type  
        unsigned int

**num\_ptypes**  
    Type  
        size\_t

**ptypes**  
    Type  
        size\_t

**stack\_dG**  
    Type  
        int

**stack\_dH**  
    Type  
        int

**dangle5\_dG**  
    Type  
        int

**dangle5\_dH**  
    Type  
        int

**dangle3\_dG**  
    Type  
        int

**dangle3\_dH**Type  
int**mismatch\_dG**Type  
int**mismatch\_dH**Type  
int**terminal\_dG**Type  
int**terminal\_dH**Type  
int**property thisown**

The membership flag

**RNA.sc\_mod\_parameters\_free**(*params*)

Release memory occupied by a modified base parameter data structure.

Properly free a `RNA.sc_mod_param()` data structure**SWIG Wrapper Notes**This function is available as function `sc_mod_parameters_free()`**Parameters****params** (`RNA.sc_mod_param()`) – The data structure to free**RNA.sc\_mod\_read\_from\_json**(*json*, *md=None*)

Parse and extract energy parameters for a modified base from a JSON string.

**SWIG Wrapper Notes**This function is available as an overloaded function `sc_mod_read_from_json()` where the *md* parameter may be omitted**Parameters**

- **filename** – The JSON file containing the specifications of the modified base
- **md** (`RNA.md()` \*) – A model-details data structure (for look-up of canonical base pairs)

**Returns**

Parameters of the modified base

**Return type**`RNA.sc_mod_param()`**See also:**`RNA.sc_mod_read_from_jsonfile`, `RNA.sc_mod_parameters_free`, `RNA.fold_compound.sc_mod`, `JSON`, `Parameter`, `for`

`RNA.sc_mod_read_from_jsonfile(filename, md=None)`

Parse and extract energy parameters for a modified base from a JSON file.

#### SWIG Wrapper Notes

This function is available as an overloaded function `sc_mod_read_from_jsonfile()` where the `md` parameter may be omitted

#### Parameters

- **filename** (string) – The JSON file containing the specifications of the modified base
- **md** (`RNA.md()` \*) – A model-details data structure (for look-up of canonical base pairs)

#### Returns

Parameters of the modified base

#### Return type

`RNA.sc_mod_param()`

#### See also:

`RNA.sc_mod_read_from_json`, `RNA.sc_mod_parameters_free`, `RNA.fold_compound.sc_mod`, `JSON`, `Parameter`, `Modified`

`RNA.seq_encode(std::string sequence, md md_p=None) → IntVector`

Get a numerical representation of the nucleotide sequence.

#### SWIG Wrapper Notes

In the target scripting language, this function is wrapped as overloaded function `seq_encode()` where the last parameter, the `model_details` data structure, is optional. If it is omitted, default model settings are applied, i.e. default nucleotide letter conversion. The wrapped function returns a list/tuple of integer representations of the input sequence.

#### Parameters

- **sequence** (string) – The input sequence in upper-case letters
- **md** (`RNA.md()` \*) – A pointer to a `RNA.md()` data structure that specifies the conversion type

#### Returns

A list of integer encodings for each sequence letter (1-based). Position 0 denotes the length of the list

#### Return type

list-like(int)

`RNA.settype(s)`

`RNA.shortP_getitem(ary, index)`

`RNA.shortP_setitem(ary, index, value)`

`RNA.simple_circplot_coordinates(std::string arg1) → CoordinateVector`

`RNA.simple_xy_coordinates(*args)`

Calculate nucleotide coordinates for secondary structure plot the *Simple way*

Deprecated since version 2.6.3: Consider switching to `RNA.plot_coords_simple_pt()` instead!

#### See also:

`make_pair_table`, `rna_plot_type`, `simple_circplot_coordinates`, `naview_xy_coordinates`, `RNA.file_PS_rnaplot_a`, `RNA.file_PS_rnaplot`, `svg_rna_plot`

#### Parameters

- **pair\_table** (*list-like(int)*) – The pair table of the secondary structure
- **X** (*list-like(double)*) – a pointer to an array with enough allocated space to hold the x coordinates
- **Y** (*list-like(double)*) – a pointer to an array with enough allocated space to hold the y coordinates

**Returns**

length of sequence on success, 0 otherwise

**Return type**

int

**RNA.ssv\_rna\_plot** (*string, structure, ssfile*)

Produce a secondary structure graph in SStructView format.

Write coord file for SStructView

**Parameters**

- **string** (*string*) – The RNA sequence
- **structure** (*string*) – The secondary structure in dot-bracket notation
- **ssfile** (*string*) – The filename of the ssv output

**Returns**

1 on success, 0 otherwise

**Return type**

int

**RNA.string\_edit\_distance** (*T1, T2*)

Calculate the string edit distance of T1 and T2.

**Parameters**

- **T1** (*swString \**) –
- **T2** (*swString \**) –

**Return type**

float

**RNA.strtrim** (*char \*seq\_mutable, char const \*delimiters=None, unsigned int keep=0, unsigned int options=*)  
→ unsigned int

Trim a string by removing (multiple) occurrences of a particular character.

This function removes (multiple) consecutive occurrences of a set of characters (*delimiters*) within an input string. It may be used to remove leading and/or trailing whitespaces or to restrict the maximum number of consecutive occurrences of the delimiting characters *delimiters*. Setting *keep=0* removes all occurrences, while other values reduce multiple consecutive occurrences to at most *keep* delimiters. This might be useful if one would like to reduce multiple whitespaces to a single one, or to remove empty fields within a comma-separated value string.

The parameter *delimiters* may be a pointer to a 0-terminated char string containing a set of any ASCII character. If *NULL* is passed as delimiter set or an empty char string, all whitespace characters are trimmed. The *options* parameter is a bit vector that specifies which part of the string should undergo trimming. The implementation distinguishes the leading (*RNA.TRIM\_LEADING*), trailing (*RNA.TRIM\_TRAILING*), and in-between (*RNA.TRIM\_IN\_BETWEEN*) part with respect to the delimiter set. Combinations of these parts can be specified by using logical-or operator.

The following example code removes all leading and trailing whitespace characters from the input string:

**SWIG Wrapper Notes**

Since many scripting languages treat strings as immutable objects, this function does not modify the

input string directly. Instead, it returns the modified string as second return value, together with the number of removed delimiters.

The scripting language interface provides an overloaded version of this function, with default parameters *delimiters=NULL*, *keep=0*, and *options=RNA.TRIM\_DEFAULT*.

#### Parameters

- **string** (string) – The ‘0’-terminated input string to trim
- **delimiters** (string) – The delimiter characters as 0-terminated char array (or *NULL*)
- **keep** (unsigned int) – The maximum number of consecutive occurrences of the delimiter in the output string
- **options** (unsigned int) – The option bit vector specifying the mode of operation

#### Returns

The number of delimiters removed from the string

#### Return type

unsigned int

#### See also:

*RNA.TRIM\_LEADING*, *RNA.TRIM\_TRAILING*, *RNA.TRIM\_IN\_BETWEEN*, *RNA.TRIM\_SUBST\_BY\_FIRST*, *RNA.TRIM\_DEFAULT*, *RNA.TRIM\_ALL*

---

**Note:** The delimiter always consists of a single character from the set of characters provided. In case of alternative delimiters and non-null *keep* parameter, the first *keep* delimiters are preserved within the string. Use *RNA.TRIM\_SUBST\_BY\_FIRST* to substitute all remaining delimiting characters with the first from the *delimiters* list.

---

#### class `RNA.struct_en`

Bases: object

Data structure for `energy_of_move()`

#### energy

Type  
int

#### structure

Type  
list-like(int)

#### C++ includes

Type  
`ViennaRNA/move_set.h`

#### property energy

#### property structure

#### property thisown

The membership flag

`RNA.subopt(*args)`

#### class `RNA.subopt_solution`

Bases: object



**property energy**

**property structure**

**property thisown**

The membership flag

RNA.**svg\_rna\_plot**(*string*, *structure*, *ssfile*)

Produce a secondary structure plot in SVG format and write it to a file.

**Parameters**

- **string** (string) – The RNA sequence
- **structure** (string) – The secondary structure in dot-bracket notation
- **ssfile** (string) – The filename of the svg output

**Returns**

1 on success, 0 otherwise

**Return type**

int

RNA.**tree\_edit\_distance**(*T1*, *T2*)

Calculates the edit distance of the two trees.

**Parameters**

- **T1** (Tree \*) –
- **T2** (Tree \*) –

**Return type**

float

RNA.**tree\_string\_to\_db**(*structure*)

Convert a linear tree string representation of a secondary structure back to Dot-Bracket notation.

**Parameters**

**tree** (string) – A linear tree string representation of a secondary structure

**Returns**

A dot-bracket notation of the secondary structure provided in *tree*

**Return type**

string

**Warning:** This function only accepts *Expanded* and *HIT* tree representations!

**See also:**

[RNA.db\\_to\\_tree\\_string](#), `RNA.STRUCTURE_TREE_EXPANDED`, `RNA.STRUCTURE_TREE_HIT`, [Tree](#), [Representations](#)

RNA.**tree\_string\_unweight**(*structure*)

Remove weights from a linear string tree representation of a secondary structure.

This function strips the weights of a linear string tree representation such as *HIT*, or Coarse Grained Tree sensu Shapiro [27]

**Parameters**

**structure** (string) – A linear string tree representation of a secondary structure with weights

**Returns**

A linear string tree representation of a secondary structure without weights

**Return type**  
string

**See also:**

*RNA.db\_to\_tree\_string*

`RNA.ubf_eval_ext_int_loop(i, j, p, q, il, jl, pl, ql, si, sj, sp, sq, type, type_2, length, P, sc)`

`RNA.ubf_eval_int_loop(i, j, p, q, il, jl, pl, ql, si, sj, sp, sq, type, type_2, rtype, ij, cp, P, sc)`

`RNA.ubf_eval_int_loop2(i, j, p, q, il, jl, pl, ql, si, sj, sp, sq, type, type_2, rtype, ij, sn, ss, P, sc)`

`RNA.ud_set_exp_prod_cb(vc, prod_cb, eval_cb)`

`RNA.ud_set_prob_cb(vc, setter, getter)`

`RNA.ud_set_prod_cb(vc, prod_cb, eval_cb)`

`RNA.ud_set_pydata(vc, data, PyFuncOrNone)`

`RNA.unexpand_Full(ffull)`

Restores the bracket notation from an expanded full or HIT tree, that is any tree using only identifiers ‘U’ ‘P’ and ‘R’.

**Parameters**

**ffull** (string) –

**Return type**

string

`RNA.unexpand_aligned_F(align)`

Converts two aligned structures in expanded notation.

Takes two aligned structures as produced by `tree_edit_distance()` function back to bracket notation with ‘\_’ as the gap character. The result overwrites the input.

**Parameters**

**align** (string) –

`RNA.unpack_structure(char const *packed) → char *`

`RNA.unweight(wcoarse)`

Strip weights from any weighted tree.

**Parameters**

**wcoarse** (string) –

**Return type**

string

`RNA.update_co_pf_params(length)`

Recalculate energy parameters.

This function recalculates all energy parameters given the current model settings.

Deprecated since version 2.6.3: Use `RNA.fold_compound.exp_params_subst()` instead!

**Parameters**

**length** (int) – Length of the current RNA sequence

`RNA.update_cofold_params()`

Recalculate parameters.

Deprecated since version 2.6.3: See `RNA.fold_compound.params_subst()` for an alternative using the new API

**RNA.update\_fold\_params()**

Recalculate energy parameters.

Deprecated since version 2.6.3: For non-default model settings use the new API with `RNA.fold_compound.params_subst()` and

`RNA.fold_compound.mfe()` instead!

**RNA.update\_pf\_params(*length*)**

Recalculate energy parameters.

Call this function to recalculate the pair matrix and energy parameters after a change in folding parameters like temperature

Deprecated since version 2.6.3: Use `RNA.fold_compound.exp_params_subst()` instead

**RNA.urn()**

get a random number from [0..1]

**Returns**

A random number in range [0..1]

**Return type**

double

**See also:**

[RNA.int\\_urn](#), [RNA.init\\_rand](#), [RNA.init\\_rand\\_seed](#)

---

**Note:** Usually implemented by calling `erand48()`.

---

**RNA.ushortP\_getitem(*ary*, *index*)****RNA.ushortP\_setitem(*ary*, *index*, *value*)****class RNA.varArrayChar(*d*, *type*)**

Bases: object

**get(*i*)**

**size()**

**property thisown**

The membership flag

**type()**

**class RNA.varArrayFLTorDBL(*d*, *type*)**

Bases: object

**get(*i*)**

**size()**

**property thisown**

The membership flag

**type()**

**class RNA.varArrayInt(*d*, *type*)**

Bases: object

**get(*i*)**

**size()**

**property thisown**

The membership flag

**type()**

**class RNA.varArrayMove**(*d, type*)

Bases: object

**get**(*i*)

**size()**

**property thisown**

The membership flag

**type()**

**class RNA.varArrayShort**(\**args*)

Bases: object

**get**(*i*)

**size()**

**property thisown**

The membership flag

**type()**

**class RNA.varArrayUChar**(*d, type*)

Bases: object

**get**(*i*)

**size()**

**property thisown**

The membership flag

**type()**

**class RNA.varArrayUInt**(*d, type*)

Bases: object

**get**(*i*)

**size()**

**property thisown**

The membership flag

**type()**

**class RNA.var\_array\_Iterator**(*var\_arr*)

Bases: object

**next()**

`RNA.write_parameter_file(fname)`

Write energy parameters to a file.

Deprecated since version 2.6.3: Use `RNA.params_save()` instead!

**Parameters**

**fname** (const char) – A filename (path) for the file where the current energy parameters will be written to

`RNA.xrna_plot(string, structure, ssfile)`

Produce a secondary structure plot for further editing in XRNA.

**Parameters**

- **string** (string) – The RNA sequence
- **structure** (string) – The secondary structure in dot-bracket notation
- **ssfile** (string) – The filename of the xrna output

**Returns**

1 on success, 0 otherwise

**Return type**

int

`RNA.zukersubopt(string)`

Compute Zuker type suboptimal structures.

Compute Suboptimal structures according to M. Zuker, i.e. for every possible base pair the minimum energy structure containing the resp. base pair. Returns a list of these structures and their energies.

Deprecated since version 2.6.3: use `RNA.zukersubopt()` instead

**Parameters**

**string** (string) – RNA sequence

**Returns**

List of zuker suboptimal structures

**Return type**

SOLUTION \*



## 10.1 Version 2.6.0

This version introduces modified nucleotides support and a physics-based model to correct for predictions at non-standard (monovalent) salt concentrations. At this time we include publically available energy parameters for inosine, pseudouridine, m<sup>6</sup>A, 7DA, and purine (a.k.a. nebularine). In addition, we add stacking parameters for dihydrouridine as predicted by Rosetta/RECESS.

See the Changelog for version 2.6.0 for a complete list of new features and bugfixes.

## 10.2 Version 2.5.0

The all new release of version 2.5 brings multi-strand interaction prediction! The new executable tool RNA-multifold is the successor of the RNA-RNA dimer interaction prediction tool RNACofold and effectively lifts the restriction to just two interacting strands. It follows the same principle of concatenating the RNA strands that shall form a complex and then predicts MFE and partition function. Along with that, it can also compute equilibrium concentrations of the complexes formed.

See the Changelog for version 2.5.0 for a complete list of additions, novel features and fixed bugs.

## 10.3 Version 2.4.0

With version 2.4 sliding-window structure prediction receives the constraint framework! Starting with this version, the sliding-window secondary structure prediction implementations as available through RNALfold, RNAplfold, and RNALalifold are constraints-aware. Thus, they can readily incorporate RNA structure probing data, such as from SHAPE experiments, etc.

See the Changelog for version 2.4.0 for a complete list of new features and bugfixes.

## 10.4 Version 2.3.0

This version introduces the unstructured domain extension of the RNA folding grammar! This extension adds RNA-ligand interactions, e.g. RNA-protein, for unpaired stretches in RNA secondary structures. The feature is easy to use through the command file interface in RNAfold.

See the Changelog for version 2.3.0 for a complete list of new features and bugfixes.

## 10.5 Version 2.2.0

After almost a year without a new release, we are happy to announce many new features. This version officially introduces (generic) hard- and soft-constraints for many of the folding algorithms. Thus, chemical probing constraints, such as derived from SHAPE experiments, can be easily incorporated into RNAfold, RNAalifold, and RNAsubopt. Furthermore, RNAfold and the RNALib interface allow for a simple way to incorporate ligand binding to specific hairpin- or interior-loop motifs. This version also introduces the new v3.0 API of the RNALib C-library, that will eventually replace the current interface in the future.

See the Changelog for version 2.2.0 for a complete list of new features and bugfixes.

## 10.6 Version 2.1.9

This is a major bugfix release that changes the way how the ViennaRNA Package handles dangling end and terminal mismatch contributions for exterior-, and multibranch loops. We strongly recommend upgrading your installation to this or a newer version to obtain predictions that are better comparable to RNAstructure or UNAFold.

Please see the Changelog for version 2.1.9 for further details on the actual changes to the underlying energy parameters.

## 10.7 Version 2.1.7

For a long time, Mac OS X users were not able to correctly build the Perl/Python interface of the ViennaRNA Package. Starting with v2.1.7, this limitation has been removed, and the interface should compile and work as expected.

Please see the Install Notes for Mac OS X users for further details.

## 10.8 Version 2.1.0

Since ViennaRNA Package Version 2.1.0 we have enabled G-Quadruplex prediction support into RNAfold, RNAcofold, RNALfold, RNAalifold, RNAeval and RNAplot.

See the changelog for details.

## 10.9 Older news

### 10.10 Version 2.0

- Meanwhile, a lot of changes in the RNALib have accumulated. See the Reference Manual and the Changelog for further details
- All algorithms use the Turner'04 nearest neighbor model
- The RNALib provides (OpenMP) threadsafe folding routines per default. This enables concurrent calls to the folding routines in parallel. The feature can be disabled by passing `--disable-openmp` to the configure script
- serious changes in command line parameters. Everything complies with GNU standard from now on (short options with preceding `'-`', long options with preceding `'--'`).
- FASTA file support for RNAfold. RNA sequences do not need to be passed on a single line anymore when a FASTA header is provided.



- The new program RNA2Dfold computes MFE, partition function and stochastically sampled secondary structures in a partitioning of the secondary structure space according to the base pair distance to two reference structures
- The new program PKplex computes...
- The new program RNALfoldz computes locally stable secondary structures together with a z-score
- The new program RNALalifold computes locally stable consensus structures for alignments
- The new program RNAParconv enables the conversion of 'old' energy parameter files (v1.4-v1.8) to the new format used in version 2.x

## 10.11 Version 1.8

- new RNAalifold has better treatment of gaps and ribosum based covariance scores. Use the -old switch for compatibility with older RNAalifold versions.
- RNAplfold -u now computes all accessibilities up to a maximum length (much faster than computing each individually)
- ATTENTION: output formats of RNAplfold -u and or RNAup have been changed. Programs parsing RNAplfold and RNAup output will have to be modified.
- RNAfold and RNAalifold compute centroid structures when run with -p use the -MEA option to compute Maximum Expected Accuracy structures.

## 10.12 Version 1.7

- RNAplfold can now be used to compute accessibilities, i.e. the probability that a stretch of the RNA remains unpaired (and thus available for intermolecular interactions).
- A new version of RNAup predicts RNA-RNA interactions taking into account the competition between inter- and intramolecular structure in both molecules
- Circular RNAs can be treated by RNAfold, RNAalifold, RNAsubopt, and RNAcofold
- RNAaliduplex predicts RNA-RNA interactions between two sets of aligned sequences (inter-molecular structure only)

## 10.13 Version 1.6

- The RNAforester program for tree-alignments of RNA structures is now distributed with the Vienna RNA package, see the RNAforester subdirectory for more information. RNAforester was written by Matthias Hoehsmann [mhoechsm@techfak.uni-bielefeld.de](mailto:mhoechsm@techfak.uni-bielefeld.de)
- The Kinfold program for stochastic simulation of folding trajectories is now included in the package, see the Kinfold subdirectory.
- cofolding of two structures now supports suboptimal folding and partition function folding. ATTENTION: Energies of hybrid structures now include the Duplex-initiation energy, which was neglected in previous version.
- RNAplfold is a partition function variant of RNALfold. It computes the mean probability of a (local) base pair averaged over all sequence windows that contain the pair.
- new utilities to color alignments and consensus structures
- RNAfold -p now computes the centroid structure
- ATTENTION: ensemble diversities in version <1.6.5 are off by a factor 2

## 10.14 Version 1.5pre

- ViennaRNA now uses autoconfig generated configure scripts for even better portability (should compile on any UNIX, Linux, MacOS X, Windows with Cygwin).
- The new RNAalifold program predicts consensus structures for a set of aligned sequences.
- Complete suboptimal folding is now integrated in the library.
- Beginning support for co-folding of two strands: `energy_of_struct()` and `RNAeval` can now compute energies of duplex structures.
- `RNAcofold` predicts hybrid structures of two RNA strands
- `RNAduplex` predicts hybrid structures, while allowing only inter-molecular base pairs (useful for finding potential binding sites)
- `RNALfold` predicts locally stable structures in long sequences.
- Major changes to Perl module. See the pod documentation (`perldoc RNA`).
- `RNAsubopt` can do stochastic backtracking to produce samples of suboptimal structures with Boltzmann statistics.
- New utilities to rotate secondary structure plots and annotate them with reliability data.
- Various small bug fixes

## 10.15 Version 1.4

- New Turner parameters as described in Mathews et.al. *JMB* v288, 1999. Small changes to format of parameter files (old param files won't work!)
- `mfe` and suboptimal folding will produce only structures without isolated pairs if `noLonelyPairs=1` (`-noLP` option), for partition function folding pairs that can only occur as isolated pairs are not formed.
- setting `dangles=3` (`-d3` option) will allow co-axial stacking of adjacent helices in `mfe` folding and `energy_of_struct()`.

## 10.16 Version 1.3.1

- `RNAheat` would produce spikes in the specific heat because dangling end energies did not go smoothly to 0.
- PS dot plots now have an option to use a log scale (edit `_dp.ps` file and set `logscale` to true).

## 10.17 Version 1.3

- Secondary structure plots now use E. Brucoleri's `naview` routines for layout by default. New utility `RNAplot` produces secondary structure plots from structures in bracket notation with several options.
- New `-d2` option in `RNAfold` and `RNAeval` sets `dangles=2`, which makes `energy_of_struct()` and `fold()` treat dangling ends as in `pf_fold()`. `-noLP` option in `RNAfold` etc sets `noLonelyPairs=1`, which avoids most structures containing lonely base pairs (helices of length 1).
- new utility functions `pack_structure()` `unpack_structure()` `make_pair_table()` and `bp_distance()`. `RNAdistance` adds `bp_distance()` via `-DP` switch.
- First release of `RNAsubopt` for complete suboptimal folding.
- fixed bug in asymmetry penalty for interior loops.

- Default compilation now uses doubles for partition function folding.

## 10.18 Version 1.2.1

- Fixed bug in version 1.2 of the RNAheat program causing overflow errors for most input sequences.
- The PS\_dot\_plot() and PS\_rna\_plot() routines now return an int. The return value is 0 if the file could not be written, 1 otherwise.
- This version contains the alpha version of a perl5 module, which let's you access all the capabilities of the Vienna RNA library from perl scripts.

## 10.19 Version 1.2

- New energy parameters from (Walter et.al 1994).
- Energy parameters can be read from file.
- RNAeval and energy\_of\_struct() support logarithmic energy function for multi-loops.
- gmlRNA() produces secondary structure drawing in gml (Graph Meta Language).
- Many bug fixes.



## CHANGELOG

Below, you'll find a list of notable changes for each version of the ViennaRNA Package.

### 11.1 Version 2.6.x

#### 11.1.1 Unreleased

#### 11.1.2 Version 2.6.4

##### Programs

- Fix C++17 compilation issue with `kinwalker`
- Fix potential compilation issues with C++20 in `RNAforester` frontend
- Refactor and correct spelling issues in man pages for several executable programs

##### Library

- API: Add shift move support to `vrna_move_neighbor_diff*()` functions
- API: Fix char array initialization in `snoop.c`
- API: Fix potentially leaking file pointer in `vrna_file_msa_read()`
- API: Fix potentially leaking memory in `rnaplot_EPS()`
- API: Fix potential use of uninitialized variable in `vrna_rotational_symmetry_db_pos()`
- API: Fix soft constraints issue in external loop of `vrna_subopt*()`
- SWIG: Add swig class output parameter typemap for Python
- SWIG: Add `__hash__()` and `__eq__()` methods for wrapped `_vrna_move_t` in Python
- SWIG: Return `var_array<vrna_move_t>` objects in Python wrapped `vrna_neighbors()` and `vrna_move_neighbor_diff()`
- SWIG: Refactor file handle wrapping between Python 3 and C
- SWIG: Fix `var_array` Python slices and associated memory leak
- SWIG: Fix bogus `delete/free()` calls in swig interface
- Add requirements to build `RNAlib` with MSVC for Windows
- Remove unused code in `RNApuzzler`

## Package

- DOC: Transition reference manual from doxygen to sphinx via breathe bridge
- DOC: Merge documentation of C-API and Python API
- DOC: Merge parts of tutorial into reference manual
- AUTOCONF: Refactor autoconf checks for capability to build reference manual
- AUTOCONF: Deactivate build of RNAXplorer if lapack requirements are not met

### 11.1.3 Version 2.6.3

#### Library

- Make JSON parser integral part of ViennaRNA library
- API: Move modified energy parameters into 'modified\_base' object in JSON file(s)
- SWIG: Enable stand-alone build of Python interface (for PyPI)

#### Package

- Add enthalpy and terminal end values for predicted stacks with dihydrouridine
- TESTS: Allow for using pytest to test the Python 3 interface

### 11.1.4 Version 2.6.2 (Release date: 2023-06-21)

#### Programs

- Fix preparation of input sequences for modified base support in RNAcifold

#### Library

- Fix energy corrections for modified base support when unmodified base is not the same as fallback base, e.g. in the case of inosine
- Add soft constraints to multifold external loop decomposition
- Add soft constraints preparation stage callback
- SWIG: Fix `fc.sc_add_bp()` propagation of constraint values
- SWIG: Wrap energy parameter file strings

#### Package

- TESTS: Add modified base tests on duplex data with I-C and A-Psi pairs from publications

### 11.1.5 Version 2.6.1 (Release date: 2023-06-12)

#### Programs

- Fix double free corruption in RNAdos
- Fix compilation issues due to use of `uint` instead of `unsigned int` for RNAXplorer
- Fix compilation issues for RNAXplorer when OpenMP is unavailable

#### Package

- AUTOCONF: Update autoconf macros
- Update Debian-based packaging rules

### 11.1.6 Version 2.6.0 (Release date: 2023-06-09)

#### Programs

- Add modified base input support to RNAfold
- Add modified base input support to RNAlfold
- Add modified base input support to RNALfold
- Add modified base input support to RNAcofold
- Add modified base input support to RNAsubopt
- Fix missing strand separators in RNAsubopt when applied to multiple interacting sequences
- Fix sorted output in RNAsubopt with `--gquad` option
- Allow for only `-Fp` in RNAinverse instead of always activating `-Fm`
- Fix default value of RNAinverse `-R` option in manpage
- Restructure `--*help` output and man pages for most executable programs
- Allow for cation concentration (Na<sup>+</sup>) changes in most executable programs (default 1.021M)
- Allow for at least as many threads as CPUs are configured if maximum thread number detection fails
- Fix alignment input parsing in `refold.pl`
- Add RNAXplorer program to the distribution

#### Library

- API: Extend `model_details` to allow for salt concentration changes
- API: Add functions for salt concentration change derived energy corrections in `ViennaRNA/params/salt.h`
- API: Add arbitrary modified base support (`vrna_sc_mod()`) via soft constraints mechanism and JSON input data
- API: Add Pseudouridine-A parameters via soft constraints callback
- API: Add Dihydrouridine parameters via soft constraints callback
- API: Add inosine-U and inosine-C parameters via soft constraints callback
- API: Add m6A parameters via soft constraints callback mechanism
- API: Add 7DA modification support via soft constraints

- API: Add Purine (nebularine) modification support
- API: Add new soft constraints multi-callback dispatcher
- API: Add dynamic array data structure utilities
- API: Add string data structure utilities
- API: Add `vrna_strchr()` function
- API: Fix potential problems in `free_dp_matrices()` of `LPfold.c`
- API: Fix z-score initialization in `vrna_Lfoldz()` and `vrna_mfe_window_zscore_cb()`
- API: Fix file close issue in `vrna_file_commands_read()`
- API: Fix backtracking issue in Zuker subopt
- API: Fix missing soft constraints callback execution in Zuker subopt
- API: Fix enumeration of G-quadruplexes in `vrna_subopt()` and `vrna_subopt_cb()`
- API: Fix constraints bug for exterior loop in boltzmann sampling
- API: Allow for enforcing 'must pair' constraint (|) in dot-bracket constraints strings
- API: Fix discrepancy between global and local folding in how hard constraints for unpaired bases and non-specific pairing are applied
- API: Refactor function typedefs to make them actual function pointer typedefs
- SWIG: Fix Python 3 wrapper suffix issue
- SWIG: Fix Perl 5 wrapper for `vrna_ud_prob_get()`
- SWIG: Only accept upper triangular part of matrix input in `fc.sc_bp_add()`
- SWIG: Use `var_array` instead of tuples for Python `RNA.ptable()`
- SWIG: Add Python wrapper for `vrna_move_neighbor_diff()`
- SWIG: Add Python docstrings generated from doxygen documentation of C-library

## Package

- Update `libsvm` to version 3.31
- Update `dlib` to version 19.24
- Adapt Debian dependencies
- Fix compilation issues with `RNAforester`
- AUTOCONF: Fix requirement checks when SVM support is deactivated and swig is missing
- AUTOMAKE: Add auto parameters for `-fl` to compile/link flags
- AUTOCONF: Require C++17 due to dependencies to compile DLIB
- AUTOCONF: Deactivate Python 2 bindings by default



## 11.2 Version 2.5.x

### 11.2.1 Version 2.5.1 (Release date: 2022-06-02)

#### Programs

- Refactor ct2db program to allow for pseudoknots in output structure

#### Library

- API: Fix MEA computation for G-quadruplex predictions
- API: Fix memory leak in hard constraints container
- API: Fix RNApuzzler edge-case that resulted in segmentation faults
- API: Fix invalid memory access in `vrna_strjoin()`
- API: Revisit generic soft constraints for sliding-window base pair probability computations
- API: Enable to overwrite automatic unpaired probability determination in MEA computation
- API: Add `#VRNA_PLIST_TYPE_UNPAIRED` and `#VRNA_PLIST_TYPE_TRIPLE` identifiers for `vrna_ep_t`
- API: Add `vrna_init_rand_seed()` to initialize RNG with seed
- API: Add `vrna_zsc_compute_raw()` to obtain mean and sd for Z-score computation
- API: Add `vrna_file_connect_read_record()` function to parse connectivity table (\*.ct) files
- API: Add `vrna_strtrim()` function
- API: Update sanity checks for input in `vrna_pbacktrack_sub*()`
- API: Allow for pseudo-knots in `vrna_db_from_ptable()`
- API: Do not use `min_loop_size = 0` for multi strand interaction prediction
- API: Remove unnecessary uses of `min_loop_size` at multiple locations
- API: Deprecate cutpoint member of `vrna_fold_compound_t` and prepare for 5'/3' encoding
- API: Refactor sequence addition/preparation for `vrna_fold_compound_t`
- DOC: Update documentation
- SWIG: Add simple dot-plot file wrapper `plot_dp_EPS()`
- SWIG: Add `sequence`, `sequence_encoding` and `sequence_encoding2` attributes to `fold_compound` objects
- SWIG: Fix RNG wrapping and initialize RNG upon module load and update associated functions
- SWIG: Add more access to member variable arrays for various objects used throughout the library
- SWIG: Add memory efficient wrapper for dynamically allocated arrays and matrices
- SWIG: Shadow pair table data structure for efficient interactions between C and target languages
- SWIG: Expose hard constraints members in `fold_compound` objects
- SWIG: Add `exp_E_ext_stem()` method (`vrna_exp_E_ext_stem()`) to `fold_compound` objects
- SWIG: Expose DP matrices within `fold_compound` objects
- SWIG: Fix memory leak in wrapper for `vrna_db_from_ptable()`

## Package

- Update dlib to version 19.23
- DOC: Update doxygen.conf for version 1.9.2
- AUTOCONF: Factor-out Naview layout algorithm to allow for deactivating the Naview layout algorithm at configure-time
- AUTOCONF: Make LaTeX checks more portable and update LaTeX package checks
- AUTOCONF: Check whether we can build the swig interface when SVM support is deactivated
- AUTOCONF: Fix condition check for CLA build

## 11.2.2 Version 2.5.0 (Release date: 2021-11-08)

### Programs

- Add `RNAmultiFold` program to compute secondary structures for multiple interacting RNAs
- Add multistrand capabilities to `RNAeval`
- Add multistrand capabilities to `RNAsubopt`
- Replace `RNAcofold` with a wrapper to `RNAmultiFold`
- Fix computation of BB homodimer base pair probabilities in `RNAcofold`

### Library

- API: Fix use of undefined values in deprecated function `PS_dot_plot()`
- API: Fix probability computations for unstructured domains within multibranch loops
- API: Fix index error in ensemble defect computations
- API: Fix hard constraints behavior on non-specific base pairing
- API: Fix segmentation fault for short input sequences in `vrna_hx_from_ptable()`
- API: Fix memory leak in static `rna_layout()` function
- API: Fix corner-case in covariance score computation on sequence alignments that determines which alignment columns may pair and which don't
- API: Add MFE computations for multiple interacting strands
- API: Add partition function computations for multiple interacting strands
- API: Add base pair probability computations for multiple interacting strands
- API: Add suboptimal structure prediction for multiple interacting strands
- API: Add multistrand capabilities to `vrna_eval*()` functions
- API: Add new function `vrna_equilibrium_conc()` for concentration dependency computations of multiple interacting strands with `dlib` backend
- API: Add `vrna_equilibrium_constants()` function to obtain equilibrium constants for different complexes of multiple interacting strands
- API: Add function `vrna_pf_add()` to add ensemble free energies of two ensembles
- API: Add function `vrna_pf_substrands()` to get ensemble free energies for complexes up to a specific number of interacting strands
- API: Add function `vrna_n_multichoose_k()` to obtain a list of k-combinations with repetition

- API: Add `vrna_cstr_discard()` function to allow for discarding char streams prior to flushing
- API: Add `vrna_bp_distance_pt()` function to allow for base pair distance computation with pseudo-knots
- API: Add functions `vrna_pbacktrack_sub*()` to allow for stochastic backtracing within arbitrary sequence intervals
- API: Add functions `vrna_boustrophedon()` and `vrna_boustrophedon_pos()` to generate lists of or obtain values from sequences of Boustrophedon distributed integer numbers
- API: Add `vrna_pscore()` and `vrna_pscore_freq()` functions to obtain covariance score for particular alignment columns
- API: Rewrite Zuker suboptimals implementation
- API: Remove old cofold implementations
- API: Make `type` attribute of `vrna_mx_mfe_t` and `vrna_mx_pf_t` a constant
- API: Guard more functions in `utils/structure_utils.c` against NULL input
- API: Rename `vrna_E_ext_loop()` to `vrna_eval_ext_stem()`
- API: Use `v3` typedefs in dot-plot function declarations
- SWIG: Fix Python 3 file handle as optional argument in `eval*` functions and methods
- SWIG: Add wrapper for `vrna_pf_add()`
- SWIG: Add wrapper for `vrna_hx_from_ptable()`
- SWIG: Add wrapper for `vrna_db_from_probs()`

## Package

- Update `libsvm` to version 3.25
- Make Python 3.x the default Python for the scripting language interfaces
- Add Python3 capability for Mac OS X installer builds
- TESTS: Create TAP driver output for all unit tests (library, executables, SWIG interfaces)
- Remove compile-time switch to deactivate Boustrophedon backtracing scheme (this is the status-quo now)
- Add Contributors License Agreement (CLA) to the Package in `doc/CLA/`

## 11.3 Version 2.4.x

### 11.3.1 Version 2.4.18 (Release date: 2021-04-22)

#### Programs

- Fix and refactor `RNApkplex` program
- Fix occasional backtracing errors in `RNALaliFold`
- Restrict available dangling end models in `RNALaliFold` to 0 and 2
- Prevent segmentation faults upon bogus input data in `RNAfold`, `RNAalifold`, `RNAcofold`, `RNAheat`, and `RNAeval`
- Free MFE DP matrices in `RNAsubopt` Boltzmann sampling when not required anymore

## Library

- API: Add `vrna_abstract_shapes()` and `vrna_abstract_shapes_pt()` functions to convert secondary structures into their respective abstract shape notation ala Giegerich et al. 2004
- API: Add functions `vrna_seq_reverse()` and `vrna_DNA_complement()` to create reverse complements of a sequence
- API: Add more soft constraint handling to comparative structure prediction
- API: Add generic soft constraints for sliding window comparative MFE backtracing
- API: Add `vrna_ensemble_defect_pt()` that accepts pair table input instead of dot-bracket string to allow for non-nested reference structures
- API: Add failure/success return values to generic soft constraints application functions
- API: Refactor `RNAPKplex` implementation by better using constraints framework and moving out many parts from `RNAPKplex.c` into `RNAlib` as separate re-usable functions
- API: Fix energy contributions used in `RNAPKplex` implementations
- API: Fix energy evaluation for cofolding with dangle model 1
- API: Fix wrong arithmetic usage for PF variant of combined generic and simple soft constraints applied to external loops
- API: Fix memory size in `#vrna_fold_compound_t` initialization
- API: Fix bogus memory access for comparative prediction when preparing hard constraints
- API: Fix wrong index usage in hard constraints for comparative base pair probability computations of internal loops
- API: Fix G-Quadruplex contributions as part of multibranch loops in single sequence base pair probability computations
- API: Fix multibranch loop MFE decomposition step for multiple strand cases
- API: Fix external loop generic hard constraint index updating for partition function computations
- API: Fix memory allocation for auxiliary grammar data structure
- API: Fix incorporation of auxiliary grammar contrib for closing pairs in sliding-window MFE computation
- API: Fix DP matrix initialization in sliding window MFE computations (fixes occasional backtracing issues in comparative sliding-window MFE computations)
- API: Make `vrna_sc_t.type` attribute a constant
- API: Remove upper-triangular hard constraint matrix in favor of full matrix
- API: Always ensure sane base pair span settings after `vrna_fold_compound_prepare()`
- API: Return INF on predictions of `vrna_mfe_dimer()` that fail due to unsatisfiable constraints
- API: Rename internally used hard and soft constraints API symbols
- API: Fix header file inclusions to prevent `#include` cycles
- SWIG: Add wrapper for `vrna_file_fasta_read_record()`
- SWIG: Fix memory leak in wrapper for `vrna_probs_window()`
- SWIG: Refactor and therefore fix soft constraint binding functions for use in comparative structure predictions
- SWIG: Fix typo that prevented properly wrapping `vrna_params_load_RNA_Andronescu2007()`
- SWIG: Unify wrappers for `vrna_ptable()` and `vrna_ptable_from_string()`

## Package

- REFMAN: Refactored structure annotation documentation
- REFMAN: Update Mac OS X install section
- Replace DEF placeholders in energy parameter files with their value of -50
- Update RNALocmin subpackage to properly compile with more stringent C++ compilers
- Update RNAforester subpackage to properly compile with more stringent C++ compilers
- Update autotools framework, e.g. checks for pthreads
- Update universal binary build instructions for Mac OS X builds to enable ARM compilation for M1 CPUs

## 11.3.2 Version 2.4.17 (Release date: 2020-11-25)

### Programs

- Fix RNAup -b mode with shorter sequence first
- Add --backtrack-global option to RNALfold (currently only available for dangles == 2 | 0)
- Add --zscore-pre-filter and --zscore-report-subsumed options to RNALfold

### Library

- API: Fix multiloop backtracing with soft constraints for unpaired positions in vrna\_subopt() and vrna\_subopt\_cb()
- API: Fix parameter parse in vrna\_params\_load\_from\_string()
- API: Add vrna\_heat\_capacity() and vrna\_head\_capacity\_cb() functions to RNALib
- API: Add backtracing function vrna\_backtrack\_window() for global MFE structure to sliding-window predictions
- API: Add SVG support for RNApuzzler structure layouts
- API: Make vrna\_md\_t argument to vrna\_fold\_compound() a constant pointer
- API: Remove missing symbols from header file ViennaRNA/params/default.h
- API: Refactor z-score threshold filter handling for sliding-window MFE prediction
- SWIG: Fix typo in interface functions to load DNA parameters
- SWIG: Add python-3.9 autoconf checks
- SWIG: Add vrna\_head\_capacity\*() wrappers
- SWIG: Add access to raw energy parameters
- SWIG: Add alias and pair attribute to objects of type md
- SWIG: Add out/varout typemaps for 2-dimensional int-like arrays
- SWIG: Add all data fields to objects of type 'param' and 'exp\_param'

## Package

- Fix Debian and Windows installer files

### 11.3.3 Version 2.4.16 (Release date: 2020-10-09)

#### Programs

- Fix backtracing errors in RNALaliFold for alignments with more than 32768 columns
- Fix backtracing errors in RNAaliFold and RNALaliFold for rare cases when two alignment columns may pair due to covariance score threshold but still yield infinite energies due to energy model
- Refactored manpages/help options for RNAlfold, RNAlplot, RNAlpvmin, RNAsubopt, and RNAup

#### Library

- API: Fix undefined behavior due to short int overflows when accessing alignment lengths with alignments larger than 32768 columns. This fixes occasional backtracing errors in RNALaliFold and `vrna_mfe_window()`
- API: Fix adding pscore to base pairs that yield INF energy in comparative global and local MFE prediction
- API: Add `vrna_convert_kcal_to_dcal()` and vice-versa function for safely converting integer to float representations of energy values
- SWIG: Add a reasonable Python interface for objects of type `vrna_path_t`
- SWIG: Add a wrapper for `vrna_seq_encode()`

## Package

- Move `units.h` include file to `ViennaRNA/Utils/units.h`

### 11.3.4 Version 2.4.15 (Release date: 2020-08-18)

#### Programs

- Fix compilation of Kinfold with GCC 10
- Add `--en-only` flag to RNAsubopt to allow for sorting by energy only
- Prevent RNAcifold to process input with more than two strands
- Add cutpoint marker to dot-plots created with RNAcifold `-a`
- Update Kinfold to version 1.4

#### Library

- API: Fix removal of strand delimiter in `vrna_plot_dp_PS_list()`
- API: Fix `vrna_enumerate_necklaces()`
- API: Fix bogus backtracing for co-folded structures in `vrna_subopt()` and `vrna_subopt_cb()`
- API: Fix storing co-folded structures for sorted output in `vrna_subopt()`
- API: Fix multibranch loop component hard constraints for multi-strand cases
- API: Prevent adding internal loop energy contributions to enclosed parts with `energy=INF`

- API: Adapt `vrna_db_pack()`/`vrna_db_unpack()` functions to produce comparable strings
- API: Add sorting modes `VRNA_UNSORTED`, `VRNA_SORT_BY_ENERGY_LEXICOGRAPHIC_ASC`, and `VRNA_SORT_BY_ENERGY_ASC` to `vrna_subopt()`
- API: Add `vrna_strjoin()` function
- API: Add missing case to external loop hard constraints
- API: Make hard constraints strand-aware
- SWIG: Fix invalid memory access when using `MEA_from_plist()` in Perl 5 or Python
- SWIG: Enable keyword argument features in Python interface of constructors for `fold_compound`, `md`, `move`, `param`, and `exp_param` objects
- SWIG: Enable autodoc feature for Python interface of constructors for `fold_compound`, `md`, and `move` objects
- SWIG: Enable `toString` conversion for Python interface for objects of type `fold_compound`, `md`, `move`, `params`, `exp_params`, and `subopt_solution`
- SWIG: Add (read-only) attributes `type`, `length`, `strands`, `params`, and `exp_params` to objects of type `fold_compound`
- SWIG: Make attributes of objects of type `param` and `exp_param` read-only
- Add array of strand nicks to EPS dot plot files instead of single cutpoint
- Draw separator line for each strand nick in EPS dot-plots
- Update `libsvm` to version 3.24

## Package

- Disable Link-Time-Optimization (LTO) for third-party programs linking against `RNAlib` using `pkg-config`
- TESTS: Fix results dir path for out-of-tree builds
- TESTS: Set default timeout for library tests to 20s

## 11.3.5 Version 2.4.14 (Release date: 2019-08-13)

### Programs

- Fix `RNApvmin` perturbation vector computation
- Add non-redundant sampling option to `RNApvmin`
- Add `RNAados` program to compute density of states
- Add `-P DNA` convenience command line parameter to most programs to quickly load DNA parameters without any input file
- MAN: Add example section to man-page of `RNAalifold`

## Library

- API: Fix memory leak in `vrna_path_gradient()`
- API: Fix release of memory for `vrna_sequence_remove_all()`
- API: Fix soft-constraints application in `vrna_sc_minimize_perturbation()` that prevented proper computation of the perturbation vector
- API: Add 5' and 3' neighbor nucleotide encoding arrays and name string to `vrna_seq_t`
- API: Add new data structure for multiple sequence alignments
- API: Add `vrna_sequence_order_update()` function
- API: Add non-redundant sampling mode to `vrna_sc_minimize_perturbation()` through passing negative sample-sizes
- API: Add v3.0 API functions for maximum expected accuracy (MEA) computation
- API: Include energy parameter sets into `RNALib` and provide functions to load them at runtime
- API: Prepare sequence data in `vrna_fold_compound_t` with `vrna_sequence_add()`
- API: Use `vrna_pbacktrack_num()` instead of `vrna_pbacktrack()` in `vrna_sc_minimize_perturbation()` to speed-up sample generation
- Reduce use of global variable `cut_point` in `RNALib`
- SWIG: Use `importlib` in favor of `imp` to determine Python 3 tag extension
- SWIG: Update various wrapper functions
- SWIG: Add wrappers for MEA computation with `vrna_MEA()` and `vrna_MEA_from_plist`
- SWIG: Add wrappers for `vrna_pr_structure()` and `vrna_pr_energy()`

## Package

- REFMAN: Fix LaTeX code in `units.h` that prevented proper compilation with `pdflatex`
- Add an R script to create 2D landscape plots from `RNA2Dfold` output
- Add `gengetopt` to configure-time requirements to build man-pages
- Add new energy parameter file `rna_misc_special_hairpins.par` with additional UV-melting derived parameters for Tri- and Tetra-loops
- Update RNA Tutorial
- Colorize final configure script message
- REFMAN: Always use `pdflatex` to compile reference manual and tutorial
- EXAMPLES: Add Python script that performs computations equivalent to `RNAfold -p --MEA`

### 11.3.6 Version 2.4.13 (Release date: 2019-05-30)

#### Programs

- Fix centroid structure prediction for `RNAcofold`
- Fix `--noLP` option for `RNALali`



## Library

- API: Refactor and fix collision handling in `vrna_hash_table_t`
- API: Fix one access using wrong index for odd dangles in `loops/external.c`
- API: Add two missing MLbase contributions for MFE prediction in `loops/multibranch.c`
- API: Refactor multiloop MFE backtracking for odd dangles
- API: Add function `vrna_backtrack5()` to allow for MFE backtracking of sub-sequences starting at the 5'-end
- API: Reduce usage of global macro `TURN` by replacing it with `min_loop_size` field of `vrna_md_t`
- API: Add functions `vrna_path_direct()` and `vrna_path_direct_ub()` that may also return move lists instead of dot-bracket lists
- API: Add functions `vrna_pt_pk_remove()` and `vrna_db_pk_remove()` that remove pseudoknots from an input structure
- API: Fix invalid memory access for lonely pair mode (`--noLP`) in comparative sliding-window MFE prediction
- SWIG: Fix access to global variable `pf_smooth` and `pf_smooth` attribute in `model_details` object
- SWIG: Fix Python reference counting for `Py_None` in `interfaces/findpath.i` wrapper
- SWIG: Refactor reference counting for all Python2 and Python3 wrappers
- REFMAN: Larger updates and restructuring of reference manual

## Package

- Install example scripts and source code files, e.g. to `$prefix/share/ViennaRNA/examples`
- Properly pass `GSL`, `PTHREADS`, and `MPFR` flags to sub-projects
- Fix `RNApuzzler` header file installation
- SWIG: Include Python 3.7 and 3.8 in list of autoconf-probed python interpreters
- SWIG: Fix wrapper building for `swig >= 4.0.0`

## 11.3.7 Version 2.4.12 (Release date: 2019-04-16)

### Programs

- Add non-redundant stochastic backtracing option for `RNAalifold`
- Add `--noDP` option to suppress dot-plot output in `RNAfold` and `RNAalifold`
- Add `RNApuzzler` (4) and `RNAturtle` (3) secondary structure layout algorithm options to `RNAfold` and `RNAplot`
- Update help/man page of `RNAfold`
- Allow for multiple input files and parallel input processing in `RNAheat`

## Library

- API: Fix declaration of `vrna_move_apply_db()`
- API: Fix `vrna_path()` lexicographical ordering in gradient walks
- API: Enable non-redundant stochastic backtracing for comparative structure prediction
- API: Enable stochastic backtracing for circular comparative structure prediction
- API: Enable stochastic backtracing of subsequences (5' prefixes) for comparative structure prediction
- API: Add `pf_smooth` attribute to `vrna_md_t` data structure to allow for disabling Boltzmann factor energy smoothing
- API: Add functions to allow for resuming non-redundant stochastic backtracing
- API: Add functions to retrieve multiple stochastically backtraced structures (list and callback variants)
- API: Add `vrna_positional_entropy` to compute vector of positional entropies
- API: Add `RNApuzzler` and `RNAturtle` secondary structure layout algorithm (Wiegreffe et al. 2018)
- API: Add v3.0 API for secondary structure layout/coordinate algorithms
- API: Add more helper/utility functions for `vrna_move_t` data structures
- API: Add callback-based neighborhood update function for (subsequent) `vrna_move_t` application
- API: Add abstract heap data structure available as `<ViennaRNA/datastructures/heap.h>`
- API: Refactor and speed-up gradient walk implementation available as `vrna_path_gradient()`
- API: Substitute `vrna_file_PS_aln_sub()` alignment plot function by `vrna_file_PS_aln_slice()` that actually slices out a sub-alignment
- API: Rename `vrna_annotate_covar_struct()` to `vrna_annotate_covar_db()` and add new function `vrna_annotate_covar_db_extended()` to support more bracket types
- API: Calling `vrna_params_reset()` now implies a call to `vrna_exp_params_reset()` as well
- API: Move landscape implementations into separate directory, thus headers should be included as `<ViennaRNA/landscape/move.h>`, `<ViennaRNA/landscape/neighbor.h>`, etc.
- Ensure proper rescaling of energy parameters upon temperature changes
- Refactor soft constraints implementation in stochastic backtracing
- SWIG: Wrap all non-redundant stochastic backtracing functions to scripting language interface(s)
- SWIG: Refactor stochastic backtracing interface(s)
- SWIG: Add proper constructor for objects of type `vrna_ep_t`
- SWIG: Sanitize alignment plot function interface(s)

## Package

- Update Ubuntu/Debian and OpenSUSE build instructions
- Reduce intra-package dependency on non-v3.0 API

### 11.3.8 Version 2.4.11 (Release date: 2018-12-17)

#### Programs

- Add `--commands` option to `RNAsubopt`
- Add non-redundant Boltzmann sampling mode for `RNAsubopt`

#### Library

- API: Fix wrong access to base pair soft constraints in equilibrium probability computations
- API: Fix behavior of `vrna_nucleotide_encode()` with lowercase characters in sequence
- API: Fix behavior of `encode_char()` with lowercase characters in sequence
- API: Fix forbidden GU pairs behavior in `pscore` computation for comparative folding
- API: Fix potential errors due to uninitialized `next` pointers in `vrna_move_t` of `vrna_eval_move_shift_pt`
- API: Add AVX 512 optimized version of MFE multibranch loop decomposition
- API: Add functions for CPU SIMD feature detection
- API: Add dispatcher to automatically delegate exterior-/multibranch loop MFE decomposition to supported SIMD optimized implementation
- API: Add function `vrna_dist_mountain()` to compute mountain distance between two structures
- API: Add function `vrna_ensemble_defect()` to compute ensemble defect given a target structure
- API: Add non-redundant Boltzmann sampling
- API: Change behavior of `vrna_cstr_free()` and `vrna_cstr_close()` to always flush output before unregistering the stream
- SWIG: Add interface for `vrna_loopidx_from_ptable()`

#### Package

- Activate compilation for compile-time supported SIMD optimized implementations by default
- Replace `--enable-sse` configure script option with `--disable-simd`

### 11.3.9 Version 2.4.10 (Release date: 2018-09-26)

#### Programs

- Fix wrong output filename for binary opening energies in `RNAplfold`
- Enable G-Quadruplex support for partition function computation in `RNAalifold`

## Library

- Fix broken SSE4.1 support for multibranch loop MFE computation that resulted in increased run times
- Fix redundant output issue in subopt backtracking with unusually high delta energies ( $\geq \text{INF}$ )
- Restore default behavior of '[' symbol in dot-bracket hard constraint strings that got lost with version 2.2.0
- Add faster (cache-optimized) version of Nussinov Maximum Matching algorithm
- Change default linker- and loop length computations for G-Quadruplex predictions in comparative prediction modes
- Add hard constraints warning for base pairs that violate the `min_loop_size` of the model
- Update `libsvm` to version 3.23
- API: Add functions to set auxiliary grammar extension rules
- API: Replace upper-triangular hard constraints matrix with full matrix for cache-optimized access
- API: Add G-Quadruplex prediction support for comparative partition function
- API: Remove `VRNA_QUAD_MISMATCH_PENALTY` and `VRNA_QUAD_MISMATCH_NUM_ALI` macros
- SWIG: Fix invalid memory access in `subopt()` method of `fold_compound` object when writing to file
- SWIG: Add wrapper for Nussinov Maximum Matching algorithm

## Package

- Add `-ftree-vectorize` compile flag by default if supported

## 11.3.10 Version 2.4.9 (Release date: 2018-07-11)

### Programs

- Fix interactive mode behavior for multiple sequence alignment input in `RNAalifold`, `RNALalifold`
- Allow for Stockholm formatted multiple sequence alignment input in `RNAeval` and `RNAplot`
- Allow for multiple input files in `RNAeval` and `RNAplot`
- Allow for parallel processing of input batch jobs in `RNAeval` and `RNAplot`
- Add `-g` option to activate G-Quadruplex support in `RNAheat`
- Warn on unsatisfiable hard constraints from dot-bracket string input in `RNAfold`, `RNAcofold`, and `RNAalifold`

### Library

- Fix parameter order bug in `vrna_path_findpath*` functions that resulted in too large search widths
- Fix wrong application of base pair soft constraints in partition function computations
- Fix position ruler string in EPS alignment output files
- Fix MFE backtracking errors that might appear under specific hard constrained base pair patterns
- Refrain from reading anything other than `#=GC SS_cons` to retrieve structures when parsing Stockholm 1.0 format
- Complete soft constraints additions to Boltzmann sampling implementation for single sequences
- Allow for disabling alignment wrapping in `vrna_file_PS_aln*` functions

- Do not remove G-Quadruplex annotation from WUSS formatted structure strings upon calls to `vrna_db_from_WUSS`
- Enable G-Quadruplex related average loop energy correction terms in verbose output of `vrna_eval_*` functions
- Speed-up backward compatibility layer for energy evaluation functions that unnecessarily slowed down third-party tools using the old API
- Allow for passing dot-bracket strings with '&' strand-end identifier to simple `vrna_eval_*` functions
- Remove implicit `exit()` calls from global MFE backtracking implementation.

### 11.3.11 Version 2.4.8 (Release date: 2018-06-23)

#### Programs

- Fix compilation of RNAforester with C++17 standard
- Fix tty input detection in RNAcofold
- Fix bad memory access with RNAcofold -p

#### Library

- API: Fix incorrect unpaired probability computations in `vrna_probs_window()`
- API: Fix potential out-of-bounds access situations (for circular RNA folding) in `eval.c`
- API: Fix comparative exterior internal loop partition function computation for `circfold`
- SWIG: Fix false-positive use of uninitialized value in `Python3/file_py3.i`

#### Package

- TESTS: Add tests for special features in RNAalifold
- TESTS: Add test case for RNAcofold -p

### 11.3.12 Version 2.4.7 (Release date: 2018-06-13)

- Allow for parallel processing across multiple input files in RNAfold
- Allow for arbitrary number of input files in RNAalifold
- Allow for parallel processing of input data in RNAalifold
- Allow for arbitrary number of input files in RNAcofold
- Allow for parallel processing of input data in RNAcofold
- Enable parallel processing in RNAfold, RNAcofold, RNAalifold for MS Windows build
- Add centroid and MEA structure computation to RNAcofold
- Add configure time check for LTO capabilities of the linker
- Include ligand binding energies in centroid and MEA structure output of RNAfold
- Refactor `ct2db` program to process multiple structures from single `.ct` file
- API: Enable processing of comparative fold\_compound with `vrna_pr_*`() functions
- API: Refactor `vrna_ostream_t` to enable NULL input in `vrna_ostream_provide()`
- API: Major refactoring in loop energy evaluations (MFE and PF)

- API: Make `vrna_mx_pf_aux_el_t` and `vrna_mx_pf_aux_ml_s` opaque pointers
- API: Make `fold_compound` field `type` a const attribute
- API: Refactor MFE post-processing for circular RNAs
- API: Add motif name/id support for unstructured domains
- API: Remove major part of implicit `exit()` calls in `RNAlib`
- API: Add implementations of Boyer-Moore-Horspool search algorithm
- API: Add implementations to determine number of rotational symmetry for strings (of objects)
- API: Make `vrna_cmd_t` an opaque pointer
- API: Move headers for constraints, datastructures, io, loop energy evaluation, energy parameters, plotting, search, and utilities into separate subdirectories (backward compatibility is maintained)
- API: Add hash table data structure
- API: Fix discrepancy between comparative and single sequence `-noLP` predictions
- API: Add functions to replace 'old API' interface of `RNAstruct.h`
- API: Add functions to replace 'old API' interface of `aln_util.h`
- API: Add generic soft constraints support to suboptimal structure prediction sensu Wuchty et al.
- SWIG: Refactor callback execution for Python 2 / 3 interface to reduce overhead
- SWIG: Fix configure-time check for Python 3 interface build
- SWIG: Fix Python 3 IO file stream to C `FILE *` conversion
- Cosmetic changes in final configure notice
- Major changes in source tree structure of the library
- Add autoconf checks for maintainer tools
- Generate C strings from static PostScript files at configure time (for structure- and dot plots)
- REFMAN: Large updates in API documentation and structure of reference manual

### **11.3.13 Version 2.4.6 (Release date: 2018-04-19)**

- Stabilize rounding of free energy output in `RNAalifold`
- API: Fix potential rounding errors for comparative free energies in `eval.c` and `mfe.c`
- API: Fix regression in exterior loop dangling end contributions for comparative base pair probabilities and Boltzmann sampling (introduced with v2.4.4)
- API: Fix regression with hard constrained base pairs for comparative structure prediction (introduced with v2.4.4)
- TESTS: Add basic tests for `RNAalifold` executable
- TESTS: Ignore 'frequency of MFE structure' in `RNAcofold` partition function checks

**11.3.14 Version 2.4.5 (Release date: 2018-04-17)**

- Allow for arbitrary number of input files in RNAfold
- Allow for parallel processing of input data in RNAfold (UNIX only, no Windows support yet)
- Add SHAPE reactivity support through commandline options for RNAplfold
- Fix unstructured domain motif detection in MFE, centroid, and MEA structures computed by RNAfold
- Limit allowed set of commands in command file for RNAcofold to hard and soft constraints
- API: Add functions to compute equilibrium probability of particular secondary structures
- API: Add dynamic string stream data type and associated functions
- API: Add priority-queue like data structure with unordered fill capability and ordered output callback execution
- API: Add functions to detect unstructured domain motifs in MFE, centroid, and MEA structures
- API: Fix bug in sliding-window partition function computation with SHAPE reactivity and Deigan et al. conversion method
- API: Fix application of '<' and '>' constraint symbols in dot-bracket provided constraints (was broken since v2.4.2)
- API: Fix MEA structure computation in the presence of unstructured domains
- API: Stabilize order of probability entries in EPS dot-plot files
- Fix compiler warnings on wrong type of printf() in naview.c
- Define VRNA\_VERSION macro as string literal and add macros for major, minor, and patch numbers
- Stabilize parallel make of Mac OS X installer
- Add energy parameter set from Langdon et al. 2018
- Add autoconf checks for POSIX threads compiler/linker support
- SWIG: Fix 'next' is a perl keyword warnings for Perl5 wrapper
- SWIG: Catch errors and throw exceptions whenever scripting language provided callback functions are not applicable or fail
- SWIG: Add keyword arguments and autodoc feature for Python/Python3 wrappers

**11.3.15 Version 2.4.4 (Release date: 2018-03-06)**

- Change verbose output for soft-constraints derived ligand binding motifs in RNAfold
- Allow for lowercase letters in ct2db input
- Fix bug in interior-like G-Quadruplex MFE computation for single sequences
- Fix autoconf switch to enable deprecation warnings
- Fix bug in eval\_int\_loop() that prevented propagation of energy evaluation for loops with nick in strands
- Fix several bugs for SHAPE reactivity related comparative partition function computations
- Fix annotation of PostScript output for soft-constraint derived ligand binding motifs in RNAfold
- Fix constraint indices for multibranch loops in unpaired probability computations of LPfold.c
- Fix dangling end contributions in comparative partition function for exterior loops
- API: Add simplified interface for vrna\_pf\_dimer()
- API: Move concentraton dependent implementation for co-folding to separate compile unit
- API: Add new API functions for exterior loop evaluations

- API: Add simplified interfaces for energy evaluation with G-Quadruplexes and circular RNAs
- API: Add findpath functions that allow for specification of an upper bound for the saddle point
- Add configure-time linker check for Python3 interface
- Add automatic CPP suggestions for deprecated function substitutes
- Major restructuring and constraints feature additions in loop type dependent energy evaluation functions
- Major restructuring in MFE implementations
- Major restructuring in PF implementations
- Minor fixes in Boltzmann sampling implementation
- SWIG: Fix wrappers for findpath() implementation
- SWIG: Add tons of energy evaluation wrappers
- SWIG: Fix configure-time check of Perl5 interface build capabilities
- SWIG: Wrap functions from walk.c and neighbor.c
- DOC: Add some missing references to manpages of executable programs
- REFMAN: Heavy re-ordering of the RNAlib reference manual

### **11.3.16 Version 2.4.3 (Release date: 2017-11-14)**

- Fix handling of dangling end contribution at sequence boundaries for sliding window base pair probability computations
- Fix handling of base pair hard constraints in sliding-window implementations
- Fix sliding-window pair probability computations with multibranch-loop unpaired constraints
- Fix sliding-window non-specific base pair hard constraint implementation
- Fix probability computation for stochastic backtracking in RNAsubopt `-stochBT_en` output
- Fix regression in comparative structure prediction for circular RNAs
- Fix LDFLAGS for scripting language interfaces in corresponding Makefiles
- Stabilize partition function scaling by always using `sfact` scaling factor from model details
- Add `-pf_scale` commandline parameter to RNAplfold
- Add constraint framework for single sequence circular RNA structure prediction
- Add RNAfold test suite to check for working implementation of constraints for circular RNAs
- Add a brief contribution guideline CONTRIBUTING.md
- Prevent RNAplfold from creating `inf/-inf` output when solution set is empty with particular hard constraints
- Include RNAforester v2.0.1



**11.3.17 Version 2.4.2 (Release date: 2017-10-13)**

- Fix G-Quadruplex energy corrections in comparative structure energy evaluations
- Fix discrepancy in comparative exterior loop dangling end contribution of eval vs. MFE predictions
- Fix regression in RNAup unstructuredness and interaction energy computations
- Fix sequence length confusions when FASTA input contains carriage returns
- Fix build problems of RNAlocmin with older compilers
- Fix sliding-window hard constraints where single nucleotides are prohibited from pairing
- Fix dot-bracket output string length in sliding-window MFE with G-Quadruplexes
- Fix unpaired probability computations for separate individual loop types in LPfold.c
- Fix bad memory access in RNAsubopt with dot-bracket constraint
- Add full WUSS support for `-SS_cons` constraint option in RNAalifold
- Add commandline option to RNALalifold that enables splitting of energy contributions into separate parts
- Add missing hard constraint cases to sliding-window partition function implementation
- Add CSV output option to RNAcifold
- Use the same model details for SCI computations in RNAalifold
- Abort computations in `vrna_eval_structure_v()` if structure has unexpected length
- Use original MSA in all output generated by RNAalifold and RNALalifold
- API: Add new functions to convert dot-bracket like structure annotations
- API: Add various new utility functions for alignment handling and comparative structure predictions
- API: Add function `vrna_strsplit()` to split string into tokens
- API: Do not convert sequences of input MSA to uppercase letters in `vrna_file_msa_read_record()`
- API: Rename `vrna_annotate_bp_covar()` and `vrna_annotate_pr_covar()`
- API: Add new noLP neighbor generation
- SWIG: Add wrapper for functions in `file_utils_msa.h`
- SWIG: Add wrappers for `vrna_pbacktrack()` and `vrna_pbacktrack5()`
- SWIG: Add `vrna_db_to_element_string()` to scripting language interface
- REFMAN: Fix formula to image conversion in HTML output

**11.3.18 Version 2.4.1 (Release date: 2017-08-23)**

- Fix memory leak in `fold_compound` methods of SWIG interface
- Fix memory leaks in double `**` returning functions of SWIG Perl5 interface
- Fix memory leak in `vrna_ep_t` to-string() function of SWIG interface
- Regression: Fix reverting `pf_scale` to defaults after `vrna_exp_params_rescale()`
- Regression: Fix homo-dimer partition function computation in RNAcifold
- Add unit tests for RNAcifold executable
- Add SHAPE reactivity support to RNAcifold
- Add SHAPE reactivity support to RNALalifold

### 11.3.19 Version 2.4.0 (Release date: 2017-08-01)

- Bump libsvm to version 3.22
- Print G-Quadruplex corrections in verbose mode of RNAeval
- Change behavior of RNAfold `-outfile` option to something more predictable
- Unify `max_bp_span` usage among sliding window prediction algorithms: RNAplfold, RNALfold, and RNALalifold now consider any base pair (i,j) with  $(j - i + 1) \leq \text{max\_bp\_span}$
- Add SHAPE reactivity data support to RNALfold
- Add `commands-file` support for RNALfold, RNAplfold (hard/soft constraints)
- Add RNAlocmin - Calculate local minima from structures via gradient walks
- Add RNA Bioinformatics tutorial (PDF version)
- Add hard constraints to sliding-window MFE implementations (RNALfold, RNALalifold)
- Add hard constraints to sliding-window PF implementations (RNAplfold)
- Add soft constraints to sliding-window MFE implementation for single sequences (RNALfold)
- Add soft constraints to sliding-window PF implementations (RNAplfold)
- Add SWIG interfaces for sliding-window MFE/PF implementations
- Add proper SWIG interface for alignment and structure plotting functions
- Add proper SWIG interface for duplexfold, duplex\_subopt, and its comparative variants
- Add SWIG wrapper for `vrna_exp_params_rescale()`
- Add explicit destructor for SWIG generated `vrna_md_t` objects
- Add SWIG perl5 typemap for simple nested STL vectors
- Add dummy field in `vrna_structured_domains_s`
- Add note about SSE optimized code in reference manual
- Add SWIG interface for `findpath` implementation
- Add `prepare()` functions for `p-types-arrays` and `vrna_(exp_)param_t`
- Add warnings for ignored commands in function `vrna_commands_apply()`
- Add callback featured functions for sliding window MFE and PF implementations
- Change default behavior of adding soft constraints to a `vrna_fold_compound_t` (store only)
- Several fixes with respect to G-Quadruplex prediction in sliding-window MFE recursions (single sequence and comparative implementation)
- Replace comparative sliding-window MFE recursions (All hits are reported to callback and can be filtered in a post-processing step)
- API: Remove `E_mb_loop_stack()` and introduce new function `vrna_E_mb_loop_stack()` as a replacement
- API: change data type of all constraint bit-flags from `char` to `unsigned char`
- API: change data type of `a2s` array in comparative structure prediction from `unsigned short` to `unsigned int`
- API: Change function parameter order in `vrna_probs_window()` to follow the style of other callback-aware functions in RNAlib
- Move sliding-window MFE implementations to new file `mfe_window.c`
- Fix building PDF Reference manual with non-standard executable paths
- Fix redefinition of macro `ON_SAME_STRAND()` in `subopt.c`

- Fix dangling end issues in sliding-window MFE implementations
- Fix regression for `-canonicalBPonly` switch in RNAfold/RNAcofold/RNAsubopt
- Fix building sliding-window MFE implementation without SVM support
- Fix parsing of STOCKHOLM 1.0 MSA files that contain MSA spanning multiple blocks
- Fix Alidot link in RNAalifold manpage
- Fix wrong pre-processor flags when enabling single-precision PF computations
- Fix unit testing perl5 interface by including `builddir/tests` in `PERL5LIB` path
- Fix buffer overflow in hairpin loop sequence motif extraction for circular RNAs
- Fix out-of-bounds memory access in `neighbor.c`
- Restore capability to compile stand-alone `findpath` utility
- Restore capability to use non-standard alphabets for structure prediction
- Restore old-API random number functions in SWIG interface
- Allow additional control characters in MAF MSA input that do not end a block
- Improve reference manual
- Make functions in `pair_mat.h` static inline
- Prevent users from adding out-of-range base pair soft constraints
- Inline print functions in `color_output.inc`
- Start documenting callback features in reference manual
- Re-write large portions of sliding-window PF implementation
- Introduce soft-constraint state flag
- Clean-up SWIG unit test framework
- Remove obsolete scripts `ct2b.pl` and `colorrna.pl` from `src/Utils` directory
- Remove old RNAfold tutorial

## 11.4 Version 2.3.x

### 11.4.1 Version 2.3.5 (Release date: 2017-04-14)

- Fix duplication of output filename prefix in RNAfold
- Add V3.0 API for sliding window partition function (a.k.a. RNAPLfold)
- Add G-Quadruplex prediction to RNALalifold
- Add SWIG wrappers for callback-based sliding window comparative MFE prediction
- Add SSE4.1 multiloop decomposition for single sequence MFE prediction
- Enable RNAfold unit tests to run in parallel
- Enable users to turn-off base pair probability computations in RNAcofold with `-a` option
- Split move set in `neighbor.c`

### 11.4.2 Version 2.3.4 (Release date: 2017-03-10)

- Fix G-Quadruplex probability computation for single sequences
- Fix double-free when using SHAPE reactivity data in RNAalifold
- Fix out-of-bounds access in strand\_number array
- Fix weighting of SHAPE reactivity data in consensus structure prediction when fewer data than sequences are present
- Fix z-score output in RNALfold
- Substitute field name 'A0'/'B0' in data structure vrna\_dimer\_conc\_s by 'Ac\_start'/'Bc\_start' to avoid clashes with termios.h (Mac OSX Python wrapper bug)
- Minimize usage of 'unsafe' sprintf() calls
- Enhance auto-id feature in executable programs
- Always sanitize output file names to avoid problems due to strange FASTA headers
- Lift restrictions of FASTA header length in RNAfold, RNAcofold, and RNAeval
- Add ViennaRNA/config.h with pre-processor definitions of configure time choices
- Add test-suite for RNAfold
- Add functions to procure colored EPS structure alignments
- Add function to write Stockholm 1.0 formatted alignments
- Add function to sanitize file names
- Add callback based implementation for sliding-window MFE prediction (single sequences, comparative structure prediction)
- Add fast API 3.0 implementations to generate structural neighbors and perform steepest descent / random walks (Thanks to Gregor!)
- Add parameter option to RNALalifold for colored EPS structure alignment and structure plot output
- Add parameter option to RNALalifold to write hits into Stockholm file
- Add parameter option to RNAalifold to write Stockholm 1.0 formatted output
- Add parameter option to RNAalifold to suppress stderr spam
- Add auto-id feature to RNAplot, RNALfold, RNAsubopt, RNApifold, RNAheat
- Add SHAPE reactivity derived pseudo-energies as separate output in RNAalifold
- Add colored output to RNA2Dfold, RNALalifold, RNALfold, RNAduplex, RNAheat, RNAinverse, RNApifold, and RNAsubopt
- Add command line parameters to RNAsubopt to allow for specification of input/output files

### 11.4.3 Version 2.3.3 (Release date: 2017-01-24)

- Fix multiloop contributions for comparative partition function
- Fix building python2 extension module for OSX

#### 11.4.4 Version 2.3.2 (Release date: 2017-01-18)

- Fix pair probability plist creation with G-Quadruplexes
- Allow for specification of python2/3-config at configure time
- Fix init of vrna\_md\_t data structure after call to set\_model\_details()
- Fix bug in consensus partition function with hard constraints that force nucleotides to be paired
- Fix compilation of functions that use ellipsis/va\_list
- Enable generic hard constraints by default
- Fix init of partition function DP matrices for unusually short RNAs
- Fix behavior of RNAplfold for unusually short RNAs
- Report SCI of 0 in RNAalifold when sum of single sequence MFEs is 0
- Avoid multiple includes of pair\_mat.h
- Add configure flag to build entirely static executables

#### 11.4.5 Version 2.3.1 (Release date: 2016-11-15)

- Add description for how to use unstructured domains through command files to reference manual and RNAfold manpage
- Fix compilation issue for Windows platforms with MingW
- Add missing newline in non-TTY-color output of vrna\_message\_info()
- Fix regression in vrna\_md\_update() that resulted in incomplete init of reverse-basepair type array
- Extend coverage of generic hard constraints for partition function computations
- Fix scaling of secondary structure in EPS plot such that it always fits into bounding box
- Several fixes and improvements for SWIG generated scripting language interface(s)

#### 11.4.6 Version 2.3.0 (Release date: 2016-11-01)

- Add grammar extension with structured and unstructured domains
- Add default implementation for unstructured domains to allow for ligand/protein binding to unpaired structure segments (MFE and PF for single sequences)
- Introduced command files that subsume constraint definition files (currently used in RNAfold and RNAcofold)
- Replace explicit calls to asprintf() with portable equivalent functions in the library
- Fix configure script to deal with situations where Perl module can't be build
- Fix bug in doc/Makefile.am that prevented HTML installation due to long argument list
- Added utility functions that deal with conversion between different units
- Bugfix in SWIG wrapped generic soft constraint feature
- Add subopt() and subopt\_zuker() methods to SWIG wrapped fold\_compound objects
- Bugfix multiloop decomposition in MFE for circular RNAs
- Add separate function to compute pscore for alignments
- Renamed VRNA\_VC\_TYPE\_\* macros to VRNA\_FC\_TYPE\_\*
- Bugfix regression that prevented programs to fail on too long input sequences

- Extend EPS dot-plot in RNAfold to include motif/binding probabilities from unstructured domains
- Add variadic functions for error/warning/info message
- Add ID manipulation feature to RNAeval
- Extend API for soft constraint feature for more fine-grained control
- Add section on SWIG wrapped functions in reference manual
- Fix bug in interior loop computations when hard constraints result in non-canonical base pairs

## 11.5 Version 2.2.x

### 11.5.1 Version 2.2.10 (Release date: 2016-09-06)

- Do not ‘forget’ subopt results when output is not written to file handle and sorting is switched off
- Fix bad memory access in `vrna_subopt()` with sorted output
- Add SWIG wrappers for `vrna_subopt_cb()`
- Correctly show if C11 features are activated in configure status
- Fix autoconf checks to allow for cross compilation again

### 11.5.2 Version 2.2.9 (Release date: 2016-09-01)

- Fix bug in partition function scaling for backward compatibility of `ali_pf_fold()`
- Stabilize v3.0 API when building RNAlib and third party program linking against it with compilers that use different C/C++ standards
- Add details on how to link against RNAlib to the reference manual
- Fix RNAlib2.pc
- Fix bug for temperature setting in RNAplfold
- Use `-fflat-lto-objects` for static RNAlib library to allow linking without LTO
- Fix interpretation of ‘P’ hard constraint for single nucleotides in constraint definition files
- Add ‘A’ command for hard constraints
- Fix several hard constraint corner-cases in MFE and partition function computation when nucleotides must not be unpaired
- Fix order of hard constraints when read from input file
- Allow for non-canonical base pairs in MFE and partition function computations if hard constraints demand it
- Fix behavior of `-without-swig` configure script option
- Fix bug in hard constraints usage of exterior loop MFE prediction with odd dangles
- Add parsers for Clustal, Stockholm, FASTA, and MAF formatted alignment files
- Enable RNAalifold to use Clustal, Stockholm, FASTA, or MAF alignments as input
- Lift restriction of sequence number in alignments for RNAalifold
- Enable ANSI colors for TTY output in RNAfold, RNAcofold, RNAalifold, RNAsubopt, and warnings/errors issued by RNAlib
- Add various new commandline options to manipulate sequence/alignment IDs in RNAfold, RNAcofold and RNAalifold

### 11.5.3 Version 2.2.8 (Release date: 2016-08-01)

- Fix bad memory access in RNAalifold
- Fix regression in RNAalifold to restore covariance contribution ratio determination for circular RNA alignments
- Changed output of RNAsubopt in energy-band enumeration mode to print MFE and energy range in kcal/mol instead of 10cal/mol
- Include latest Kinfold sources that make use of v3.0 API, therefore speeding up runtime substantially
- Re-activate warnings in RNAeval when non-canonical base pairs are encountered
- Fix syntactic incompatibilities that potentially prevented compilation with compilers other than gcc
- dd function to compare nucleotides encoded in IUPAC format
- Fix regression in energy evaluation for circular RNA sequences
- Fix regression in suboptimal structure enumeration for circular RNAs
- Allow for P i-j k-l commands in constraint definition files
- Make free energy evaluation functions polymorphic
- Add free energy evaluation functions that allow for specifying verbosity level
- Secure functions in alphabet.c against NULL pointer arguments
- Fix incompatibility with swig >= 3.0.9
- Fix memory leak in swig-generated scripting language interface(s) for user-provided target language soft-constraint callbacks
- Expose additional functions to swig-generated scripting language interface(s)
- Build Python3 interface by default
- Start of more comprehensive scripting language interface documentation
- Fix linking of python2/python3 interfaces when libpython is in non-standard directory
- Restructured viennarna.spec for RPM based distributions
- Several syntactic changes in the implementation to minimize compiler warnings
- Fix `-with-/--without-` and `-enable/--disable-` configure script behavior

### 11.5.4 Version 2.2.7 (Release date: 2016-06-30)

- Fix partition function scaling for long sequences in RNAfold, RNAalifold, and RNAup
- Fix backtracking issue in RNAcifold when `-noLP` option is activated
- Fix hard constraints issue for circular RNAs in generating suboptimal structures
- Rebuild reference manual only when actually required

### 11.5.5 Version 2.2.6 (Release date: 2016-06-19)

- Plugged memory leak in RNACofold
- Fixed partition function rescaling bug in RNAup
- Fixed bug in RNALfold with window sizes larger than sequence length
- Re-added SCI parameter for RNAalifold
- Fixed backtracking issue for large G-quadruplexes in RNAalifold
- Fixed missing FASTA id in RNAeval output
- Added option to RNAalifold that allows to specify prefix for output files
- Several fixes and additional functions/methods in scripting language interface(s)
- Added version information for scripting language interface(s)
- Some changes to allow for compilation with newer compilers, such as gcc 6.1

### 11.5.6 Version 2.2.5 (Release date: 2016-04-09)

- Fixed regression in RNACofold that prohibited output of concentration computations
- Fixed behavior of RNAfold and RNACofold when hard constraints create empty solution set (programs now abort with error message)
- Added optional Python 3 interface
- Added RNA::Params Perl 5 sub-package
- Update RNA::Design Perl 5 sub-package
- Simplified usage of v3.0 API with default options
- Wrap more functions of v3.0 API in SWIG generated scripting language interfaces
- Plugged some memory leaks in SWIG generated scripting language interfaces
- Changed parameters of recursion status callback in `vrna_fold_compound_t`
- Enable definition and binding of callback functions from within SWIG target language
- Added optional subpackage Kinwalker
- Added several configure options to ease building and packaging under MacOS X
- Added new utility script RNAdesign.pl

### 11.5.7 Version 2.2.4 (Release date: 2016-02-19)

- Fixed bug in RNAsubopt that occasionally produced cofolded structures twice
- Removed debugging output in preparations of consensus structure prediction datastructures



**11.5.8 Version 2.2.3 (Release date: 2016-02-13)**

- Added postscript annotations for found ligand motifs in RNAfold
- Added more documentation for the constraints features in RNAfold and RNAalifold
- Restore backward compatibility of `get_alipf_arrays()`

**11.5.9 Version 2.2.2 (Release date: 2016-02-08)**

- Fix regression bug that occasionally prevented backtracking with `RNAcofold -noLP`

**11.5.10 Version 2.2.1 (Release date: 2016-02-06)**

- Fix regression bug that made `RNAcofold -a` unusable
- Fix regression bug that prohibited RNAfold to compute the MEA structure when G-Quadruplex support was switched on
- Fix bug in Kinfold to enable loading energy parameters from file
- Fix potential use of uninitialized value in `RNApdist`
- Add manpage for `ct2db`
- Fix MEA computation when G-Quadruplex support is activated
- Allow for vendor installation of the perl interface using `INSTALLDIRS=vendor` at configure time
- Install architecture dependent and independent files of the perl and python interface to their correct file system locations

**11.5.11 Version 2.2.0 (Release date: 2016-01-25)**

- RNAforester is now of version 2.0
- New program `RNApvmin` to compute pseudo-energy perturbation vector that minimizes discrepancy between observed and predicted pairing probabilities
- SHAPE reactivity support for RNAfold, RNAsubopt, and RNAalifold
- Ligand binding to hairpin- and interior-loop motif support in RNAfold
- New commandline option to limit maximum base pair span for RNAfold, RNAsubopt, RNAcofold, and RNAalifold
- Bugfix in RNAheat to remove numerical instabilities
- Bugfix in RNAplex to allow for computation of interactions without length limitation
- Bugfix in RNAplot for simple layouts and hairpins of size 0
- (generic) hard- and soft-constraints for MFE, partition function, base pair probabilities, stochastic backtracking, and suboptimal secondary structures of single sequences, sequence alignments, and sequence dimers
- libsvm version as required for z-scoring in RNALfold is now 3.20
- Stochastic backtracking for single sequences is faster due to usage of Boustrophedon scheme
- First polymorphic functions `vrna_mfe()`, `vrna_pf()`, and `vrna_pbacktrack()`.
- The `FLT_OR_DBL` macro is now a typedef
- New functions to convert between different secondary structure representations, such as helix lists, and RNAshapes abstractions
- First object-oriented interface for new API functions in the scripting language interfaces

- new ViennaRNA-perl submodule that augments the Perl interface to RNAlib
- Ligand binding to hairpin- and interior-loop motif support in C-library and scripting language interfaces.
- Libraries are generated using libtool
- Linking of libraries and executables defaults to use Link Time Optimization (LTO)
- Large changes in directory structure of the source code files

## 11.6 Version 2.1.x

### 11.6.1 Version 2.1.9

- Fixed integer underflow bug in RNALfold
- Added Sequence Conservation index (SCI) option to RNAalifold
- Fixed bug in energy evaluation of dangling ends / terminal mismatches of exterior loops and multibranch loops
- Fixed bug in alifold partition function for circular RNAs
- Fixed bug in alifold that scrambled backtracing with activated G-Quadruplex support
- Fixed bug in alifold backtracking for larger G-Quadruplexes

### 11.6.2 Version 2.1.8

- Repaired incorporation of RNAinverse user provided alphabet
- Fix missing FASTA ID in RNAeval output
- prevent race condition in parallel calls of Lfold()
- Fixed memory bug in Lfold() that occurred using long sequences and activated G-Quad support
- Added latest version of switch.pl

### 11.6.3 Version 2.1.7

- Fixed bug in RNALfold -z
- Python and Perl interface are compiling again under MacOSX
- Fixed handling of C arrays in Python interface
- Added latest version of switch.pl
- Make relplot.pl work with RNAcifold output

### 11.6.4 Version 2.1.6

- New commandline switches allow for elimination of non-canonical base pairs from constraint structures in RNAfold, RNAalifold and RNAsubopt
- updated moveset functions
- final fix for discrepancy of tri-loop evaluation between partition function and mfe
- pkg-config file now includes the OpenMP linker flag if necessary
- New program ct2db allows for conversion of .ct files into dot-bracket notation (incl. pseudo-knot removal)

### 11.6.5 Version 2.1.5

- Fix for discrepancy between special hairpin loop evaluation in partition functions and MFE

### 11.6.6 Version 2.1.4

- Fix of G-quadruplex support in subopt()
- Fix for discrepancy between special hairpin loop evaluation in partition functions and MFE

### 11.6.7 Version 2.1.3

- RNAfold: Bugfix for ignoring user specified energy parameter files
- RNAcofold: Bugfix for crashing upon constrained folding without specifying a constraint structure
- RNAsubopt: Added G-quadruplex support
- RNAalifold: Added parameter option to specify base pair probability threshold in dotplot
- Fix of several G-quadruplex related bugs
- Added G-quadruplex support in subopt()

### 11.6.8 Version 2.1.2

- RNAfold: Bugfix for randomly missing probabilities in dot-plot during batch job execution
- RNAeval: Bugfix for misinterpreted G-quadruplex containing sequences where the quadruplex starts at nucleotide 1
- RNAsubopt: Slight changes to the output of stochastic backtracking and zucker subopt
- Fix of some memory leaks
- Bugfixes in zucker subopt(), assign\_plist\_from\_pr()
- New threadsafe variants of putoutpU\_prob\*() for LPfold()
- Provision of python2 interface support.

### 11.6.9 Version 2.1.1

- Bugfix to restore backward compatibility with ViennaRNA Package 1.8.x API (this bug also affected proper usage of the perl interface)

### 11.6.10 Version 2.1.0

- G-Quadruplex support in RNAfold, RNAcofold, RNALfold, RNAalifold, RNAeval and RNAplot
- LPfold got a new option to output its computations in split-mode
- several G-Quadruplex related functions were introduced with this release
- several functions for moves in an RNA landscape were introduced
- new function in alipfold.c now enables access to the partition function matrices of alipf\_fold()
- different numeric approach was implemented for concentration dependent co-folding to avoid instabilities which occurred under certain circumstances

## 11.7 Version 2.0.x

### 11.7.1 Version 2.0.7

- Bugfix for RNAplfold where segfault happened upon usage of -O option
- Corrected misbehavior of RNAeval and RNAplot in tty mode

### 11.7.2 Version 2.0.6

- Bugfix for bad type casting with gcc under MacOSX (resulted in accidental “sequence too long” errors)
- Bugfix for disappearing tri-/hexaloop contributions when read in from certain parameter files
- Bugfix for RNALfold that segfaulted on short strange sequences like AT+ repeats
- Change of RNA2Dfold output format for stochastic backtracking

### 11.7.3 Version 2.0.5

- Restored z-score computation capabilities in RNALfold

### 11.7.4 Version 2.0.4

- Bugfix for RNAcofold partition function
- Perl wrapper compatibility to changed RNAlib has been restored
- Backward compatibility for partition function calls has been restored

### 11.7.5 Version 2.0.3

- Bugfix for RNAalifold partition function and base pair probabilities in v2.0.3b
- Added Boltzmann factor scaling in RNAsubopt, RNAalifold, RNAplfold and RNAcofold
- Bugfix for alifold() in v2.0.3b
- Restored threadsafety of folding matrix access in LPfold.c, alifold.c, part\_func.c, part\_func\_co.c and part\_func\_up.c
- Added several new functions regarding threadsafe function calls in terms of concurrently changing the model details
- Added pkg-config file in the distribution to allow easy checks for certain RNAlib2 versions, compiler flags and linker flags.

### 11.7.6 Version 2.0.2

- added support for Boltzmann factor scaling in RNAfold
- fixed fastaheader to filename bug
- plugged some memory leaks

### 11.7.7 Version 2.0.1

- First official release of version 2.0
- included latest bugfixes

## 11.8 History

2011-03-10 Ronny Lorenz [ronny@tbi.univie.ac.at](mailto:ronny@tbi.univie.ac.at)

- new naming scheme for all shipped energy parameter files
- fixed bugs that appear while compiling with gcc under MacOS X
- fixed bug in RNAup –interaction-first where the longer of the first two sequences was taken as target
- added full FASTA input support to RNAfold, RNAcifold, RNAheat, RNAplfold RNALfoldz, RNAsubopt and RNALfold

2010-11-24 Ronny Lorenz [ronny@tbi.univie.ac.at](mailto:ronny@tbi.univie.ac.at)

- first full pre-release of version 2.0

2009-11-03 Ivo Hofacker [ivo@tbi.univie.ac.at](mailto:ivo@tbi.univie.ac.at)

- Fix memory corruption in PS\_color\_aln()

2009-09-09 Ivo Hofacker [ivo@tbi.univie.ac.at](mailto:ivo@tbi.univie.ac.at)

- Fix bug in RNAplfold when -u and -L parameters are equal
- Fix double call to free\_arrays() in RNAfold.c
- Improve drawing of cofolded structures

2009-05-14 Ivo Hofacker [ivo@tbi.univie.ac.at](mailto:ivo@tbi.univie.ac.at)

- Fix occasional segfault in RNAalifold's print\_alifold()

2009-02-24 Ivo Hofacker [ivo@tbi.univie.ac.at](mailto:ivo@tbi.univie.ac.at)

- Add -MEA options to RNAfold and RNAalifold
- change energy\_of\_alifold to return float not void

2009-02-24 Ivo Hofacker [ivo@tbi.univie.ac.at](mailto:ivo@tbi.univie.ac.at)

- RNAfold will draw structures unless -noPS is used (no more “structure too long” messages)
- Restore the “alifold.out” output from RNAalifold -p
- RNAalifold -circ did not work due to wrong return type
- Accessibility calculation with RNAplfold would give wrong results for  $u \leq 30$

2008-12-03 Ivo Hofacker [ivo@tbi.univie.ac.at](mailto:ivo@tbi.univie.ac.at)

- Add zucker style suboptimals to RNAsubopt (-z)
- get\_line() should be much faster when reading huge sequences (e.g. whole chromosomes for RNALfold)

2008-08-12 Ivo Hofacker [ivo@tbi.univie.ac.at](mailto:ivo@tbi.univie.ac.at)

- Add Ribosum matrices for covariance scoring in RNAalifold

2008-06-27 Ivo Hofacker [ivo@tbi.univie.ac.at](mailto:ivo@tbi.univie.ac.at)

- Change RNAalifold to used berni's new energy evaluation w/o gaps
- Add stochastic backtracking in RNAalifold

2008-07-04 Ivo Hofacker [ivo@tbi.univie.ac.at](mailto:ivo@tbi.univie.ac.at)

- modify output of RNAup (again). Program reading RNAup output will have to updated!

2008-07-02 Ivo Hofacker [ivo@tbi.univie.ac.at](mailto:ivo@tbi.univie.ac.at)

- RNAplfold now computes accessibilities for all regions up to a max length simultaneously. Slightly slower when only 1 value is needed, but much faster if all of them are wanted. This entails a new output format. Programs reading accessibility output from RNAplfold need to be updated!

2008-03-31 Stephan Bernhart [berni@tbi.univie.ac.at](mailto:berni@tbi.univie.ac.at)

- add cofolding to RNAsubopt

2008-01-08 Ivo Hofacker [ivo@tbi.univie.ac.at](mailto:ivo@tbi.univie.ac.at)

- ensure circfold works even for open chain

2007-12-13 Ulli Mueckstein [ulli@tbi.univie.ac.at](mailto:ulli@tbi.univie.ac.at)

- update RNAup related files RNAup can now include the intramolecular structure of both molecules and handles constraints.

2007-12-05 Ronny Lorenz [ronny@tbi.univie.ac.at](mailto:ronny@tbi.univie.ac.at)

- add circfold variants in part\_func.c alipfold.c subopt.c

2007-09-19 Ivo Hofacker [ivo@tbi.univie.ac.at](mailto:ivo@tbi.univie.ac.at)

- compute the centroid structure of the ensemble in RNAfold -p
- fix a missing factor 2 in mean\_bp\_dist(). CAUTION ensemble diversities returned by RNAfold -p are now twice as large as in earlier versions.

2007-09-04 Ivo Hofacker [ivo@blini.tbi.univie.ac.at](mailto:ivo@blini.tbi.univie.ac.at)

- fix a bug in Lfold() where base number n-max-4 would never pair

2007-08-26 Ivo Hofacker [ivo@tbi.univie.ac.at](mailto:ivo@tbi.univie.ac.at)

- add RNAaliduplex the alignment version of RNAduplex
- introduce a minimal distance between hits produced by duplex\_subopt()

2007-07-03 Ivo Hofacker [ivo@tbi.univie.ac.at](mailto:ivo@tbi.univie.ac.at)

- add a loop\_energy() function to compute energy of a single loop

2007-06-23 Ivo Hofacker [ivo@tbi.univie.ac.at](mailto:ivo@tbi.univie.ac.at)

- add aliLfold() and RNALalifold, alignment variant of Lfold()

2007-04-30 Ivo Hofacker [ivo@tbi.univie.ac.at](mailto:ivo@tbi.univie.ac.at)

- add RNAup to distribution

2007-04-15 Ivo Hofacker [ivo@tbi.univie.ac.at](mailto:ivo@tbi.univie.ac.at)

- fix segfault in colorps output (thanks to Andres Varon)

2007-03-03 Ivo Hofacker [ivo@tbi.univie.ac.at](mailto:ivo@tbi.univie.ac.at)

- avoid unnormalized doubles in scale[], big speedup for pf\_fold() on very long sequences

2007-02-03 Ivo Hofacker [ivo@tbi.univie.ac.at](mailto:ivo@tbi.univie.ac.at)

- RNAalifold can now produce colored structure plots and alignment plots

2007-02-01 Ivo Hofacker [ivo@tbi.univie.ac.at](mailto:ivo@tbi.univie.ac.at)

- Fix segfault in RNAplfold because of missing prototype

2006-12-01 Ivo Hofacker [ivo@tbi.univie.ac.at](mailto:ivo@tbi.univie.ac.at)

- RNAduplex would segfault when no structure base pairs are possible

2006-08-22 Ivo Hofacker [ivo@tbi.univie.ac.at](mailto:ivo@tbi.univie.ac.at)

- add computation stacking probabilities using RNAfold -p2
  - add -noPS option for RNAfold to suppress drawing structures
- 2006-08-09 Stephan Bernhart [berni@tbi.univie.ac.at](mailto:berni@tbi.univie.ac.at)
- RNAplfold can now compute probabilities of unpaired regions (scanning version of RNAup)
- 2006-06-14 Ivo Hofacker [ivo@tbi.univie.ac.at](mailto:ivo@tbi.univie.ac.at)
- compile library with -fpic (if available) for use as shared library in the Perl module.
  - fix another bug when calling Lfold() repeatedly
  - fix switch cmdline parsing in RNAalifold (-mis implied -4)
  - fix bug in cofold() with dangles=0
- 2006-05-08 Ivo Hofacker [ivo@tbi.univie.ac.at](mailto:ivo@tbi.univie.ac.at)
- fix segfault in Lfold() when calling repeatedly
  - fix structure parsing in RNAstruct.c (thanks to Michael Pheasant for reporting both bugs)
  - add duplexfold() and alifold() to Perl module
  - distinguish window size and max pair span in LPfold
- 2006-04-05 Ivo Hofacker [ivo@tbi.univie.ac.at](mailto:ivo@tbi.univie.ac.at)
- fix performance bug in co\_pf\_fold()
  - use relative error for termination of Newton iteration
- 2006-03-02 Ivo Hofacker [ivo@tbi.univie.ac.at](mailto:ivo@tbi.univie.ac.at)
- add circular folding in alifold()
- 2006-01-18 Ivo Hofacker [ivo@tbi.univie.ac.at](mailto:ivo@tbi.univie.ac.at)
- cleanup berni partition cofold code, including several bug fixes
- 2006-01-16 Ivo Hofacker [ivo@tbi.univie.ac.at](mailto:ivo@tbi.univie.ac.at)
- update RNAplfold to working version
  - add PS\_dot\_plot\_turn() in PS\_dot.c
- 2005-11-07 Ivo Hofacker [ivo@tbi.univie.ac.at](mailto:ivo@tbi.univie.ac.at)
- add new utilities colorna and coloraln
- 2005-10-11 Christoph Flamm [xtof@tbi.univie.ac.at](mailto:xtof@tbi.univie.ac.at)
- adapt PS\_rna\_plot() for drawing co-folded structures
- 2005-07-24 Ivo Hofacker [ivo@tbi.univie.ac.at](mailto:ivo@tbi.univie.ac.at)
- fix a few memory problems in structure comparison routines
- 2005-04-30 Ivo Hofacker [ivo@blini.tbi.univie.ac.at](mailto:ivo@blini.tbi.univie.ac.at)
- add folding of circular RNAs
- 2005-03-11 Ivo Hofacker [ivo@blini.tbi.univie.ac.at](mailto:ivo@blini.tbi.univie.ac.at)
- add -mis option to RNAalifold to give “most informative sequence” as consensus
- 2005-02-10 Ivo Hofacker [ivo@tbi.univie.ac.at](mailto:ivo@tbi.univie.ac.at)
- move alifold() into the library
- 2004-12-22 Stephan Bernhart [berni@tbi.univie.ac.at](mailto:berni@tbi.univie.ac.at)
- add partition function version of RNAcifold
- 2004-12-23 Ivo Hofacker [ivo@tbi.univie.ac.at](mailto:ivo@tbi.univie.ac.at)

- add RNApaln for fast structural alignments (RNApdist improvement)
- 2004-08-12 Ivo Hofacker [ivo@tbi.univie.ac.at](mailto:ivo@tbi.univie.ac.at)
- fix constrained folding in stochastic backtracking
- 2004-07-21 Ivo Hofacker [ivo@tbi.univie.ac.at](mailto:ivo@tbi.univie.ac.at)
- add RNAduplex, to compute hybrid structures without intra-molecular pairs
- 2004-02-09 Ivo Hofacker [ivo@tbi.univie.ac.at](mailto:ivo@tbi.univie.ac.at)
- fix bug in fold that caused segfaults when using Intel compiler
  - add computation of ensemble diversity to RNAfold
- 2003-09-10 Ivo Hofacker [ivo@tbi.univie.ac.at](mailto:ivo@tbi.univie.ac.at)
- add annotation options to RNAplot
- 2003-08-04 Ivo Hofacker [ivo@tbi.univie.ac.at](mailto:ivo@tbi.univie.ac.at)
- stochastic backtracking finally works. Try e.g. RNAsubopt -p 10
- 2003-07-18 Ivo Hofacker [ivo@tbi.univie.ac.at](mailto:ivo@tbi.univie.ac.at)
- add relplot.pl and rotate\_ss.pl utilities for reliability annotation and rotation of rna structure plots
- 2003-01-29 Ivo Hofacker [ivo@tbi.univie.ac.at](mailto:ivo@tbi.univie.ac.at)
- add RNALfold program to compute locally optimal structures with maximum pair span.
  - add RNAcifold for computing hybrid structure
- 2002-11-07 Ivo Hofacker [ivo@tbi.univie.ac.at](mailto:ivo@tbi.univie.ac.at)
- change Make\_bp\_profile() and profile\_edit\_distance() to use simple (float \*) arrays; makes Perl access much easier. RNApdist -B now works again
- 2002-10-28 Ivo Hofacker [ivo@tbi.univie.ac.at](mailto:ivo@tbi.univie.ac.at)
- Improved Perl module with pod documentation; allow to write things like (\$structure, \$energy) = RNA::fold(\$seq); Compatibility warning: the ptrvalue() and related functions are gone, see the pod documentation for alternatives.
- 2002-10-29 Ivo Hofacker [ivo@tbi.univie.ac.at](mailto:ivo@tbi.univie.ac.at)
- added svg structure plots in PS\_dot.c and RNAplot
- 2002-08-15 Ivo Hofacker [ivo@tbi.univie.ac.at](mailto:ivo@tbi.univie.ac.at)
- Improve reading of clustal files (alifold)
  - add a sample alifold.cgi script
- 2001-09-18 Ivo Hofacker [ivo@tbi.univie.ac.at](mailto:ivo@tbi.univie.ac.at)
- moved suboptimal folding into the library, thus it's now accessible from the Perl module
- 2001-08-31 Ivo Hofacker [ivo@tbi.univie.ac.at](mailto:ivo@tbi.univie.ac.at)
- added co-folding support in energy\_of\_struct(), and thus RNAeval
- 2001-04-30 Ivo Hofacker [ivo@tbi.univie.ac.at](mailto:ivo@tbi.univie.ac.at)
- switch from handcrafted makefiles to automake and autoconf
- 2001-04-05 Ivo Hofacker [ivo@tbi.univie.ac.at](mailto:ivo@tbi.univie.ac.at)
- added PS\_rna\_plot\_a to produce structure plots with annotation
- 2001-03-03 Ivo Hofacker [ivo@tbi.univie.ac.at](mailto:ivo@tbi.univie.ac.at)
- add alifold; predict consensus structures from alignment
- 2000-09-28 Ivo Hofacker [ivo@tbi.univie.ac.at](mailto:ivo@tbi.univie.ac.at)



- add -d3 option to RNAfold for co-axial stacking



**BIBLIOGRAPHY**



## HOW TO CITE THE VIENNARNA PACKAGE

If you use our software and implemented algorithms for your scientific work, you might want to cite the corresponding publications.

### 13.1 Main References

The *overarching* main publications for the ViennaRNA Package are:

- Ronny Lorenz, Stephan H. Bernhart, Christian Höner zu Siederdisen, Hakim Tafer, Christoph Flamm, Peter F. Stadler, and Ivo L. Hofacker. ViennaRNA package 2.0. *Algorithms for Molecular Biology*, 6(1):26, 2011. doi:10.1186/1748-7188-6-26.
- I.L. Hofacker, W. Fontana, P.F. Stadler, L.S. Bonhoeffer, M. Tacker, and P. Schuster. Fast folding and comparison of RNA secondary structures. *Monatshefte für Chemie/Chemical Monthly*, 125(2):167–188, 1994. URL: [https://www.academia.edu/download/48689421/Fast\\_Folding\\_and\\_Comparison\\_of\\_RNA\\_Secon20160908-13624-1yg70az.pdf](https://www.academia.edu/download/48689421/Fast_Folding_and_Comparison_of_RNA_Secon20160908-13624-1yg70az.pdf).

### 13.2 Particular Algorithms and Features

To reference particular algorithms used in our software, you might want to consider citing the following publications:

#### 13.2.1 Consensus structure prediction

- I.L. Hofacker, M. Fekete, and P.F. Stadler. Secondary structure prediction for aligned RNA sequences. *Journal of molecular biology*, 319(5):1059–1066, 2002. doi:10.1016/S0022-2836(02)00308-X.
- S.H. Bernhart, I.L. Hofacker, S. Will, A.R. Gruber, and P.F. Stadler. RNAalifold: improved consensus structure prediction for RNA alignments. *BMC bioinformatics*, 9(1):474, 2008. doi:10.1186/1471-2105-9-474.

#### 13.2.2 Local pair probability and accessibility

- Stephan H Bernhart, Ivo L Hofacker, and Peter F Stadler. Local RNA base pairing probabilities in large sequences. *Bioinformatics*, 22(5):614–615, 2005. doi:10.1093/bioinformatics/btk014.
- Stephan H Bernhart, Ullrike Mückstein, and Ivo L Hofacker. RNA accessibility in cubic time. *Algorithms for Molecular Biology*, 6(1):3, 2011. doi:10.1186/1748-7188-6-3.

### 13.2.3 Suboptimal secondary structures

- S. Wuchty, W. Fontana, I. L. Hofacker, and P. Schuster. Complete suboptimal folding of RNA and the stability of secondary structures. *Biopolymers*, 49(2):145–165, February 1999. doi:10.1002/(SICI)1097-0282(199902)49:2<145::AID-BIP4>3.0.CO;2-G.

### 13.2.4 k,l - Neighborhood

- Ronny Lorenz, Christoph Flamm, and Ivo L. Hofacker. 2d projections of RNA folding landscapes. In Ivo Grosse, Steffen Neumann, Stefan Posch, Falk Schreiber, and Peter F. Stadler, editors, *German Conference on Bioinformatics 2009*, volume 157 of Lecture Notes in Informatics, 11–20. Bonn, September 2009. Gesellschaft f. Informatik. URL: <https://dl.gi.de/items/8f88acfe-c389-4dfe-b975-84a638900683>.

### 13.2.5 Experimental RNA structure probing

- Ronny Lorenz, Dominik Luntzer, Ivo L. Hofacker, Peter F. Stadler, and Michael T. Wolfinger. Shape directed rna folding. *Bioinformatics*, 32(1):145–147, 2016. doi:10.1093/bioinformatics/btv523.

### 13.2.6 Structure Constraints

- Ronny Lorenz, Ivo L. Hofacker, and Peter F. Stadler. RNA folding with hard and soft constraints. *Algorithms for Molecular Biology*, 11(1):1–13, 2016. doi:10.1186/s13015-016-0070-z.

### 13.2.7 Non-redundant Boltzmann sampling

- Juraj Michálik, H el ene Touzet, and Yann Ponty. Efficient approximations of RNA kinetics landscape using non-redundant sampling. *Bioinformatics*, 33(14):i283–i292, 2017. doi:10.1093/bioinformatics/btx269.

## FREQUENTLY ASKED QUESTIONS

### 14.1 Missing EXTERN.h

When compiling from source at the Mac OS X platform, users often encounter an error message stating that the file `EXTERN.h` is missing for compilation of the Perl 5 wrapper. This is a known problem and due to the fact that users are discouraged to use the Perl 5 interpreter that is shipped with Mac OS X.

Instead, one should install a more recent version from another source, e.g. `homebrew`. If, however, for any reason you do not want to install your own Perl 5 interpreter but use the one from Apple, you need to specify its include path to enable building the ViennaRNA Perl interface. Otherwise, the file `EXTERN.h` will be missing at compile time. To fix this problem, you first need to find out where `EXTERN.h` is located:

```
sudo find /Library -type f -name EXTERN.h
```

Then choose the one that corresponds to your default perl interpreter (find out the version number with `perl -v | grep version`), simply execute the following before running the `./configure` script, e.g.:

```
export CPATH=/Library/Developer/CommandLineTools/SDKs/MacOSX10.15.sdk/System/Library/  
↔Perl/5.18/darwin-thread-multi-2level/CORE
```

if your default perl is v5.18 running on MacOSX10.15. Change the paths according to your current setup. After that, running `./configure` and compilation should run fine.

---

**See also...**

Related question at stackoverflow: <https://stackoverflow.com/q/52682304/18609162>

---

### 14.2 Linking fails with LTO error

By default, *RNAlib* is compiled with *Link Time Optimization*. This may introduce problems upon linking a third-party program that was either compiled with a different compiler or compiler version. As a work-around solution, we include the `-fno-lto` linker flag in the output of the *pkg-config*. This tells the linker to not perform link time optimization even though LTO code is included in the library. Usually, this should not affect the runtime of the algorithms too much.

However, some linkers may not support the `-fno-lto` flag and fail at the linker stage. In addition, if *RNAlib* has been compiled with `clang`, it may not include the non-LTO code required for linking without LTO. To resolve this issue, you may need to deactivate link time optimization while building *RNAlib*.

---

**See also...**

*Link Time Optimization*

---





## CONTRIBUTING TO THE VIENNA RNA PACKAGE

### 15.1 Contents

- General Remarks
- Reporting Bugs
- Pull Request Process
- Contributors License Agreement (CLA)

### 15.2 General Remarks

The ViennaRNA Package is developed by humans and consequently may contain bugs that prevent proper operation of the implemented algorithms. If you think you have found any of those nasty animals, please help us to improve our software by reporting the bug to us.

The ViennaRNA Package also is open-source software, which means that everybody can have a closer look into our implementations to understand and potentially extend its functionality. If you implemented any novel feature into the ViennaRNA Package that might be of interest to a larger community, please don't hesitate to ask for merging of your code into our official source tree. See the Pull Request Process section below to find information on how to do that.

Please note that we have a code of conduct. Please follow it in all your interactions with this project.

If you wish to contribute to this project, please first discuss any proposed changes with the owners and main developers. You may do that either through making an issue at our [official GitHub presence](#), by email, or any other personal communication with the core developer team.

More importantly, if you wish to contribute any files or software, you need to agree to our ViennaRNA Package Contributors License Agreement (CLA)! Otherwise, your contributions can't be merged into our source tree. See below for further information and the full CLA details.

### 15.3 Reporting Bugs

1. Please make an issue at GitHub or notify us by emailing to [rna@tbi.univie.ac.at](mailto:rna@tbi.univie.ac.at)
2. In your report, include as much information as possible, such that we are able to reproduce it. If possible, find a minimal example that triggers the bug.
3. Include the version number for the ViennaRNA Package you experience the bug with.
4. Include at least some minimal information regarding your operating system (Linux, Mac OS X, Windows, etc.)

## 15.4 Pull Request Process

1. Ensure that you have not checked-in any files that are automatically build!
2. When contributing C source code, follow our code formatting guide lines. You may use the tool `uncrustify` together with our config located in `misc/uncrustify.cfg` to accomplish that.
3. Only expose symbols (functions, variables, etc.) to the libraries interface that are absolutely necessary! Hide all other symbols in the corresponding object file(s) by declaring them as `static`.
4. Use the prefixes `vrna_` for any symbol you add to the API of our library! Preprocessor macros in header files require the prefix in capital letters, i.e. `VRNA_`.
5. Use C-style comments at any place necessary to make sure your implementation can still be understood and followed in the future.
6. Add test cases for any new implementation! The test suite is located in the `tests` directory and is split into tests for the C-library, executable programs, and the individual scripting language interfaces.
7. Run `make check` to ensure that all other test suites still run properly with your applied changes!
8. When contributing via GitHub, make a personal fork of our project and create a separate branch for your changes. Then make a pull request to our `user-contrib` branch. Pull requests to the `master` branch will be rejected to keep its history clean.
9. Pull requests that have been successfully merged into the `user-contrib` branch usually find their way into the next release of the ViennaRNA Package. However, please note that the core developers may decide to include your changes in a later version.

## 15.5 Contributors License Agreement

Thank you for your interest in contributing to the ViennaRNA Package (“We” or “Us”).

Before contributing, please note that we adopted a standard Contributors License Agreement (CLA) agreement provided by [Project Harmony](#), a community-centered group focused on contributor agreements for free and open source software (FOSS).

This contributor agreement (“Agreement”) documents the rights granted by contributors to Us. To make this document effective, please sign it and send it to Us by email to `rna@tbi.univie.ac.at`.

The respective CLA PDF documents are available in the `doc/CLA` directory of the distribution tarball, and online at our [official ViennaRNA Website](#).

Disclaimer and Copyright
--------------------------

The programs, library and source code of the Vienna RNA Package are free software. They are distributed in the hope that they will be useful but **WITHOUT ANY WARRANTY**; without even the implied warranty of **MERCHANTABILITY** or **FITNESS FOR A PARTICULAR PURPOSE**.

Permission is granted for research, educational, and commercial use and modification so long as 1) the package and any derived works are not redistributed for any fee, other than media costs, 2) proper credit is given to the authors and the Institute for Theoretical Chemistry of the University of Vienna.

If you want to include this software in a commercial product, please contact the authors.



## INDICES AND TABLES

- `genindex`
- `modindex`
- `search`



## CONTRIBUTORS

Over the past decades since the ViennaRNA Package first sprang to life as part of Ivo L. Hofackers PhD project, several authors contributed more and more algorithm implementations. In 2008, Ronny Lorenz took over the extensive task to harmonize and simplify the already existing implementations for the sake of easier feature addition. This eventually led to version 2.0 of the ViennaRNA Package. Since then, he (re-)implemented a large portion of the currently existing library features, such as the new, generalized constraints framework, RNA folding grammar domain extensions, and the major part of the scripting language interface.

Below is a list of most people who contributed larger parts of the implementations:

- Daniel Wiegreffe (RNAturtle and RNApuzzler secondary structure layouts)
- Andreas Gruber (first approach on RNALfold Z-score filtering)
- Juraj Michalik (non-redundant Boltzmann sampling)
- Gregor Entzian (neighbor, walk)
- Mario Koestl (worked on SWIG interface and related unit testing)
- Dominik Luntzer (perturbation fold)
- Stefan Badelt (cofold evaluation, RNAdesign.pl, cofold findpath extensions)
- Stefan Hammer (parts of SWIG interface and corresponding unit tests)
- Ronny Lorenz (circfold, version 2.0, generic constraints, grammar extensions, and much more)
- Hakim Tafer (RNAplex, RNAsnoop)
- Ulrike Mueckstein (RNAup)
- Stephan Bernhart (RNAcofold, RNApfold, unpaired probabilities, alifold, and so many more)
- Stefan Wuchty (RNAsubopt)
- Ivo Hofacker, Peter Stadler, and Christoph Flamm (almost every implementation up to version 1.8.5)

We also want to thank the following people:

- Sebastian Bonhoeffer's implementation of partition function folding served as a precursor to our `part_func.c`
- Manfred Tacker hacked constrained folding into `fold.c` for the first time
- Martin Fekete made the first attempts at "alignment folding"
- Andrea Tanzer and Martin Raden (Mann) for not stopping to report bugs found through comprehensive usage of our applications and RNALib

Thanks also to everyone else who helped testing and finding bugs, especially Christoph Flamm, Martijn Huynen, Baerbel Krakhofer, and many more.





## BIBLIOGRAPHY

- [1] Ronny Lorenz, Stephan H. Bernhart, Christian Höner zu Siederdisen, Hakim Tafer, Christoph Flamm, Peter F. Stadler, and Ivo L. Hofacker. ViennaRNA package 2.0. *Algorithms for Molecular Biology*, 6(1):26, 2011. doi:10.1186/1748-7188-6-26.
- [2] I.L. Hofacker, W. Fontana, P.F. Stadler, L.S. Bonhoeffer, M. Tacker, and P. Schuster. Fast folding and comparison of RNA secondary structures. *Monatshefte für Chemie/Chemical Monthly*, 125(2):167–188, 1994. URL: [https://www.academia.edu/download/48689421/Fast\\_Folding\\_and\\_Comparison\\_of\\_RNA\\_Secon20160908-13624-1yg70az.pdf](https://www.academia.edu/download/48689421/Fast_Folding_and_Comparison_of_RNA_Secon20160908-13624-1yg70az.pdf).
- [3] I.L. Hofacker, M. Fekete, and P.F. Stadler. Secondary structure prediction for aligned RNA sequences. *Journal of molecular biology*, 319(5):1059–1066, 2002. doi:10.1016/S0022-2836(02)00308-X.
- [4] S.H. Bernhart, I.L. Hofacker, S. Will, A.R. Gruber, and P.F. Stadler. RNAalifold: improved consensus structure prediction for RNA alignments. *BMC bioinformatics*, 9(1):474, 2008. doi:10.1186/1471-2105-9-474.
- [5] Christine E Hajdin, Stanislav Bellaousov, Wayne Huggins, Christopher W Leonard, David H Mathews, and Kevin M Weeks. Accurate SHAPE-directed RNA secondary structure modeling, including pseudoknots. *Proceedings of the National Academy of Sciences*, 110(14):5498–5503, 2013. doi:10.1073/pnas.1219988110.
- [6] Robert D Jenison, Stanley C Gill, Arthur Pardi, and Barry Polisky. High-resolution molecular discrimination by RNA. *Science*, 263(5152):1425–1429, 1994. doi:10.1126/science.7510417.
- [7] Amy YQ Zhang, Anthony Bugaut, and Shankar Balasubramanian. A sequence-independent analysis of the loop length dependence of intramolecular RNA G-quadruplex stability and topology. *Biochemistry*, 50(33):7251–7258, 2011. doi:10.1021/bi200805j.
- [8] Robert A Forties and Ralf Bundschuh. Modeling the interplay of single-stranded binding proteins and nucleic acid secondary structure. *Bioinformatics*, 26(1):61–67, 2010. doi:10.1093/bioinformatics/btp627.
- [9] Stefan Washietl, Ivo L. Hofacker, Peter F. Stadler, and Manolis Kellis. RNA folding with soft constraints: reconciliation of probing data and thermodynamics secondary structure prediction. *Nucleic Acids Research*, 40(10):4261–4272, 2012. doi:10.1093/nar/gks009.
- [10] S. Wuchty, W. Fontana, I. L. Hofacker, and P. Schuster. Complete suboptimal folding of RNA and the stability of secondary structures. *Biopolymers*, 49(2):145–165, February 1999. doi:10.1002/(SICI)1097-0282(199902)49:2<145::AID-BIP4>3.0.CO;2-G.
- [11] Ye Ding and Charles E. Lawrence. A statistical sampling algorithm for RNA secondary structure prediction. *Nucleic Acids Research*, 31(24):7280–7301, 12 2003. doi:10.1093/nar/gkg938.
- [12] Christoph Flamm, Ivo L Hofacker, Sebastian Maurer-Stroh, Peter F Stadler, and Martin Zehl. Design of multistable RNA molecules. *RNA*, 7(02):254–265, 2001. doi:10.1017/s1355838201000863.
- [13] Ronny Lorenz, Christoph Flamm, and Ivo L. Hofacker. 2d projections of RNA folding landscapes. In Ivo Grosse, Steffen Neumann, Stefan Posch, Falk Schreiber, and Peter F. Stadler, editors, *German Conference on Bioinformatics 2009*, volume 157 of Lecture Notes in Informatics, 11–20. Bonn, September 2009. Gesellschaft f. Informatik. URL: <https://dl.gi.de/items/8f88acfe-c389-4dfe-b975-84a638900683>.
- [14] Robert Giegerich, Björn Voß, and Marc Rehmsmeier. Abstract shapes of RNA. *Nucleic Acids Research*, 32(16):4843–4851, 2004. doi:10.1093/nar/gkh779.

- [15] W. Fontana, P.F. Stadler, E.G. Bornberg-Bauer, T. Griesmacher, I.L. Hofacker, M. Tacker, P. Tarazona, E.D. Weinberger, and P. Schuster. RNA folding and combinatorial landscapes. *Physical review E*, 47(3):2083, 1993. doi:10.1103/PhysRevE.47.2083.
- [16] B.A. Shapiro. An algorithm for comparing multiple RNA secondary structures. *Computer applications in the biosciences: CABIOS*, 4(3):387–393, 1988. doi:10.1093/bioinformatics/4.3.387.
- [17] Thomas R Einert and Roland R Netz. Theory for RNA folding, stretching, and melting including loops and salt. *Biophysical journal*, 100(11):2745–2753, 2011. doi:10.1016/j.bpj.2011.04.038.
- [18] Ronny Lorenz, Ivo L. Hofacker, and Peter F. Stadler. RNA folding with hard and soft constraints. *Algorithms for Molecular Biology*, 11(1):1–13, 2016. doi:10.1186/s13015-016-0070-z.
- [19] M. Zuker and P. Stiegler. Optimal computer folding of large RNA sequences using thermodynamics and auxiliary information. *Nucleic acids research*, 9(1):133–148, 1981. doi:10.1093/nar/9.1.133.
- [20] I.L. Hofacker and P.F. Stadler. Memory efficient folding algorithms for circular RNA secondary structures. *Bioinformatics*, 22(10):1172–1176, 2006. doi:10.1093/bioinformatics/btl023.
- [21] J.S. McCaskill. The equilibrium partition function and base pair binding probabilities for RNA secondary structure. *Biopolymers*, 29(6-7):1105–1119, 1990. doi:10.1002/bip.360290621.
- [22] Stephan H Bernhart, Ivo L Hofacker, and Peter F Stadler. Local RNA base pairing probabilities in large sequences. *Bioinformatics*, 22(5):614–615, 2005. doi:10.1093/bioinformatics/btk014.
- [23] Stephan H Bernhart, Ullrike Mückstein, and Ivo L Hofacker. RNA accessibility in cubic time. *Algorithms for Molecular Biology*, 6(1):3, 2011. doi:10.1186/1748-7188-6-3.
- [24] M. Zuker. On finding all suboptimal foldings of an RNA molecule. *Science*, 244(4900):48–52, April 1989. doi:10.1126/science.2468181.
- [25] G Steger, H Hofmann, J Förtsch, HJ Gross, JW Randies, HL Sängner, and D Riesner. Conformational transitions in viroids and virusoids: comparison of results from energy minimization algorithm and from experimental data. *Journal of Biomolecular Structure and Dynamics*, 2(3):543–571, 1984. doi:10.1080/07391102.1984.10507591.
- [26] Juraj Michálik, H el ene Touzet, and Yann Ponty. Efficient approximations of RNA kinetics landscape using non-redundant sampling. *Bioinformatics*, 33(14):i283–i292, 2017. doi:10.1093/bioinformatics/btx269.
- [27] S.H. Bernhart, H. Tafer, U. M uckstein, C. Flamm, P.F. Stadler, and I.L. Hofacker. Partition function and base pairing probabilities of RNA heterodimers. *Algorithms for Molecular Biology*, 1(1):3, 2006. doi:10.1186/1748-7188-1-3.
- [28] Ronny Lorenz, Dominik Luntzer, Ivo L. Hofacker, Peter F. Stadler, and Michael T. Wolfinger. Shape directed rna folding. *Bioinformatics*, 32(1):145–147, 2016. doi:10.1093/bioinformatics/btv523.
- [29] Katherine E. Deigan, Tian W. Li, David H. Mathews, and Kevin M. Weeks. Accurate SHAPE-directed RNA structure determination. *PNAS*, 106:97–102, 2009. doi:10.1073/pnas.080692910.
- [30] Kourosh Zarringhalam, Michelle M. Meyer, Ivan Dotu, Jeffrey H. Chuang, and Peter Clote. Integrating chemical footprinting data into RNA secondary structure prediction. *PLOS ONE*, 2012. doi:10.1371/journal.pone.0045160.
- [31] Pietro Boccaletto, Filip Stefaniak, Angana Ray, Andrea Cappannini, Sunandan Mukherjee, Elzbieta Purta, Małgorzata Kurkowska, Niloofar Shirvanizadeh, Eliana Destefanis, Paula Groza, and others. MODOMICS: a database of RNA modification pathways. 2021 update. *Nucleic Acids Research*, 50(D1):D231–D235, 2022. doi:10.1093/nar/gkab1083.
- [32] Elzbieta Kierzek, Xiaoju Zhang, Richard M Watson, Scott D Kennedy, Marta Szabat, Ryszard Kierzek, and David H Mathews. Secondary structure prediction for RNA sequences including N6-methyladenosine. *Nature communications*, 13(1):1–10, 2022. doi:10.1038/s41467-022-28817-4.
- [33] Graham A Hudson, Richard J Bloomingdale, and Brent M Znosko. Thermodynamic contribution and nearest-neighbor parameters of pseudouridine-adenosine base pairs in oligoribonucleotides. *RNA*, 19(11):1474–1482, 2013. doi:10.1261/rna.039610.113.
- [34] Daniel J Wright, Jamie L Rice, Dawn M Yanker, and Brent M Znosko. Nearest Neighbor Parameters for Inosine-Uridine Pairs in RNA Duplexes. *Biochemistry*, 46(15):4625–4634, 2007. doi:10.1021/bi0616910.

- 
- [35] Daniel J Wright, Christopher R Force, and Brent M Znosko. Stability of RNA duplexes containing inosine-cytosine pairs. *Nucleic Acids Research*, 46(22):12099–12108, 2018. doi:10.1093/nar/gky907.
- [36] Katherine E Richardson and Brent M Znosko. Nearest-neighbor parameters for 7-deaza-adenosine·uridine base pairs in RNA duplexes. *RNA*, 22(6):934–942, 2016. doi:10.1261/rna.055277.115.
- [37] Elizabeth A Jolley and Brent M Znosko. The loss of a hydrogen bond: Thermodynamic contributions of a non-standard nucleotide. *Nucleic acids research*, 45(3):1479–1487, 2017. doi:10.1093/nar/gkw830.
- [38] Eva Freyhult, Vincent Moulton, and Paul Gardner. Predicting RNA structure using mutual information. *Applied bioinformatics*, 4(1):53–59, 2005. doi:10.2165/00822942-200504010-00006.
- [39] Daniel Wiegreffe, Daniel Alexander, Peter F Stadler, and Dirk Zeckzer. RNApuzzler: efficient outerplanar drawing of RNA-secondary structures. *Bioinformatics*, 35(8):1342–1349, 2019. doi:10.1093/bioinformatics/bty817.
- [40] R.E. Brucoleri and G. Heinrich. An improved algorithm for nucleic acid secondary structure display. *Computer applications in the biosciences: CABIOS*, 4(1):167–173, 1988. doi:10.1093/bioinformatics/4.1.167.
- [41] Joe Sawada. A fast algorithm to generate necklaces with fixed content. *Theoretical Computer Science*, 301(1):477–489, 2003. doi:10.1016/S0304-3975(03)00049-5.



## PYTHON MODULE INDEX

r

RNA, 668



## Symbols

- (
  - command line option, 134
- ()
  - command line option, 141
- (possible
  - command line option, 164
- '
  - command line option, 134, 141
- .
  - command line option, 134, 141
- 3
  - command line option, 182
- 4
  - command line option, 55, 58, 65, 77, 85, 90, 99, 109, 112, 118, 125, 132, 135, 141, 145, 150, 156, 165, 177, 183
- 5
  - command line option, 181
- A
  - command line option, 148, 169
- B
  - command line option, 80, 134, 141
- C
  - command line option, 64, 75, 97, 149, 171, 176, 182
- D
  - command line option, 80, 175
- E
  - command line option, 66
- F
  - command line option, 111
- I
  - command line option, 150, 171
- K
  - command line option, 54, 148
- L
  - command line option, 54, 117, 123, 149, 154, 170
- M
  - command line option, 148
- N
  - command line option, 63, 148, 163, 171, 175
- O
  - command line option, 152, 168
- P
  - command line option, 55, 57, 65, 76, 82, 85, 90, 99, 109, 112, 118, 125, 131, 135, 141, 145, 149, 156, 165, 168, 177, 183
- Q
  - command line option, 148
- R
  - command line option, 66, 91, 112, 119
- S
  - command line option, 54, 63, 74, 80, 96, 131, 154, 164, 168, 175, 182
- T
  - command line option, 55, 57, 65, 76, 82, 85, 90, 99, 112, 118, 125, 131, 135, 141, 145, 149, 156, 165, 177, 183
- U
  - command line option, 148, 168
- V
  - command line option, 53, 57, 60, 71, 80, 81, 84, 87, 93, 106, 111, 114, 121, 128, 134, 138, 140, 144, 148, 152, 159, 163, 168, 172, 181
- W
  - command line option, 154
- X
  - command line option, 80, 135, 141
- ImFeelingLucky
  - command line option, 96
- MEA
  - command line option, 63, 74, 96
- SS\_cons
  - command line option, 64
- Tmax
  - command line option, 108
- Tmin
  - command line option, 108
- WindowLength
  - command line option, 149
- absolute-concentrations
  - command line option, 130
- accessibility-dir
  - command line option, 147
- alignmentLength
  - command line option, 170
- alignment-mode
  - command line option, 148, 169
- all\_pf
  - command line option, 74, 130

--allowFlipping  
  command line option, 161

--aln  
  command line option, 67, 115, 161

--aln-EPS  
  command line option, 119

--aln-EPS-cols  
  command line option, 67, 119, 161

--aln-EPS-ss  
  command line option, 120

--aln-stk  
  command line option, 67, 115

--alphabet  
  command line option, 112

--auto-id  
  command line option, 61, 72, 88, 94, 107, 116,  
  122, 129, 153, 159, 173

--backbone-length  
  command line option, 55, 58, 66, 78, 82, 86,  
  92, 100, 110, 113, 119, 126, 133, 136, 142,  
  145, 150, 157, 166, 179, 184

--backtrack  
  command line option, 80, 141

--backtrack-global  
  command line option, 124

--batch  
  command line option, 64, 75, 97, 176

--betaScale  
  command line option, 62, 74, 96, 131, 154, 175

--binaries  
  command line option, 153

--binary  
  command line option, 147

--bppmThreshold  
  command line option, 63, 75, 97, 131

--canonicalBOnly  
  command line option, 75, 97, 176

--centroid  
  command line option, 74

--cfactor  
  command line option, 66, 91, 118

--circ  
  command line option, 54, 63, 89, 96, 108, 175

--color  
  command line option, 67

--commands  
  command line option, 76, 98, 124, 131, 155,  
  177

--compare  
  command line option, 80, 141

--concentrations  
  command line option, 74, 130

--concfiler  
  command line option, 74, 130

--constraint  
  command line option, 64, 75, 97, 149, 171,  
  176, 182

--continuous-ids  
  command line option, 61

--contributions  
  command line option, 181

--convert-to-bin  
  command line option, 149

--covar  
  command line option, 161

--csv  
  command line option, 115

--csv-delim  
  command line option, 71

--csv-noheader  
  command line option, 71

--cutoff  
  command line option, 144, 152

--dangles  
  command line option, 55, 58, 65, 77, 82, 85,  
  91, 99, 109, 112, 118, 126, 132, 136, 142,  
  156, 165, 178, 183

--deltaEnergy  
  command line option, 57, 84, 174

--deltaEnergyPost  
  command line option, 174

--detailed-help  
  command line option, 53, 57, 60, 71, 79, 81,  
  84, 87, 93, 106, 111, 114, 121, 128, 134, 140,  
  144, 147, 152, 158, 162, 168, 172, 180

--direct-redraw  
  command line option, 171

--distance  
  command line option, 80

--dos  
  command line option, 175

--dump  
  command line option, 138

--duplex-distance  
  command line option, 149, 169

--en-only  
  command line option, 174

--endgaps  
  command line option, 66, 135

--energyCutoff  
  command line option, 144

--energyModel  
  command line option, 66, 78, 91, 100, 109,  
  113, 119, 126, 132, 136, 142, 157, 166, 179,  
  183

--energy-threshold  
  command line option, 149, 169

--enforceConstraint  
  command line option, 64, 75, 97, 176

--extend3  
  command line option, 182

--extend5  
  command line option, 181

--extension-cost  
  command line option, 148, 169

--fast-folding



---

command line option, 148, 169  
 --filename-delim  
     command line option, 62, 73, 95, 116, 122,  
     129, 153, 160, 174  
 --filename-full  
     command line option, 73, 95, 122, 129, 154,  
     160, 174  
 --final  
     command line option, 111  
 --from-RNAplfold  
     command line option, 168  
 --from-RNAup  
     command line option, 168  
 --full-help  
     command line option, 53, 57, 60, 71, 81, 84,  
     87, 93, 106, 111, 114, 121, 128, 134, 137,  
     140, 144, 147, 152, 158, 163, 172, 181  
 --function  
     command line option, 111  
 --gape  
     command line option, 135  
 --gapo  
     command line option, 135  
 --gquad  
     command line option, 63, 75, 89, 97, 108, 117,  
     124, 131, 175  
 --hashtable-bits  
     command line option, 82  
 --helical-rise  
     command line option, 55, 58, 66, 78, 82, 86,  
     91, 100, 109, 113, 119, 126, 133, 136, 142,  
     145, 150, 157, 166, 179, 184  
 --help  
     command line option, 53, 57, 60, 71, 79, 81,  
     84, 87, 93, 106, 111, 114, 121, 128, 134, 137,  
     140, 144, 147, 152, 158, 162, 168, 172, 180  
 --id-delim  
     command line option, 61, 72, 88, 95, 107, 116,  
     122, 129, 153, 160, 173  
 --id-digits  
     command line option, 62, 72, 89, 95, 107, 116,  
     122, 129, 153, 160, 173  
 --id-prefix  
     command line option, 61, 72, 88, 94, 107, 116,  
     122, 129, 153, 159, 173  
 --id-start  
     command line option, 62, 73, 89, 95, 108, 116,  
     122, 129, 153, 160, 174  
 --ignoreAncestorIntersections  
     command line option, 161  
 --ignoreExteriorIntersections  
     command line option, 161  
 --ignoreSiblingIntersections  
     command line option, 161  
 --include\_both  
     command line option, 181  
 --infile  
     command line option, 87, 94, 106, 121, 159,  
     173  
 --initialStepSize  
     command line option, 164  
 --initialVector  
     command line option, 164  
 --input  
     command line option, 138  
 --input-format  
     command line option, 60, 115  
 --interaction\_first  
     command line option, 182  
 --interaction\_pairwise  
     command line option, 182  
 --interaction-length  
     command line option, 148  
 --intermediatePath  
     command line option, 164  
 --ipoints  
     command line option, 108  
 --jobs  
     command line option, 60, 72, 88, 94, 106, 128,  
     159  
 --k-concentration  
     command line option, 148  
 --layout-type  
     command line option, 67, 101, 161  
 --logML  
     command line option, 91, 178  
 --maxBPspan  
     command line option, 64, 75, 97, 108, 117,  
     131, 165, 176  
 --maxDist1  
     command line option, 54  
 --maxDist2  
     command line option, 54  
 --max-energy  
     command line option, 82  
 --maximal-duplex-box-length  
     command line option, 170  
 --maximal-snoRNA-duplex-length  
     command line option, 170  
 --maximal-snoRNA-stem-loop-length  
     command line option, 170  
 --maximal-stem-asymmetry  
     command line option, 170  
 --mg-concentration  
     command line option, 148  
 --minImprovement  
     command line option, 164  
 --minStepSize  
     command line option, 164  
 --minimal-duplex  
     command line option, 169  
 --minimal-duplex-box-length  
     command line option, 170  
 --minimal-duplex-stem-energy  
     command line option, 170

---

```

--minimal-loop-energy
  command line option, 169
--minimal-lower-stem-energy
  command line option, 170
--minimal-right-duplex
  command line option, 169
--minimal-snoRNA-duplex-length
  command line option, 170
--minimal-snoRNA-stem-loop-length
  command line option, 170
--minimal-total-energy
  command line option, 170
--minimizer
  command line option, 164
--minimizerTolerance
  command line option, 164
--mis
  command line option, 60, 88, 115, 159
--mod-file
  command line option, 77, 99, 125, 156, 178
--mode
  command line option, 135
--modifications
  command line option, 77, 99, 125, 156, 177
--motif
  command line option, 98
--msa
  command line option, 87, 159
--na-concentration
  command line option, 148
--neighborhood
  command line option, 54
--nfactor
  command line option, 66, 91, 119
--noBT
  command line option, 54
--noClosingGU
  command line option, 55, 58, 66, 78, 85, 100,
    109, 113, 118, 126, 132, 136, 142, 145, 157,
    166, 178, 183
--noDP
  command line option, 67, 100
--noGU
  command line option, 55, 58, 65, 77, 85, 100,
    109, 112, 118, 126, 132, 136, 142, 145, 157,
    165, 178, 183
--noLP
  command line option, 58, 65, 77, 85, 100, 109,
    118, 126, 132, 136, 142, 145, 156, 165, 178,
    183
--noOptimization
  command line option, 161
--noPS
  command line option, 67, 78, 100
--noTetra
  command line option, 55, 58, 65, 77, 85, 90,
    99, 109, 112, 118, 125, 132, 135, 141, 145,
    150, 156, 165, 177, 183
--no_header
  command line option, 181
--no_output_file
  command line option, 181
--noconv
  command line option, 54, 61, 72, 84, 88, 94,
    107, 116, 122, 129, 134, 140, 144, 153, 173,
    181
--nonRedundant
  command line option, 63, 163, 175
--nsp
  command line option, 58, 66, 78, 85, 91, 100,
    109, 113, 119, 126, 132, 136, 142, 145, 157,
    166, 178, 183
--numThreads
  command line option, 54, 81, 163
--objectiveFunction
  command line option, 163
--old
  command line option, 66, 91
--opening_energies
  command line option, 152
--outfile
  command line option, 94, 121, 173
--output
  command line option, 138
--output_directory
  command line option, 168
--output-format
  command line option, 71, 159
--paramFile
  command line option, 55, 57, 65, 76, 82, 85,
    90, 99, 109, 112, 118, 125, 131, 135, 141,
    145, 149, 156, 165, 177, 183
--partfunc
  command line option, 54, 62, 73, 96, 130
--pfScale
  command line option, 54, 63, 74, 96, 131, 154,
    164, 175, 182
--plex_output
  command line option, 152
--post
  command line option, 159
--pre
  command line option, 159
--printAlignment
  command line option, 134
--print_onthefly
  command line option, 152
--probe-concentration
  command line option, 148
--probe-mode
  command line option, 148
--produce-ps
  command line option, 150, 171
--query
  command line option, 147, 168
--quiet

```

command line option, 60, 115  
 --repeat  
   command line option, 112  
 --ribosum\_file  
   command line option, 66, 91, 119  
 --ribosum\_scoring  
   command line option, 66, 91, 119  
 --salt  
   command line option, 55, 58, 65, 77, 82, 85,  
   90, 99, 109, 112, 118, 125, 132, 135, 141,  
   145, 150, 156, 165, 177, 183  
 --saltInit  
   command line option, 58, 77, 85, 150, 183  
 --sampleSize  
   command line option, 163  
 --scale-accessibility  
   command line option, 148  
 --sci  
   command line option, 63  
 --sequence  
   command line option, 81  
 --seqw  
   command line option, 135  
 --shape  
   command line option, 64, 75, 89, 97, 117, 124,  
   155, 176  
 --shapeConversion  
   command line option, 76, 90, 98, 124, 155,  
   163, 177  
 --shapeMethod  
   command line option, 65, 76, 89, 97, 117, 124,  
   155, 176  
 --shapiro  
   command line option, 80  
 --silent  
   command line option, 138  
 --sorted  
   command line option, 57, 84, 174  
 --span  
   command line option, 123, 154  
 --split-contributions  
   command line option, 115  
 --stepsize  
   command line option, 108  
 --stochBT  
   command line option, 54, 63, 175  
 --stochBT\_en  
   command line option, 63, 175  
 --subopts  
   command line option, 144  
 --suffix  
   command line option, 168  
 --target  
   command line option, 147, 168  
 --tauSigmaRatio  
   command line option, 163  
 --temp  
   command line option, 55, 57, 65, 76, 82, 85,  
   90, 99, 112, 118, 125, 131, 135, 141, 145,  
   149, 156, 165, 177, 183  
 --threshold  
   command line option, 117  
 --tris-concentration  
   command line option, 148  
 --ulength  
   command line option, 154, 181  
 --unordered  
   command line option, 61, 72, 88, 94, 107, 128  
 --vanilla  
   command line option, 138  
 --verbose  
   command line option, 60, 71, 81, 87, 93, 111,  
   114, 121, 128, 144, 152, 172  
 --version  
   command line option, 53, 57, 60, 71, 80, 81,  
   84, 87, 93, 106, 111, 114, 121, 128, 134, 138,  
   140, 144, 147, 152, 159, 163, 168, 172, 181  
 --window  
   command line option, 181  
 --winsize  
   command line option, 154  
 --without-BulgeE  
   command line option, 138  
 --without-Dangle3  
   command line option, 139  
 --without-Dangle5  
   command line option, 139  
 --without-HairpinE  
   command line option, 138  
 --without-IntE  
   command line option, 138  
 --without-Misc  
   command line option, 139  
 --without-MismatchE  
   command line option, 138  
 --without-MismatchH  
   command line option, 138  
 --without-MismatchI  
   command line option, 139  
 --without-MismatchM  
   command line option, 139  
 --without-MultiE  
   command line option, 138  
 --without-StackE  
   command line option, 138  
 --zscore  
   command line option, 123  
 --zscore-pre-filter  
   command line option, 123  
 --zscore-report-subsumed  
   command line option, 123  
 --zucker  
   command line option, 175  
 -a  
   command line option, 74, 87, 112, 130, 147,  
   159, 170

- b command line option, 82, 124, 147, 153, 170, 181
  - c command line option, 54, 63, 74, 89, 96, 108, 130, 144, 148, 152, 169, 175, 181
  - d command line option, 55, 58, 65, 77, 82, 85, 91, 99, 109, 112, 118, 126, 132, 136, 142, 156, 165, 169, 178, 183
  - e command line option, 57, 66, 78, 82, 84, 91, 100, 109, 113, 119, 126, 132, 136, 142, 144, 149, 157, 166, 169, 174, 183
  - f command line option, 60, 74, 111, 115, 130, 148, 169
  - g command line option, 63, 75, 89, 97, 108, 117, 124, 131, 175
  - h command line option, 53, 57, 60, 71, 79, 81, 84, 87, 93, 106, 111, 114, 121, 128, 134, 137, 140, 144, 147, 152, 158, 162, 172, 180
  - i command line option, 87, 94, 106, 121, 138, 159, 173
  - j command line option, 54, 60, 72, 81, 88, 94, 106, 128, 159, 163, 170
  - k command line option, 149, 170
  - l command line option, 148, 169
  - m command line option, 77, 99, 108, 125, 156, 170, 177
  - n command line option, 61, 170
  - o command line option, 94, 121, 138, 152, 159, 169, 173, 181
  - p command line option, 54, 62, 73, 96, 130, 148, 175
  - q command line option, 60, 115, 147, 169
  - r command line option, 66, 91, 119
  - s command line option, 57, 63, 81, 84, 144, 168, 174
  - t command line option, 67, 101, 147, 161, 168
  - u command line option, 154, 181
  - v command line option, 60, 71, 81, 87, 93, 111, 114, 121, 128, 144, 152, 170, 172
  - w command line option, 170, 181
  - x command line option, 170
  - y command line option, 170
  - z command line option, 123, 149, 175
  - { command line option, 134
  - { } command line option, 141
  - ``m`` command line option, 135
  - | command line option, 134, 141
- ## A
- a2s (*RNA.fold\_compound* attribute), 726
  - abstract\_shapes() (*in module RNA*), 687
  - add\_auxdata() (*RNA.fold\_compound* method), 730
  - add\_callback() (*RNA.fold\_compound* method), 730
  - add\_root (*C function*), 513
  - add\_root() (*in module RNA*), 688
  - advance() (*RNA.SwigPyIterator* method), 686
  - alias (*RNA.md* attribute), 784
  - alias (*RNA.md* property), 785
  - aliduplex\_subopt() (*in module RNA*), 688
  - aliduplexfold() (*in module RNA*), 688
  - alifold (*C function*), 373
  - alifold() (*in module RNA*), 688
  - alignment (*RNA.fold\_compound* attribute), 722
  - aliLfold (*C function*), 384
  - aliLfold() (*in module RNA*), 688
  - aliLfold\_cb (*C function*), 384
  - aliLfold\_cb() (*in module RNA*), 688
  - alimake\_pair\_table (*C function*), 515
  - alipbacktrack (*C function*), 408
  - alipf\_circ\_fold (*C function*), 407
  - alipf\_fold (*C function*), 407
  - alipf\_fold\_par (*C function*), 407
  - aliPS\_color\_aln (*C function*), 556
  - alloc\_sequence\_arrays (*C function*), 519
  - aln\_consensus\_mis() (*in module RNA*), 689
  - aln\_consensus\_sequence() (*in module RNA*), 689
  - aln\_conservation\_col() (*in module RNA*), 689
  - aln\_conservation\_struct() (*in module RNA*), 690
  - aln\_mpi() (*in module RNA*), 690
  - aln\_pscore() (*in module RNA*), 690
  - alpha (*RNA.exp\_param* attribute), 710
  - alpha (*RNA.exp\_param* property), 711
  - append() (*RNA.ConstCharVector* method), 668
  - append() (*RNA.CoordinateVector* method), 669
  - append() (*RNA.DoubleDoubleVector* method), 670
  - append() (*RNA.DoubleVector* method), 671
  - append() (*RNA.DuplexVector* method), 672
  - append() (*RNA.ElemProbVector* method), 675

- append() (*RNA.HeatCapacityVector* method), 676  
 append() (*RNA.HelixVector* method), 677  
 append() (*RNA.IntIntVector* method), 678  
 append() (*RNA.IntVector* method), 678  
 append() (*RNA.MoveVector* method), 681  
 append() (*RNA.PathVector* method), 683  
 append() (*RNA.SOLUTIONVector* method), 684  
 append() (*RNA.StringVector* method), 685  
 append() (*RNA.SuboptVector* method), 686  
 append() (*RNA.UIntVector* method), 687  
 assign() (*RNA.ConstCharVector* method), 668  
 assign() (*RNA.CoordinateVector* method), 669  
 assign() (*RNA.DoubleDoubleVector* method), 670  
 assign() (*RNA.DoubleVector* method), 671  
 assign() (*RNA.DuplexVector* method), 672  
 assign() (*RNA.ElemProbVector* method), 675  
 assign() (*RNA.HeatCapacityVector* method), 676  
 assign() (*RNA.HelixVector* method), 677  
 assign() (*RNA.IntIntVector* method), 678  
 assign() (*RNA.IntVector* method), 678  
 assign() (*RNA.MoveVector* method), 681  
 assign() (*RNA.PathVector* method), 683  
 assign() (*RNA.SOLUTIONVector* method), 684  
 assign() (*RNA.StringVector* method), 685  
 assign() (*RNA.SuboptVector* method), 686  
 assign() (*RNA.UIntVector* method), 687  
 assign\_plist\_from\_db (*C* function), 416  
 assign\_plist\_from\_pr (*C* function), 417  
 aux\_grammar (*RNA.fold\_compound* attribute), 723  
 auxdata (*RNA.fold\_compound* attribute), 723  
 available (*RNA.sc\_mod\_param* attribute), 807
- ## B
- b2C (*C* function), 512  
 b2C() (*in module RNA*), 690  
 b2HIT (*C* function), 512  
 b2HIT() (*in module RNA*), 691  
 b2Shapiro (*C* function), 512  
 b2Shapiro() (*in module RNA*), 691  
 back() (*RNA.ConstCharVector* method), 668  
 back() (*RNA.CoordinateVector* method), 669  
 back() (*RNA.DoubleDoubleVector* method), 670  
 back() (*RNA.DoubleVector* method), 671  
 back() (*RNA.DuplexVector* method), 672  
 back() (*RNA.ElemProbVector* method), 675  
 back() (*RNA.HeatCapacityVector* method), 676  
 back() (*RNA.HelixVector* method), 677  
 back() (*RNA.IntIntVector* method), 678  
 back() (*RNA.IntVector* method), 678  
 back() (*RNA.MoveVector* method), 681  
 back() (*RNA.PathVector* method), 683  
 back() (*RNA.SOLUTIONVector* method), 684  
 back() (*RNA.StringVector* method), 685  
 back() (*RNA.SuboptVector* method), 686  
 back() (*RNA.UIntVector* method), 687  
 backbone\_length (*C* var), 307  
 backbone\_length (*RNA.md* property), 785  
 backtrack (*RNA.md* attribute), 783  
 backtrack (*RNA.md* property), 785  
 backtrack() (*RNA.fold\_compound* method), 730  
 backtrack\_fold\_from\_pair (*C* function), 379  
 backtrack\_GQuad\_IntLoop (*C* function), 477  
 backtrack\_GQuad\_IntLoop\_comparative (*C* function), 478  
 backtrack\_GQuad\_IntLoop\_L (*C* function), 478  
 backtrack\_GQuad\_IntLoop\_L\_comparative (*C* function), 478  
 backtrack\_type (*C* var), 306  
 backtrack\_type (*RNA.md* attribute), 783  
 backtrack\_type (*RNA.md* property), 785  
 basepair (*class in RNA*), 691  
 begin() (*RNA.ConstCharVector* method), 668  
 begin() (*RNA.CoordinateVector* method), 669  
 begin() (*RNA.DoubleDoubleVector* method), 670  
 begin() (*RNA.DoubleVector* method), 671  
 begin() (*RNA.DuplexVector* method), 672  
 begin() (*RNA.ElemProbVector* method), 675  
 begin() (*RNA.HeatCapacityVector* method), 676  
 begin() (*RNA.HelixVector* method), 677  
 begin() (*RNA.IntIntVector* method), 678  
 begin() (*RNA.IntVector* method), 678  
 begin() (*RNA.MoveVector* method), 681  
 begin() (*RNA.PathVector* method), 683  
 begin() (*RNA.SOLUTIONVector* method), 684  
 begin() (*RNA.StringVector* method), 685  
 begin() (*RNA.SuboptVector* method), 686  
 begin() (*RNA.UIntVector* method), 687  
 beginning  
   command line option, 170  
 betaScale (*RNA.md* attribute), 782  
 betaScale (*RNA.md* property), 785  
 bondT (*C* type), 611  
 boustrophedon() (*in module RNA*), 691  
 bp\_distance (*C* function), 515  
 bp\_distance() (*in module RNA*), 692  
 bpdist (*RNA.fold\_compound* attribute), 728  
 bpp() (*RNA.fold\_compound* method), 731  
 bppm\_symbol (*C* function), 516  
 bppm\_to\_structure (*C* function), 516  
 bulge (*RNA.param* attribute), 790  
 bulge (*RNA.param* property), 794
- ## C
- c (*RNA.mx\_mfe* property), 789  
 capacity() (*RNA.ConstCharVector* method), 668  
 capacity() (*RNA.CoordinateVector* method), 669  
 capacity() (*RNA.DoubleDoubleVector* method), 670  
 capacity() (*RNA.DoubleVector* method), 671  
 capacity() (*RNA.DuplexVector* method), 672  
 capacity() (*RNA.ElemProbVector* method), 675  
 capacity() (*RNA.HeatCapacityVector* method), 676  
 capacity() (*RNA.HelixVector* method), 677  
 capacity() (*RNA.IntIntVector* method), 678  
 capacity() (*RNA.IntVector* method), 678  
 capacity() (*RNA.MoveVector* method), 681  
 capacity() (*RNA.PathVector* method), 683

- capacity() (*RNA.SOLUTIONVector* method), 684  
 capacity() (*RNA.StringVector* method), 685  
 capacity() (*RNA.SuboptVector* method), 686  
 capacity() (*RNA.UIntVector* method), 687  
 cast() (*RNA.doubleArray* method), 697  
 cast() (*RNA.floatArray* method), 720  
 cast() (*RNA.intArray* method), 777  
 cdata() (*in module RNA*), 692  
 centroid() (*in module RNA*), 692  
 centroid() (*RNA.fold\_compound* method), 731  
 circ (C var), 306  
 circ (*RNA.md* attribute), 783  
 circ (*RNA.md* property), 785  
 circalifold (C function), 373  
 circalifold() (*in module RNA*), 692  
 circfold (C function), 378  
 circfold() (*in module RNA*), 693  
 clear() (*RNA.CharVector* method), 668  
 clear() (*RNA.CoordinateVector* method), 669  
 clear() (*RNA.DoubleDoubleVector* method), 670  
 clear() (*RNA.DoubleVector* method), 671  
 clear() (*RNA.DuplexVector* method), 672  
 clear() (*RNA.ElemProbVector* method), 675  
 clear() (*RNA.HeatCapacityVector* method), 676  
 clear() (*RNA.HelixVector* method), 677  
 clear() (*RNA.IntIntVector* method), 678  
 clear() (*RNA.IntVector* method), 678  
 clear() (*RNA.MoveVector* method), 681  
 clear() (*RNA.PathVector* method), 683  
 clear() (*RNA.SOLUTIONVector* method), 684  
 clear() (*RNA.StringVector* method), 685  
 clear() (*RNA.SuboptVector* method), 686  
 clear() (*RNA.UIntVector* method), 687  
 cmd (*class in RNA*), 693  
 co\_pf\_fold (C function), 414  
 co\_pf\_fold() (*in module RNA*), 693  
 co\_pf\_fold\_par (C function), 414  
 cofold (C function), 374  
 cofold() (*in module RNA*), 693  
 cofold\_par (C function), 374  
 cofoldF (C type), 450  
 command line option  
   [, 134  
   (), 141  
   (possible), 164  
   ,, 134, 141  
   ., 134, 141  
   -3, 182  
   -4, 55, 58, 65, 77, 85, 90, 99, 109, 112, 118, 125,  
     132, 135, 141, 145, 150, 156, 165, 177, 183  
   -5, 181  
   -A, 148, 169  
   -B, 80, 134, 141  
   -C, 64, 75, 97, 149, 171, 176, 182  
   -D, 80, 175  
   -E, 66  
   -F, 111  
   -I, 150, 171  
   -K, 54, 148  
   -L, 54, 117, 123, 149, 154, 170  
   -M, 148  
   -N, 63, 148, 163, 171, 175  
   -O, 152, 168  
   -P, 55, 57, 65, 76, 82, 85, 90, 99, 109, 112, 118,  
     125, 131, 135, 141, 145, 149, 156, 165, 168,  
     177, 183  
   -Q, 148  
   -R, 66, 91, 112, 119  
   -S, 54, 63, 74, 80, 96, 131, 154, 164, 168, 175, 182  
   -T, 55, 57, 65, 76, 82, 85, 90, 99, 112, 118, 125,  
     131, 135, 141, 145, 149, 156, 165, 177, 183  
   -U, 148, 168  
   -V, 53, 57, 60, 71, 80, 81, 84, 87, 93, 106, 111, 114,  
     121, 128, 134, 138, 140, 144, 148, 152, 159,  
     163, 168, 172, 181  
   -W, 154  
   -X, 80, 135, 141  
   --ImFeelingLucky, 96  
   --MEA, 63, 74, 96  
   --SS\_cons, 64  
   --Tmax, 108  
   --Tmin, 108  
   --WindowLength, 149  
   --absolute-concentrations, 130  
   --accessibility-dir, 147  
   --alignmentLength, 170  
   --alignment-mode, 148, 169  
   --all\_pf, 74, 130  
   --allowFlipping, 161  
   --aln, 67, 115, 161  
   --aln-EPS, 119  
   --aln-EPS-cols, 67, 119, 161  
   --aln-EPS-ss, 120  
   --aln-stk, 67, 115  
   --alphabet, 112  
   --auto-id, 61, 72, 88, 94, 107, 116, 122, 129,  
     153, 159, 173  
   --backbone-length, 55, 58, 66, 78, 82, 86, 92,  
     100, 110, 113, 119, 126, 133, 136, 142, 145,  
     150, 157, 166, 179, 184  
   --backtrack, 80, 141  
   --backtrack-global, 124  
   --batch, 64, 75, 97, 176  
   --betaScale, 62, 74, 96, 131, 154, 175  
   --binaries, 153  
   --binary, 147  
   --bppmThreshold, 63, 75, 97, 131  
   --canonicalBOnly, 75, 97, 176  
   --centroid, 74  
   --cfactor, 66, 91, 118  
   --circ, 54, 63, 89, 96, 108, 175  
   --color, 67  
   --commands, 76, 98, 124, 131, 155, 177  
   --compare, 80, 141  
   --concentrations, 74, 130  
   --concfile, 74, 130

---

```

--constraint, 64, 75, 97, 149, 171, 176, 182
--continuous-ids, 61
--contributions, 181
--convert-to-bin, 149
--covar, 161
--csv, 115
--csv-delim, 71
--csv-noheader, 71
--cutoff, 144, 152
--dangles, 55, 58, 65, 77, 82, 85, 91, 99, 109,
    112, 118, 126, 132, 136, 142, 156, 165, 178,
    183
--deltaEnergy, 57, 84, 174
--deltaEnergyPost, 174
--detailed-help, 53, 57, 60, 71, 79, 81, 84, 87,
    93, 106, 111, 114, 121, 128, 134, 140, 144,
    147, 152, 158, 162, 168, 172, 180
--direct-redraw, 171
--distance, 80
--dos, 175
--dump, 138
--duplex-distance, 149, 169
--en-only, 174
--endgaps, 66, 135
--energyCutoff, 144
--energyModel, 66, 78, 91, 100, 109, 113, 119,
    126, 132, 136, 142, 157, 166, 179, 183
--energy-threshold, 149, 169
--enforceConstraint, 64, 75, 97, 176
--extend3, 182
--extend5, 181
--extension-cost, 148, 169
--fast-folding, 148, 169
--filename-delim, 62, 73, 95, 116, 122, 129,
    153, 160, 174
--filename-full, 73, 95, 122, 129, 154, 160,
    174
--final, 111
--from-RNAplfold, 168
--from-RNAup, 168
--full-help, 53, 57, 60, 71, 81, 84, 87, 93, 106,
    111, 114, 121, 128, 134, 137, 140, 144, 147,
    152, 158, 163, 172, 181
--function, 111
--gape, 135
--gapo, 135
--gquad, 63, 75, 89, 97, 108, 117, 124, 131, 175
--hashtable-bits, 82
--helical-rise, 55, 58, 66, 78, 82, 86, 91, 100,
    109, 113, 119, 126, 133, 136, 142, 145, 150,
    157, 166, 179, 184
--help, 53, 57, 60, 71, 79, 81, 84, 87, 93, 106,
    111, 114, 121, 128, 134, 137, 140, 144, 147,
    152, 158, 162, 168, 172, 180
--id-delim, 61, 72, 88, 95, 107, 116, 122, 129,
    153, 160, 173
--id-digits, 62, 72, 89, 95, 107, 116, 122, 129,
    153, 160, 173
--id-prefix, 61, 72, 88, 94, 107, 116, 122, 129,
    153, 159, 173
--id-start, 62, 73, 89, 95, 108, 116, 122, 129,
    153, 160, 174
--ignoreAncestorIntersections, 161
--ignoreExteriorIntersections, 161
--ignoreSiblingIntersections, 161
--include_both, 181
--infile, 87, 94, 106, 121, 159, 173
--initialStepSize, 164
--initialVector, 164
--input, 138
--input-format, 60, 115
--interaction_first, 182
--interaction_pairwise, 182
--interaction-length, 148
--intermediatePath, 164
--ipoints, 108
--jobs, 60, 72, 88, 94, 106, 128, 159
--k-concentration, 148
--layout-type, 67, 101, 161
--logML, 91, 178
--maxBPspan, 64, 75, 97, 108, 117, 131, 165, 176
--maxDist1, 54
--maxDist2, 54
--max-energy, 82
--maximal-duplex-box-length, 170
--maximal-snoRNA-duplex-length, 170
--maximal-snoRNA-stem-loop-length, 170
--maximal-stem-asymmetry, 170
--mg-concentration, 148
--minImprovement, 164
--minStepSize, 164
--minimal-duplex, 169
--minimal-duplex-box-length, 170
--minimal-duplex-stem-energy, 170
--minimal-loop-energy, 169
--minimal-lower-stem-energy, 170
--minimal-right-duplex, 169
--minimal-snoRNA-duplex-length, 170
--minimal-snoRNA-stem-loop-length, 170
--minimal-total-energy, 170
--minimizer, 164
--minimizerTolerance, 164
--mis, 60, 88, 115, 159
--mod-file, 77, 99, 125, 156, 178
--mode, 135
--modifications, 77, 99, 125, 156, 177
--motif, 98
--msa, 87, 159
--na-concentration, 148
--neighborhood, 54
--nfactor, 66, 91, 119
--noBT, 54
--noClosingGU, 55, 58, 66, 78, 85, 100, 109, 113,
    118, 126, 132, 136, 142, 145, 157, 166, 178,
    183
--noDP, 67, 100

```

---

```

--noGU, 55, 58, 65, 77, 85, 100, 109, 112, 118,
    126, 132, 136, 142, 145, 157, 165, 178, 183
--noLP, 58, 65, 77, 85, 100, 109, 118, 126, 132,
    136, 142, 145, 156, 165, 178, 183
--noOptimization, 161
--noPS, 67, 78, 100
--noTetra, 55, 58, 65, 77, 85, 90, 99, 109, 112,
    118, 125, 132, 135, 141, 145, 150, 156, 165,
    177, 183
--no_header, 181
--no_output_file, 181
--noconv, 54, 61, 72, 84, 88, 94, 107, 116, 122,
    129, 134, 140, 144, 153, 173, 181
--nonRedundant, 63, 163, 175
--nsp, 58, 66, 78, 85, 91, 100, 109, 113, 119, 126,
    132, 136, 142, 145, 157, 166, 178, 183
--numThreads, 54, 81, 163
--objectiveFunction, 163
--old, 66, 91
--opening_energies, 152
--outfile, 94, 121, 173
--output, 138
--output_directory, 168
--output-format, 71, 159
--paramFile, 55, 57, 65, 76, 82, 85, 90, 99, 109,
    112, 118, 125, 131, 135, 141, 145, 149, 156,
    165, 177, 183
--partfunc, 54, 62, 73, 96, 130
--pfScale, 54, 63, 74, 96, 131, 154, 164, 175,
    182
--plex_output, 152
--post, 159
--pre, 159
--printAlignment, 134
--print_onthefly, 152
--probe-concentration, 148
--probe-mode, 148
--produce-ps, 150, 171
--query, 147, 168
--quiet, 60, 115
--repeat, 112
--ribosum_file, 66, 91, 119
--ribosum_scoring, 66, 91, 119
--salt, 55, 58, 65, 77, 82, 85, 90, 99, 109, 112,
    118, 125, 132, 135, 141, 145, 150, 156, 165,
    177, 183
--saltInit, 58, 77, 85, 150, 183
--sampleSize, 163
--scale-accessibility, 148
--sci, 63
--sequence, 81
--seqw, 135
--shape, 64, 75, 89, 97, 117, 124, 155, 176
--shapeConversion, 76, 90, 98, 124, 155, 163,
    177
--shapeMethod, 65, 76, 89, 97, 117, 124, 155,
    176
--shapiro, 80
--silent, 138
--sorted, 57, 84, 174
--span, 123, 154
--split-contributions, 115
--stepsize, 108
--stochBT, 54, 63, 175
--stochBT_en, 63, 175
--subopts, 144
--suffix, 168
--target, 147, 168
--tauSigmaRatio, 163
--temp, 55, 57, 65, 76, 82, 85, 90, 99, 112, 118,
    125, 131, 135, 141, 145, 149, 156, 165, 177,
    183
--threshold, 117
--tris-concentration, 148
--ulength, 154, 181
--unordered, 61, 72, 88, 94, 107, 128
--vanilla, 138
--verbose, 60, 71, 81, 87, 93, 111, 114, 121, 128,
    144, 152, 172
--version, 53, 57, 60, 71, 80, 81, 84, 87, 93, 106,
    111, 114, 121, 128, 134, 138, 140, 144, 147,
    152, 159, 163, 168, 172, 181
--window, 181
--winsize, 154
--without-BulgeE, 138
--without-Dangle3, 139
--without-Dangle5, 139
--without-HairpinE, 138
--without-IntE, 138
--without-Misc, 139
--without-MismatchE, 138
--without-MismatchH, 138
--without-MismatchI, 139
--without-MismatchM, 139
--without-MultiE, 138
--without-StackE, 138
--zscore, 123
--zscore-pre-filter, 123
--zscore-report-subsumed, 123
--zucker, 175
-a, 74, 87, 112, 130, 147, 159, 170
-b, 82, 124, 147, 153, 170, 181
-c, 54, 63, 74, 89, 96, 108, 130, 144, 148, 152,
    169, 175, 181
-d, 55, 58, 65, 77, 82, 85, 91, 99, 109, 112, 118,
    126, 132, 136, 142, 156, 165, 169, 178, 183
-e, 57, 66, 78, 82, 84, 91, 100, 109, 113, 119, 126,
    132, 136, 142, 144, 149, 157, 166, 169, 174,
    183
-f, 60, 74, 111, 115, 130, 148, 169
-g, 63, 75, 89, 97, 108, 117, 124, 131, 175
-h, 53, 57, 60, 71, 79, 81, 84, 87, 93, 106, 111,
    114, 121, 128, 134, 137, 140, 144, 147, 152,
    158, 162, 172, 180
-i, 87, 94, 106, 121, 138, 159, 173
-j, 54, 60, 72, 81, 88, 94, 106, 128, 159, 163, 170

```



- k, 149, 170
  - l, 148, 169
  - m, 77, 99, 108, 125, 156, 170, 177
  - n, 61, 170
  - o, 94, 121, 138, 152, 159, 169, 173, 181
  - p, 54, 62, 73, 96, 130, 148, 175
  - q, 60, 115, 147, 169
  - r, 66, 91, 119
  - s, 57, 63, 81, 84, 144, 168, 174
  - t, 67, 101, 147, 161, 168
  - u, 154, 181
  - v, 60, 71, 81, 87, 93, 111, 114, 121, 128, 144, 152, 170, 172
  - w, 170, 181
  - x, 170
  - y, 170
  - z, 123, 149, 175
  - {, 134
  - {}, 141
  - ``m``, 135
  - |, 134, 141
  - beginning, 170
  - profiles, 134
  - commands\_apply() (RNA.fold\_compound method), 731
  - compare() (RNA.move method), 788
  - compute\_BPdifferences (C function), 516
  - compute\_bpp (RNA.md attribute), 783
  - compute\_bpp (RNA.md property), 785
  - compute\_probabilities (C function), 415
  - ConcEnt (C type), 448
  - cons\_seq (RNA.fold\_compound attribute), 725
  - consens\_mis (C function), 518
  - consens\_mis() (in module RNA), 694
  - consensus (C function), 518
  - ConstCharVector (class in RNA), 668
  - constrain (C struct), 615
  - constrain (C type), 611
  - constrain.indx (C var), 615
  - constrain.ptype (C var), 615
  - constraints\_add() (RNA.fold\_compound method), 731
  - convert\_parameter\_file (C function), 264
  - COORDINATE (C struct), 558
  - COORDINATE (class in RNA), 668
  - COORDINATE.X (C var), 558
  - COORDINATE.Y (C var), 558
  - CoordinateVector (class in RNA), 669
  - copy() (RNA.SwigPyIterator method), 686
  - copy\_pair\_table (C function), 515
  - copy\_parameters (C function), 272
  - copy\_pf\_param (C function), 272
  - cpair (C type), 610
  - cut\_point (C var), 286
  - cutpoint (RNA.fold\_compound attribute), 721
  - cv\_fact (C var), 307
  - cv\_fact (RNA.md attribute), 784
  - cv\_fact (RNA.md property), 786
- ## D
- dangle3 (RNA.param attribute), 791
  - dangle3 (RNA.param property), 794
  - dangle3\_dG (RNA.sc\_mod\_param attribute), 808
  - dangle3\_dH (RNA.sc\_mod\_param attribute), 808
  - dangle5 (RNA.param attribute), 791
  - dangle5 (RNA.param property), 794
  - dangle5\_dG (RNA.sc\_mod\_param attribute), 808
  - dangle5\_dH (RNA.sc\_mod\_param attribute), 808
  - dangles (C var), 305
  - dangles (RNA.md attribute), 782
  - dangles (RNA.md property), 786
  - data (RNA.hc attribute), 775
  - db\_flatten() (in module RNA), 694
  - db\_from\_plist() (in module RNA), 695
  - db\_from\_probs() (RNA.fold\_compound method), 732
  - db\_from\_ptable() (in module RNA), 695
  - db\_from\_WUSS() (in module RNA), 694
  - db\_pack() (in module RNA), 695
  - db\_pk\_remove() (in module RNA), 696
  - db\_to\_element\_string() (in module RNA), 696
  - db\_to\_tree\_string() (in module RNA), 696
  - db\_unpack() (in module RNA), 697
  - decr() (RNA.SwigPyIterator method), 686
  - delete\_doubleP() (in module RNA), 697
  - delete\_floatP() (in module RNA), 697
  - delete\_intP() (in module RNA), 697
  - delete\_shortP() (in module RNA), 697
  - delete\_ushortP() (in module RNA), 697
  - density\_of\_states (C var), 463
  - depot (RNA.hc attribute), 775
  - deref\_any() (in module RNA), 697
  - destroy\_TwoDfold\_variables (C function), 454
  - dist\_mountain() (in module RNA), 697
  - distance() (RNA.SwigPyIterator method), 686
  - do\_backtrack (C var), 306
  - domains\_struc (RNA.fold\_compound attribute), 723
  - domains\_up (RNA.fold\_compound attribute), 723
  - doubleArray (class in RNA), 697
  - doubleArray\_frompointer() (in module RNA), 698
  - DoubleDoubleVector (class in RNA), 670
  - doubleP\_getitem() (in module RNA), 698
  - doubleP\_setitem() (in module RNA), 698
  - DoublePair (class in RNA), 671
  - DoubleVector (class in RNA), 671
  - duplex\_list\_t (class in RNA), 698
  - duplex\_subopt() (in module RNA), 698
  - duplexfold() (in module RNA), 698
  - DuplexInit (RNA.param attribute), 792
  - DuplexInit (RNA.param property), 794
  - duplexT (C struct), 615
  - duplexT.ddG (C var), 616
  - duplexT.dG1 (C var), 616
  - duplexT.dG2 (C var), 616
  - duplexT.end (C var), 615
  - duplexT.energy (C var), 615
  - duplexT.energy\_backtrack (C var), 616
  - duplexT.i (C var), 615

duplexT.j (*C var*), 615  
 duplexT.offset (*C var*), 616  
 duplexT.opening\_backtrack\_x (*C var*), 616  
 duplexT.opening\_backtrack\_y (*C var*), 616  
 duplexT.qb (*C var*), 616  
 duplexT.qe (*C var*), 616  
 duplexT.structure (*C var*), 615  
 duplexT.tb (*C var*), 616  
 duplexT.te (*C var*), 616  
 DuplexVector (*class in RNA*), 671  
 dupVar (*C struct*), 617  
 dupVar (*C type*), 611  
 dupVar.ddG (*C var*), 618  
 dupVar.dG1 (*C var*), 618  
 dupVar.dG2 (*C var*), 618  
 dupVar.end (*C var*), 617  
 dupVar.energy (*C var*), 618  
 dupVar.i (*C var*), 617  
 dupVar.inactive (*C var*), 618  
 dupVar.j (*C var*), 617  
 dupVar.offset (*C var*), 618  
 dupVar.pk\_helix (*C var*), 617  
 dupVar.processed (*C var*), 618  
 dupVar.qb (*C var*), 618  
 dupVar.qe (*C var*), 618  
 dupVar.structure (*C var*), 618  
 dupVar.tb (*C var*), 618  
 dupVar.te (*C var*), 618

## E

E\_ext\_hp\_loop() (*RNA.fold\_compound method*), 729  
 E\_ext\_int\_loop() (*RNA.fold\_compound method*),  
 729  
 E\_ext\_stem() (*in module RNA*), 675  
 E\_ExtLoop (*C function*), 284  
 E\_ExtLoop() (*in module RNA*), 672  
 E\_gquad (*C function*), 476  
 E\_gquad\_ali\_en (*C function*), 476  
 E\_GQuad\_IntLoop (*C function*), 479  
 E\_GQuad\_IntLoop\_comparative (*C function*), 479  
 E\_GQuad\_IntLoop\_exhaustive (*C function*), 479  
 E\_GQuad\_IntLoop\_L (*C function*), 479  
 E\_GQuad\_IntLoop\_L\_comparative (*C function*), 479  
 E\_Hairpin (*C function*), 231  
 E\_Hairpin() (*in module RNA*), 672  
 E\_hp\_loop() (*RNA.fold\_compound method*), 729  
 E\_int\_loop() (*RNA.fold\_compound method*), 729  
 E\_IntLoop (*C function*), 284  
 E\_IntLoop() (*in module RNA*), 673  
 E\_IntLoop\_Co (*C function*), 286  
 E\_IntLoop\_Co() (*in module RNA*), 674  
 E\_ml\_rightmost\_stem (*C function*), 234  
 E\_ml\_rightmost\_stem() (*in module RNA*), 675  
 E\_MLstem (*C function*), 286  
 E\_MLstem() (*in module RNA*), 674  
 E\_stack() (*RNA.fold\_compound method*), 729  
 E\_Stem (*C function*), 283  
 E\_Stem() (*in module RNA*), 674

ElemProbVector (*class in RNA*), 675  
 empty() (*RNA.ConstCharVector method*), 669  
 empty() (*RNA.CoordinateVector method*), 669  
 empty() (*RNA.DoubleDoubleVector method*), 670  
 empty() (*RNA.DoubleVector method*), 671  
 empty() (*RNA.DuplexVector method*), 672  
 empty() (*RNA.ElemProbVector method*), 675  
 empty() (*RNA.HeatCapacityVector method*), 676  
 empty() (*RNA.HelixVector method*), 677  
 empty() (*RNA.IntIntVector method*), 678  
 empty() (*RNA.IntVector method*), 678  
 empty() (*RNA.MoveVector method*), 681  
 empty() (*RNA.PathVector method*), 683  
 empty() (*RNA.SOLUTIONVector method*), 684  
 empty() (*RNA.StringVector method*), 685  
 empty() (*RNA.SuboptVector method*), 686  
 empty() (*RNA.UIntVector method*), 687  
 en (*RNA.path property*), 799  
 encode\_ali\_sequence (*C function*), 519  
 encode\_seq() (*in module RNA*), 698  
 encoding3 (*RNA.fold\_compound attribute*), 724  
 encoding5 (*RNA.fold\_compound attribute*), 724  
 end (*RNA.hx property*), 777  
 end() (*RNA.ConstCharVector method*), 669  
 end() (*RNA.CoordinateVector method*), 669  
 end() (*RNA.DoubleDoubleVector method*), 670  
 end() (*RNA.DoubleVector method*), 671  
 end() (*RNA.DuplexVector method*), 672  
 end() (*RNA.ElemProbVector method*), 675  
 end() (*RNA.HeatCapacityVector method*), 676  
 end() (*RNA.HelixVector method*), 677  
 end() (*RNA.IntIntVector method*), 678  
 end() (*RNA.IntVector method*), 679  
 end() (*RNA.MoveVector method*), 681  
 end() (*RNA.PathVector method*), 683  
 end() (*RNA.SOLUTIONVector method*), 684  
 end() (*RNA.StringVector method*), 685  
 end() (*RNA.SuboptVector method*), 686  
 end() (*RNA.UIntVector method*), 687  
 energy (*RNA.duplex\_list\_t property*), 698  
 energy (*RNA.SOLUTION property*), 684  
 energy (*RNA.struct\_en attribute*), 812  
 energy (*RNA.struct\_en property*), 812  
 energy (*RNA.subopt\_solution property*), 812  
 energy\_of\_circ\_struct (*C function*), 282  
 energy\_of\_circ\_struct() (*in module RNA*), 698  
 energy\_of\_circ\_struct\_par (*C function*), 279  
 energy\_of\_circ\_structure (*C function*), 278  
 energy\_of\_circ\_structure() (*in module RNA*),  
 698  
 energy\_of\_gquad\_struct\_par (*C function*), 279  
 energy\_of\_gquad\_structure (*C function*), 279  
 energy\_of\_gquad\_structure() (*in module RNA*),  
 699  
 energy\_of\_move (*C function*), 280  
 energy\_of\_move() (*in module RNA*), 699  
 energy\_of\_move\_pt (*C function*), 281  
 energy\_of\_move\_pt() (*in module RNA*), 699

- energy\_of\_struct (C function), 281  
 energy\_of\_struct() (in module RNA), 700  
 energy\_of\_struct\_par (C function), 278  
 energy\_of\_struct\_pt (C function), 282  
 energy\_of\_struct\_pt() (in module RNA), 700  
 energy\_of\_struct\_pt\_par (C function), 280  
 energy\_of\_structure (C function), 277  
 energy\_of\_structure() (in module RNA), 701  
 energy\_of\_structure\_pt (C function), 279  
 energy\_of\_structure\_pt() (in module RNA), 701  
 energy\_set (C var), 306  
 energy\_set (RNA.md attribute), 783  
 energy\_set (RNA.md property), 786  
 ensemble\_defect() (RNA.fold\_compound method), 732  
 enumerate\_necklaces() (in module RNA), 702  
 eos\_debug (C var), 286  
 ep (class in RNA), 702  
 equal() (RNA.SwigPyIterator method), 686  
 erase() (RNA.ConstCharVector method), 669  
 erase() (RNA.CoordinateVector method), 669  
 erase() (RNA.DoubleDoubleVector method), 670  
 erase() (RNA.DoubleVector method), 671  
 erase() (RNA.DuplexVector method), 672  
 erase() (RNA.ElemProbVector method), 675  
 erase() (RNA.HeatCapacityVector method), 676  
 erase() (RNA.HelixVector method), 677  
 erase() (RNA.IntIntVector method), 678  
 erase() (RNA.IntVector method), 679  
 erase() (RNA.MoveVector method), 682  
 erase() (RNA.PathVector method), 683  
 erase() (RNA.SOLUTIONVector method), 684  
 erase() (RNA.StringVector method), 685  
 erase() (RNA.SuboptVector method), 686  
 erase() (RNA.UIntVector method), 687  
 eval\_circ\_gquad\_structure() (in module RNA), 703  
 eval\_circ\_structure() (in module RNA), 703  
 eval\_covar\_structure() (RNA.fold\_compound method), 733  
 eval\_ext\_hp\_loop() (RNA.fold\_compound method), 733  
 eval\_ext\_stem() (RNA.fold\_compound method), 733  
 eval\_gquad\_structure() (in module RNA), 704  
 eval\_hp\_loop() (RNA.fold\_compound method), 734  
 eval\_int\_loop() (RNA.fold\_compound method), 734  
 eval\_loop\_pt() (RNA.fold\_compound method), 734  
 eval\_move() (RNA.fold\_compound method), 734  
 eval\_move\_pt() (RNA.fold\_compound method), 735  
 eval\_structure() (RNA.fold\_compound method), 735  
 eval\_structure\_pt() (RNA.fold\_compound method), 736  
 eval\_structure\_pt\_simple() (in module RNA), 704  
 eval\_structure\_pt\_verbose() (RNA.fold\_compound method), 736  
 eval\_structure\_simple() (in module RNA), 705  
 eval\_structure\_verbose() (RNA.fold\_compound method), 736  
 exp\_E\_ext\_stem() (in module RNA), 707  
 exp\_E\_ext\_stem() (RNA.fold\_compound method), 737  
 exp\_E\_ExtLoop (C function), 284  
 exp\_E\_ExtLoop() (in module RNA), 705  
 exp\_E\_gquad (C function), 476  
 exp\_E\_GQuad\_IntLoop (C function), 479  
 exp\_E\_GQuad\_IntLoop\_comparative (C function), 479  
 exp\_E\_Hairpin (C function), 232  
 exp\_E\_Hairpin() (in module RNA), 705  
 exp\_E\_hp\_loop() (RNA.fold\_compound method), 737  
 exp\_E\_int\_loop() (RNA.fold\_compound method), 737  
 exp\_E\_interior\_loop() (RNA.fold\_compound method), 738  
 exp\_E\_IntLoop (C function), 285  
 exp\_E\_IntLoop() (in module RNA), 706  
 exp\_E\_MLstem (C function), 286  
 exp\_E\_MLstem() (in module RNA), 707  
 exp\_E\_Stem (C function), 284  
 exp\_E\_Stem() (in module RNA), 707  
 exp\_matrices (RNA.fold\_compound attribute), 722  
 exp\_matrices (RNA.fold\_compound property), 738  
 exp\_param (class in RNA), 707  
 exp\_params (RNA.fold\_compound attribute), 722  
 exp\_params (RNA.fold\_compound property), 738  
 exp\_params\_rescale() (RNA.fold\_compound method), 738  
 exp\_params\_reset() (RNA.fold\_compound method), 738  
 exp\_params\_subst() (RNA.fold\_compound method), 739  
 expand\_Full (C function), 513  
 expand\_Full() (in module RNA), 712  
 expand\_Shapiro (C function), 513  
 expand\_Shapiro() (in module RNA), 713  
 expbulge (RNA.exp\_param attribute), 707  
 expbulge (RNA.exp\_param property), 712  
 expdangle3 (RNA.exp\_param attribute), 708  
 expdangle3 (RNA.exp\_param property), 712  
 expdangle5 (RNA.exp\_param attribute), 708  
 expdangle5 (RNA.exp\_param property), 712  
 expDuplexInit (RNA.exp\_param attribute), 709  
 expDuplexInit (RNA.exp\_param property), 711  
 expgquad (RNA.exp\_param attribute), 710  
 expgquad (RNA.exp\_param property), 712  
 expgquadLayerMismatch (RNA.exp\_param attribute), 710  
 expgquadLayerMismatch (RNA.exp\_param property), 712  
 exphairpin (RNA.exp\_param attribute), 707  
 exphairpin (RNA.exp\_param property), 712  
 exphex (RNA.exp\_param attribute), 709  
 exphex (RNA.exp\_param property), 712  
 expint11 (RNA.exp\_param attribute), 708

- expint11 (*RNA.exp\_param* property), 712  
 expint21 (*RNA.exp\_param* attribute), 708  
 expint21 (*RNA.exp\_param* property), 712  
 expint22 (*RNA.exp\_param* attribute), 708  
 expint22 (*RNA.exp\_param* property), 712  
 expinternal (*RNA.exp\_param* attribute), 707  
 expinternal (*RNA.exp\_param* property), 712  
 expmismatch1nI (*RNA.exp\_param* attribute), 708  
 expmismatch1nI (*RNA.exp\_param* property), 712  
 expmismatch23I (*RNA.exp\_param* attribute), 708  
 expmismatch23I (*RNA.exp\_param* property), 712  
 expmismatchExt (*RNA.exp\_param* attribute), 707  
 expmismatchExt (*RNA.exp\_param* property), 712  
 expmismatchH (*RNA.exp\_param* attribute), 708  
 expmismatchH (*RNA.exp\_param* property), 712  
 expmismatchI (*RNA.exp\_param* attribute), 707  
 expmismatchI (*RNA.exp\_param* property), 712  
 expmismatchM (*RNA.exp\_param* attribute), 708  
 expmismatchM (*RNA.exp\_param* property), 712  
 expMLbase (*RNA.exp\_param* attribute), 708  
 expMLbase (*RNA.exp\_param* property), 711  
 expMLbase (*RNA.mx\_pf* property), 789  
 expMLclosing (*RNA.exp\_param* attribute), 709  
 expMLclosing (*RNA.exp\_param* property), 711  
 expMLintern (*RNA.exp\_param* attribute), 708  
 expMLintern (*RNA.exp\_param* property), 711  
 expMultipleCA (*RNA.exp\_param* attribute), 709  
 expMultipleCA (*RNA.exp\_param* property), 711  
 expMultipleCB (*RNA.exp\_param* attribute), 709  
 expMultipleCB (*RNA.exp\_param* property), 711  
 expninio (*RNA.exp\_param* attribute), 708  
 expninio (*RNA.exp\_param* property), 712  
 export\_ali\_bppm (*C* function), 408  
 export\_bppm (*C* function), 412  
 export\_circfold\_arrays (*C* function), 379  
 export\_circfold\_arrays\_par (*C* function), 379  
 export\_co\_bppm (*C* function), 415  
 export\_cofold\_arrays (*C* function), 375  
 export\_cofold\_arrays\_gq (*C* function), 375  
 export\_fold\_arrays (*C* function), 378  
 export\_fold\_arrays\_par (*C* function), 378  
 expSaltLoop (*RNA.exp\_param* attribute), 710  
 expSaltLoop (*RNA.exp\_param* property), 711  
 expSaltStack (*RNA.exp\_param* attribute), 710  
 expSaltStack (*RNA.exp\_param* property), 711  
 expstack (*RNA.exp\_param* attribute), 707  
 expstack (*RNA.exp\_param* property), 712  
 expTermAU (*RNA.exp\_param* attribute), 709  
 expTermAU (*RNA.exp\_param* property), 711  
 exptetra (*RNA.exp\_param* attribute), 709  
 exptetra (*RNA.exp\_param* property), 712  
 exptri (*RNA.exp\_param* attribute), 709  
 exptri (*RNA.exp\_param* property), 712  
 expTriloop (*RNA.exp\_param* attribute), 709  
 expTriloop (*RNA.exp\_param* property), 711  
 expTripleC (*RNA.exp\_param* attribute), 709  
 expTripleC (*RNA.exp\_param* property), 711  
 extract\_record\_rest\_structure (*C* function), 530  
 extract\_record\_rest\_structure() (*in module RNA*), 713
- ## F
- f (*RNA.hc* attribute), 775  
 f3 (*RNA.mx\_mfe* property), 789  
 f5 (*RNA.mx\_mfe* property), 789  
 F\_monomer (*C* var), 450  
 fallback (*RNA.sc\_mod\_param* attribute), 808  
 fallback\_encoding (*RNA.sc\_mod\_param* attribute), 808  
 Fc (*RNA.mx\_mfe* property), 789  
 fc\_add\_pycallback() (*in module RNA*), 713  
 fc\_add\_pydata() (*in module RNA*), 713  
 FcH (*RNA.mx\_mfe* property), 789  
 FcI (*RNA.mx\_mfe* property), 789  
 FcM (*RNA.mx\_mfe* property), 789  
 file\_commands\_apply() (*RNA.fold\_compound* method), 739  
 file\_commands\_read() (*in module RNA*), 714  
 file\_connect\_read\_record() (*in module RNA*), 714  
 file\_fasta\_read() (*in module RNA*), 714  
 file\_msa\_detect\_format() (*in module RNA*), 715  
 file\_msa\_read() (*in module RNA*), 716  
 file\_msa\_read\_record() (*in module RNA*), 717  
 file\_msa\_write() (*in module RNA*), 718  
 file\_PS\_aln() (*in module RNA*), 713  
 file\_PS\_rnaplot() (*in module RNA*), 713  
 file\_PS\_rnaplot\_a() (*in module RNA*), 713  
 file\_RNAstrand\_db\_read\_record() (*in module RNA*), 713  
 file\_SHAPE\_read() (*in module RNA*), 713  
 FILENAME\_ID\_LENGTH (*C* macro), 491  
 FILENAME\_MAX\_LENGTH (*C* macro), 491  
 filename\_sanitize() (*in module RNA*), 719  
 final\_cost (*C* var), 464  
 find\_saddle (*C* function), 367  
 find\_saddle() (*in module RNA*), 719  
 first (*RNA.DoublePair* property), 671  
 floatArray (*class in RNA*), 720  
 floatArray\_frompointer() (*in module RNA*), 720  
 floatP\_getitem() (*in module RNA*), 720  
 floatP\_setitem() (*in module RNA*), 720  
 FLT\_OR\_DBL (*C* type), 610  
 fM1 (*RNA.mx\_mfe* property), 789  
 fM2 (*RNA.mx\_mfe* property), 789  
 fML (*RNA.mx\_mfe* property), 789  
 fold (*C* function), 377  
 fold() (*in module RNA*), 720  
 fold\_compound (*class in RNA*), 720  
 fold\_par (*C* function), 376  
 folden (*C* type), 611  
 free\_alifold\_arrays (*C* function), 374  
 free\_alifold\_arrays() (*in module RNA*), 771  
 free\_alipf\_arrays (*C* function), 408  
 free\_arrays (*C* function), 378  
 free\_arrays() (*in module RNA*), 771

- free\_auxdata (RNA.fold\_compound attribute), 723  
 free\_co\_arrays (C function), 374  
 free\_co\_arrays() (in module RNA), 771  
 free\_co\_pf\_arrays (C function), 416  
 free\_co\_pf\_arrays() (in module RNA), 771  
 free\_data (RNA.hc attribute), 775  
 free\_interact (C function), 451  
 free\_path (C function), 367  
 free\_path() (in module RNA), 771  
 free\_pf\_arrays (C function), 411  
 free\_pf\_arrays() (in module RNA), 771  
 free\_profile() (in module RNA), 772  
 free\_pu\_contrib (C function), 451  
 free\_pu\_contrib\_struct (C function), 451  
 free\_sequence\_arrays (C function), 520  
 free\_tree() (in module RNA), 772  
 frompointer() (RNA.doubleArray static method), 698  
 frompointer() (RNA.floatArray static method), 720  
 frompointer() (RNA.intArray static method), 778  
 front() (RNA.ConstCharVector method), 669  
 front() (RNA.CoordinateVector method), 669  
 front() (RNA.DoubleDoubleVector method), 670  
 front() (RNA.DoubleVector method), 671  
 front() (RNA.DuplexVector method), 672  
 front() (RNA.ElemProbVector method), 676  
 front() (RNA.HeatCapacityVector method), 676  
 front() (RNA.HelixVector method), 677  
 front() (RNA.IntIntVector method), 678  
 front() (RNA.IntVector method), 679  
 front() (RNA.MoveVector method), 682  
 front() (RNA.PathVector method), 683  
 front() (RNA.SOLUTIONVector method), 684  
 front() (RNA.StringVector method), 685  
 front() (RNA.SuboptVector method), 686  
 front() (RNA.UIntVector method), 687
- ## G
- G (RNA.mx\_pf property), 789  
 get() (RNA.COORDINATE method), 668  
 get() (RNA.SOLUTION method), 684  
 get() (RNA.varArrayChar method), 815  
 get() (RNA.varArrayFLTorDBL method), 815  
 get() (RNA.varArrayInt method), 815  
 get() (RNA.varArrayMove method), 816  
 get() (RNA.varArrayShort method), 816  
 get() (RNA.varArrayUChar method), 816  
 get() (RNA.varArrayUInt method), 816  
 get\_aligned\_line() (in module RNA), 772  
 get\_alipf\_arrays (C function), 408  
 get\_allocator() (RNA.ConstCharVector method), 669  
 get\_allocator() (RNA.CoordinateVector method), 669  
 get\_allocator() (RNA.DoubleDoubleVector method), 670  
 get\_allocator() (RNA.DoubleVector method), 671  
 get\_allocator() (RNA.DuplexVector method), 672  
 get\_allocator() (RNA.ElemProbVector method), 676  
 get\_allocator() (RNA.HeatCapacityVector method), 676  
 get\_allocator() (RNA.HelixVector method), 677  
 get\_allocator() (RNA.IntIntVector method), 678  
 get\_allocator() (RNA.IntVector method), 679  
 get\_allocator() (RNA.MoveVector method), 682  
 get\_allocator() (RNA.PathVector method), 683  
 get\_allocator() (RNA.SOLUTIONVector method), 684  
 get\_allocator() (RNA.StringVector method), 685  
 get\_allocator() (RNA.SuboptVector method), 686  
 get\_allocator() (RNA.UIntVector method), 687  
 get\_boltzmann\_factor\_copy (C function), 271  
 get\_boltzmann\_factors (C function), 270  
 get\_boltzmann\_factors\_ali (C function), 271  
 get\_centroid\_struct\_pl() (in module RNA), 772  
 get\_centroid\_struct\_pr() (in module RNA), 772  
 get\_concentrations() (in module RNA), 772  
 get\_gquad\_ali\_matrix (C function), 476  
 get\_gquad\_count (C function), 477  
 get\_gquad\_L\_matrix (C function), 477  
 get\_gquad\_layer\_count (C function), 477  
 get\_gquad\_matrix (C function), 476  
 get\_gquad\_pattern\_exhaustive (C function), 477  
 get\_gquad\_pattern\_mfe (C function), 477  
 get\_gquad\_pattern\_mfe\_ali (C function), 477  
 get\_gquad\_pattern\_pf (C function), 477  
 get\_gquad\_pf\_matrix (C function), 476  
 get\_gquad\_pf\_matrix\_comparative (C function), 476  
 get\_input\_line (C function), 626  
 get\_mpi (C function), 519  
 get\_multi\_input\_line (C function), 530  
 get\_multi\_input\_line() (in module RNA), 772  
 get\_parameter\_copy (C function), 270  
 get\_path (C function), 368  
 get\_path() (in module RNA), 772  
 get\_pf\_arrays (C function), 412  
 get\_plist\_gquad\_from\_db (C function), 477  
 get\_plist\_gquad\_from\_pr (C function), 477  
 get\_plist\_gquad\_from\_pr\_max (C function), 477  
 get\_pr() (in module RNA), 772  
 get\_pu\_contrib\_struct (C function), 451  
 get\_ribosum (C function), 538  
 get\_scaled\_alipf\_parameters (C function), 271  
 get\_scaled\_parameters (C function), 272  
 get\_scaled\_pf\_parameters (C function), 270  
 get\_subseq\_F (C function), 413  
 get\_TwoDfold\_variables (C function), 454  
 get\_ungapped\_sequence (C function), 518  
 get\_xy\_coordinates() (in module RNA), 772  
 gettype (C function), 262  
 gettype() (in module RNA), 773  
 ggg (RNA.mx\_mfe property), 789  
 give\_up (C var), 464  
 gm1RNA (C function), 559

- gmlRNA() (in module RNA), 773  
 gquad (C var), 306  
 gquad (RNA.md attribute), 783  
 gquad (RNA.md property), 786  
 gquad (RNA.param attribute), 793  
 gquad (RNA.param property), 794  
 gquadLayerMismatch (RNA.param attribute), 793  
 gquadLayerMismatch (RNA.param property), 794  
 gquadLayerMismatchMax (RNA.exp\_param attribute), 710  
 gquadLayerMismatchMax (RNA.exp\_param property), 712  
 gquadLayerMismatchMax (RNA.param attribute), 793  
 gquadLayerMismatchMax (RNA.param property), 794
- ## H
- hairpin (RNA.param attribute), 790  
 hairpin (RNA.param property), 795  
 HairpinE (C function), 379  
 hamming() (in module RNA), 773  
 hamming\_bound() (in module RNA), 773  
 hamming\_distance() (in module RNA), 774  
 hamming\_distance\_bound() (in module RNA), 774  
 hc (class in RNA), 774  
 hc (RNA.fold\_compound attribute), 722  
 hc (RNA.fold\_compound property), 739  
 hc\_add\_bp() (RNA.fold\_compound method), 739  
 hc\_add\_bp\_nonspecific() (RNA.fold\_compound method), 740  
 hc\_add\_from\_db() (RNA.fold\_compound method), 740  
 hc\_add\_up() (RNA.fold\_compound method), 740  
 hc\_init() (RNA.fold\_compound method), 740  
 heat\_capacity (RNA.heat\_capacity\_result property), 777  
 heat\_capacity() (in module RNA), 776  
 heat\_capacity() (RNA.fold\_compound method), 741  
 heat\_capacity\_cb() (RNA.fold\_compound method), 741  
 heat\_capacity\_result (class in RNA), 776  
 HeatCapacityVector (class in RNA), 676  
 helical\_rise (C var), 307  
 helical\_rise (RNA.md property), 786  
 helix\_size (C var), 517  
 HelixVector (class in RNA), 677  
 Hexaloop\_E (RNA.param attribute), 792  
 Hexaloop\_E (RNA.param property), 794  
 Hexaloops (RNA.exp\_param attribute), 709  
 Hexaloops (RNA.exp\_param property), 711  
 Hexaloops (RNA.param attribute), 792  
 Hexaloops (RNA.param property), 794  
 hx (class in RNA), 777  
 hx\_from\_ptable() (in module RNA), 777
- ## I
- i (RNA.basepair property), 691  
 i (RNA.duplex\_list\_t property), 698  
 i (RNA.ep attribute), 702  
 i (RNA.ep property), 703  
 id (RNA.exp\_param attribute), 707  
 id (RNA.exp\_param property), 712  
 id (RNA.param attribute), 790  
 id (RNA.param property), 795  
 iindx (RNA.fold\_compound attribute), 723  
 iindx (RNA.fold\_compound property), 742  
 incr() (RNA.SwigPyIterator method), 686  
 init\_co\_pf\_fold (C function), 415  
 init\_pf\_fold (C function), 414  
 init\_pf\_fold() (in module RNA), 777  
 init\_rand() (in module RNA), 777  
 initialize\_cofold (C function), 376  
 initialize\_cofold() (in module RNA), 777  
 initialize\_fold (C function), 379  
 insert() (RNA.ConstCharVector method), 669  
 insert() (RNA.CoordinateVector method), 669  
 insert() (RNA.DoubleDoubleVector method), 670  
 insert() (RNA.DoubleVector method), 671  
 insert() (RNA.DuplexVector method), 672  
 insert() (RNA.ElemProbVector method), 676  
 insert() (RNA.HeatCapacityVector method), 676  
 insert() (RNA.HelixVector method), 677  
 insert() (RNA.IntIntVector method), 678  
 insert() (RNA.IntVector method), 679  
 insert() (RNA.MoveVector method), 682  
 insert() (RNA.PathVector method), 683  
 insert() (RNA.SOLUTIONVector method), 684  
 insert() (RNA.StringVector method), 685  
 insert() (RNA.SuboptVector method), 686  
 insert() (RNA.UIntVector method), 687  
 int11 (RNA.param attribute), 791  
 int11 (RNA.param property), 795  
 int21 (RNA.param attribute), 791  
 int21 (RNA.param property), 795  
 int22 (RNA.param attribute), 791  
 int22 (RNA.param property), 795  
 int\_urn() (in module RNA), 778  
 intArray (class in RNA), 777  
 intArray\_frompointer() (in module RNA), 778  
 interact (C struct), 614  
 interact (C type), 611  
 interact.Gi (C var), 614  
 interact.Gikjl (C var), 614  
 interact.Gikjl\_wo (C var), 614  
 interact.i (C var), 614  
 interact.j (C var), 614  
 interact.k (C var), 614  
 interact.l (C var), 614  
 interact.length (C var), 614  
 interact.Pi (C var), 614  
 internal\_loop (RNA.param attribute), 790  
 internal\_loop (RNA.param property), 795  
 IntIntVector (class in RNA), 677  
 intP\_getitem() (in module RNA), 778  
 intP\_setitem() (in module RNA), 778  
 IntVector (class in RNA), 678  
 inv\_verbose (C var), 464

*inverse\_fold* (C function), 463  
*inverse\_fold*() (in module RNA), 778  
*inverse\_pf\_fold* (C function), 463  
*inverse\_pf\_fold*() (in module RNA), 778  
*is\_insertion*() (RNA.move method), 788  
*is\_removal*() (RNA.move method), 788  
*is\_shift*() (RNA.move method), 788  
*iterator*() (RNA.ConstCharVector method), 669  
*iterator*() (RNA.CoordinateVector method), 669  
*iterator*() (RNA.DoubleDoubleVector method), 670  
*iterator*() (RNA.DoubleVector method), 671  
*iterator*() (RNA.DuplexVector method), 672  
*iterator*() (RNA.ElemProbVector method), 676  
*iterator*() (RNA.HeatCapacityVector method), 676  
*iterator*() (RNA.HelixVector method), 677  
*iterator*() (RNA.IntIntVector method), 678  
*iterator*() (RNA.IntVector method), 679  
*iterator*() (RNA.MoveVector method), 682  
*iterator*() (RNA.PathVector method), 683  
*iterator*() (RNA.SOLUTIONVector method), 684  
*iterator*() (RNA.StringVector method), 685  
*iterator*() (RNA.SuboptVector method), 686  
*iterator*() (RNA.UIntVector method), 687

## J

*j* (RNA.basepair property), 691  
*j* (RNA.duplex\_list\_t property), 698  
*j* (RNA.ep attribute), 702  
*j* (RNA.ep property), 703  
*jindx* (RNA.fold\_compound attribute), 723  
*jindx* (RNA.fold\_compound property), 742

## K

*kT* (RNA.exp\_param attribute), 710  
*kT* (RNA.exp\_param property), 712

## L

*last\_parameter\_file* (C function), 261  
*last\_parameter\_file*() (in module RNA), 779  
*length* (RNA.fold\_compound attribute), 721  
*length* (RNA.fold\_compound property), 742  
*length* (RNA.hx property), 777  
*length* (RNA.mx\_mfe property), 789  
*length* (RNA.mx\_pf property), 789  
*letter\_structure* (C function), 518  
*Lfold* (C function), 384  
*Lfold*() (in module RNA), 679  
*Lfold\_cb*() (in module RNA), 679  
*Lfoldz* (C function), 384  
*Lfoldz*() (in module RNA), 679  
*Lfoldz\_cb*() (in module RNA), 680  
*logML* (C var), 307  
*logML* (RNA.md attribute), 783  
*logML* (RNA.md property), 786  
*loop\_degree* (C var), 517  
*loop\_energy* (C function), 281  
*loop\_energy*() (in module RNA), 779  
*loop\_size* (C var), 517

*LoopEnergy* (C function), 379  
*loopidx\_from\_ptable*() (in module RNA), 779  
*loops* (C var), 517  
*lxc* (RNA.exp\_param attribute), 708  
*lxc* (RNA.exp\_param property), 712  
*lxc* (RNA.param attribute), 791  
*lxc* (RNA.param property), 795

## M

*Make\_bp\_profile*() (in module RNA), 681  
*Make\_bp\_profile\_bppm*() (in module RNA), 681  
*make\_loop\_index*() (in module RNA), 779  
*make\_loop\_index\_pt* (C function), 518  
*make\_pair\_table* (C function), 514  
*make\_pair\_table\_pk* (C function), 518  
*make\_pair\_table\_snoop* (C function), 515  
*make\_referenceBP\_array* (C function), 515  
*Make\_swString*() (in module RNA), 681  
*make\_tree*() (in module RNA), 779  
*matrices* (RNA.fold\_compound attribute), 722  
*matrices* (RNA.fold\_compound property), 742  
*matrix\_local* (RNA.hc attribute), 775  
*MAX2* (C macro), 624  
*MAX3* (C macro), 624  
*max\_bp\_span* (C var), 306  
*max\_bp\_span* (RNA.md attribute), 784  
*max\_bp\_span* (RNA.md property), 786  
*MAXALPHA* (C macro), 292  
*maxD1* (RNA.fold\_compound attribute), 727  
*maxD2* (RNA.fold\_compound attribute), 727  
*maximum\_matching*() (in module RNA), 779  
*maxmimum\_matching*() (RNA.fold\_compound method), 742  
*md* (class in RNA), 779  
*MEA* (C function), 446  
*MEA*() (RNA.fold\_compound method), 729  
*MEA\_from\_plist*() (in module RNA), 680  
*mean\_bp\_distance* (C function), 413  
*mean\_bp\_distance*() (in module RNA), 787  
*mean\_bp\_distance*() (RNA.fold\_compound method), 742  
*mean\_bp\_distance\_pr* (C function), 413  
*memmove*() (in module RNA), 787  
*mfe*() (RNA.fold\_compound method), 743  
*mfe\_dimer*() (RNA.fold\_compound method), 743  
*mfe\_window*() (RNA.fold\_compound method), 744  
*mfe\_window\_cb*() (RNA.fold\_compound method), 744  
*mfe\_window\_zscore*() (RNA.fold\_compound method), 744  
*mfe\_window\_zscore\_cb*() (RNA.fold\_compound method), 744  
*MIN2* (C macro), 624  
*MIN3* (C macro), 624  
*min\_loop\_size* (RNA.md attribute), 784  
*min\_loop\_size* (RNA.md property), 786  
*mirnatog* (C var), 450  
*mismatch1nI* (RNA.param attribute), 791  
*mismatch1nI* (RNA.param property), 795

- mismatch23I (*RNA.param attribute*), 791  
 mismatch23I (*RNA.param property*), 795  
 mismatch\_dG (*RNA.sc\_mod\_param attribute*), 809  
 mismatch\_dH (*RNA.sc\_mod\_param attribute*), 809  
 mismatchExt (*RNA.param attribute*), 791  
 mismatchExt (*RNA.param property*), 795  
 mismatchH (*RNA.param attribute*), 791  
 mismatchH (*RNA.param property*), 795  
 mismatchI (*RNA.param attribute*), 791  
 mismatchI (*RNA.param property*), 795  
 mismatchM (*RNA.param attribute*), 791  
 mismatchM (*RNA.param property*), 795  
 MLbase (*RNA.param attribute*), 792  
 MLbase (*RNA.param property*), 794  
 MLclosing (*RNA.param attribute*), 792  
 MLclosing (*RNA.param property*), 794  
 MLintern (*RNA.param attribute*), 792  
 MLintern (*RNA.param property*), 794  
 mm1 (*RNA.fold\_compound attribute*), 728  
 mm2 (*RNA.fold\_compound attribute*), 728  
 model\_details (*RNA.exp\_param attribute*), 710  
 model\_details (*RNA.exp\_param property*), 712  
 model\_details (*RNA.param attribute*), 793  
 model\_details (*RNA.param property*), 795  
 model\_detailsT (*C macro*), 292  
 module  
     RNA, 668  
 move (*class in RNA*), 787  
 move (*RNA.path property*), 799  
 move\_neighbor\_diff() (*RNA.fold\_compound method*), 744  
 move\_standard() (*in module RNA*), 789  
 MoveVector (*class in RNA*), 681  
 MultipleCA (*RNA.param attribute*), 792  
 MultipleCA (*RNA.param property*), 794  
 MultipleCB (*RNA.param attribute*), 793  
 MultipleCB (*RNA.param property*), 794  
 mx (*RNA.hc attribute*), 774  
 mx (*RNA.hc property*), 776  
 mx\_mfe (*class in RNA*), 789  
 mx\_pf (*class in RNA*), 789  
 my\_aln\_consensus\_sequence2() (*in module RNA*), 790  
 my\_PS\_rna\_plot\_snoop\_a() (*in module RNA*), 790  
**N**  
 n (*RNA.hc attribute*), 774  
 n (*RNA.hc property*), 776  
 n\_seq (*RNA.fold\_compound attribute*), 725  
 name (*RNA.sc\_mod\_param attribute*), 807  
 naview\_xy\_coordinates() (*in module RNA*), 790  
 NBASES (*C macro*), 288  
 nc\_fact (*C var*), 307  
 nc\_fact (*RNA.md attribute*), 784  
 nc\_fact (*RNA.md property*), 786  
 neighbors() (*RNA.fold\_compound method*), 745  
 new\_doublePC (*in module RNA*), 790  
 new\_floatPC (*in module RNA*), 790  
 new\_intPC (*in module RNA*), 790  
 new\_shortPC (*in module RNA*), 790  
 new\_ushortPC (*in module RNA*), 790  
 next (*RNA.move attribute*), 787  
 next() (*RNA.SwigPyIterator method*), 686  
 next() (*RNA.var\_array\_Iterator method*), 816  
 ninio (*RNA.param attribute*), 791  
 ninio (*RNA.param property*), 795  
 no\_closingGU (*C var*), 306  
 node (*C struct*), 616  
 node.energy (*C var*), 616  
 node.k (*C var*), 616  
 node.next (*C var*), 616  
 noGU (*C var*), 306  
 noGU (*RNA.md attribute*), 783  
 noGU (*RNA.md property*), 786  
 noGUclosure (*RNA.md attribute*), 783  
 noGUclosure (*RNA.md property*), 786  
 noLonelyPairs (*C var*), 306  
 noLP (*RNA.md attribute*), 783  
 noLP (*RNA.md property*), 786  
 nonstandards (*C var*), 306  
 nonstandards (*RNA.md attribute*), 784  
 nonstandards (*RNA.md property*), 786  
 nucleotides (*RNA.fold\_compound attribute*), 722  
 num\_ptypes (*RNA.sc\_mod\_param attribute*), 808  
**O**  
 oldAliEn (*C var*), 307  
 oldAliEn (*RNA.fold\_compound attribute*), 727  
 oldAliEn (*RNA.md attribute*), 784  
 oldAliEn (*RNA.md property*), 786  
 ON\_SAME\_STRAND (*C macro*), 277  
 one\_letter\_code (*RNA.sc\_mod\_param attribute*), 807  
 option\_string (*C function*), 305  
 option\_string() (*RNA.md method*), 786  
**P**  
 p (*RNA.ep attribute*), 702  
 p (*RNA.ep property*), 703  
 pack\_structure (*C function*), 514  
 pack\_structure() (*in module RNA*), 790  
 PAIR (*C type*), 610  
 pair (*RNA.md attribute*), 785  
 pair (*RNA.md property*), 786  
 pair\_dist (*RNA.md attribute*), 785  
 pair\_info (*C type*), 518  
 pairing\_partners (*RNA.sc\_mod\_param attribute*), 808  
 pairing\_partners\_encoding (*RNA.sc\_mod\_param attribute*), 808  
 pairs (*C var*), 517  
 param (*class in RNA*), 790  
 param\_file (*RNA.exp\_param attribute*), 710  
 param\_file (*RNA.exp\_param property*), 712  
 param\_file (*RNA.param attribute*), 793  
 param\_file (*RNA.param property*), 795



- params (*RNA.fold\_compound* attribute), 722  
 params (*RNA.fold\_compound* property), 745  
 params\_load() (*in module RNA*), 795  
 params\_load\_DNA\_Mathews1999() (*in module RNA*), 796  
 params\_load\_DNA\_Mathews2004() (*in module RNA*), 796  
 params\_load\_from\_string() (*in module RNA*), 798  
 params\_load\_RNA\_Andronescu2007() (*in module RNA*), 796  
 params\_load\_RNA\_Langdon2018() (*in module RNA*), 797  
 params\_load\_RNA\_misc\_special\_hairpins() (*in module RNA*), 798  
 params\_load\_RNA\_Turner1999() (*in module RNA*), 797  
 params\_load\_RNA\_Turner2004() (*in module RNA*), 798  
 params\_reset() (*RNA.fold\_compound* method), 745  
 params\_save() (*in module RNA*), 799  
 params\_subst() (*RNA.fold\_compound* method), 746  
 paramT (*C type*), 265  
 parenthesis\_structure (*C function*), 516  
 parenthesis\_zuker (*C function*), 516  
 parse\_gquad (*C function*), 477  
 parse\_structure (*C function*), 513  
 parse\_structure() (*in module RNA*), 799  
 parset (*C enum*), 255  
 parset.B (*C enumerator*), 255  
 parset.B\_H (*C enumerator*), 255  
 parset.D3 (*C enumerator*), 256  
 parset.D3\_H (*C enumerator*), 256  
 parset.D5 (*C enumerator*), 256  
 parset.D5\_H (*C enumerator*), 256  
 parset.HEX (*C enumerator*), 256  
 parset.HP (*C enumerator*), 255  
 parset.HP\_H (*C enumerator*), 255  
 parset.IL (*C enumerator*), 255  
 parset.IL\_H (*C enumerator*), 255  
 parset.INT11 (*C enumerator*), 256  
 parset.INT11\_H (*C enumerator*), 256  
 parset.INT21 (*C enumerator*), 256  
 parset.INT21\_H (*C enumerator*), 256  
 parset.INT22 (*C enumerator*), 256  
 parset.INT22\_H (*C enumerator*), 256  
 parset.MISC (*C enumerator*), 256  
 parset.ML (*C enumerator*), 256  
 parset.MME (*C enumerator*), 256  
 parset.MME\_H (*C enumerator*), 256  
 parset.MMH (*C enumerator*), 255  
 parset.MMH\_H (*C enumerator*), 255  
 parset.MMI (*C enumerator*), 255  
 parset.MMI1N (*C enumerator*), 255  
 parset.MMI1N\_H (*C enumerator*), 255  
 parset.MMI23 (*C enumerator*), 255  
 parset.MMI23\_H (*C enumerator*), 256  
 parset.MMI\_H (*C enumerator*), 255  
 parset.MMM (*C enumerator*), 256  
 parset.MMM\_H (*C enumerator*), 256  
 parset.NIN (*C enumerator*), 256  
 parset.QUIT (*C enumerator*), 255  
 parset.S (*C enumerator*), 255  
 parset.S\_H (*C enumerator*), 255  
 parset.TL (*C enumerator*), 256  
 parset.TRI (*C enumerator*), 256  
 parset.UNKNOWN (*C enumerator*), 255  
 path (*class in RNA*), 799  
 path() (*RNA.fold\_compound* method), 746  
 path\_direct() (*RNA.fold\_compound* method), 747  
 path\_findpath() (*RNA.fold\_compound* method), 747  
 path\_findpath\_saddle() (*RNA.fold\_compound* method), 747  
 path\_gradient() (*RNA.fold\_compound* method), 748  
 path\_options (*class in RNA*), 800  
 path\_options\_findpath() (*in module RNA*), 800  
 path\_random() (*RNA.fold\_compound* method), 749  
 path\_t (*C type*), 367  
 PathVector (*class in RNA*), 683  
 pbacktrack (*C function*), 444  
 pbacktrack() (*in module RNA*), 800  
 pbacktrack() (*RNA.fold\_compound* method), 749  
 pbacktrack5 (*C function*), 444  
 pbacktrack5() (*in module RNA*), 801  
 pbacktrack5() (*RNA.fold\_compound* method), 750  
 pbacktrack\_circ (*C function*), 444  
 pbacktrack\_circ() (*in module RNA*), 801  
 pbacktrack\_mem (*class in RNA*), 801  
 pbacktrack\_sub() (*RNA.fold\_compound* method), 751  
 pf() (*RNA.fold\_compound* method), 752  
 pf\_add() (*in module RNA*), 801  
 pf\_circ\_fold (*C function*), 411  
 pf\_circ\_fold() (*in module RNA*), 801  
 pf\_dimer() (*RNA.fold\_compound* method), 753  
 pf\_float\_precision() (*in module RNA*), 801  
 pf\_fold (*C function*), 410  
 pf\_fold() (*in module RNA*), 801  
 pf\_fold\_par (*C function*), 409  
 pf\_interact (*C function*), 450  
 pf\_paramT (*C type*), 265  
 pf\_scale (*C var*), 305  
 pf\_scale (*RNA.exp\_param* attribute), 710  
 pf\_scale (*RNA.exp\_param* property), 712  
 pf\_smooth (*RNA.md* attribute), 782  
 pf\_smooth (*RNA.md* property), 786  
 pf\_unstru (*C function*), 450  
 pfl\_fold (*C function*), 418  
 pfl\_fold() (*in module RNA*), 801  
 pfl\_fold\_cb() (*in module RNA*), 802  
 pfl\_fold\_par (*C function*), 418  
 pfl\_fold\_up() (*in module RNA*), 802  
 pfl\_fold\_up\_cb() (*in module RNA*), 802  
 plist (*C type*), 610  
 plist() (*in module RNA*), 802  
 plist\_from\_probs() (*RNA.fold\_compound* method), 753

- plot\_dp\_EPS() (in module RNA), 803  
 pop() (RNA.ConstCharVector method), 669  
 pop() (RNA.CoordinateVector method), 669  
 pop() (RNA.DoubleDoubleVector method), 670  
 pop() (RNA.DoubleVector method), 671  
 pop() (RNA.DuplexVector method), 672  
 pop() (RNA.ElemProbVector method), 676  
 pop() (RNA.HeatCapacityVector method), 676  
 pop() (RNA.HelixVector method), 677  
 pop() (RNA.IntIntVector method), 678  
 pop() (RNA.IntVector method), 679  
 pop() (RNA.MoveVector method), 682  
 pop() (RNA.PathVector method), 683  
 pop() (RNA.SOLUTIONVector method), 684  
 pop() (RNA.StringVector method), 685  
 pop() (RNA.SuboptVector method), 686  
 pop() (RNA.UIntVector method), 687  
 pop\_back() (RNA.ConstCharVector method), 669  
 pop\_back() (RNA.CoordinateVector method), 670  
 pop\_back() (RNA.DoubleDoubleVector method), 670  
 pop\_back() (RNA.DoubleVector method), 671  
 pop\_back() (RNA.DuplexVector method), 672  
 pop\_back() (RNA.ElemProbVector method), 676  
 pop\_back() (RNA.HeatCapacityVector method), 676  
 pop\_back() (RNA.HelixVector method), 677  
 pop\_back() (RNA.IntIntVector method), 678  
 pop\_back() (RNA.IntVector method), 679  
 pop\_back() (RNA.MoveVector method), 682  
 pop\_back() (RNA.PathVector method), 683  
 pop\_back() (RNA.SOLUTIONVector method), 684  
 pop\_back() (RNA.StringVector method), 685  
 pop\_back() (RNA.SuboptVector method), 686  
 pop\_back() (RNA.UIntVector method), 687  
 pos\_3 (RNA.move attribute), 787  
 pos\_3 (RNA.move property), 789  
 pos\_5 (RNA.move attribute), 787  
 pos\_5 (RNA.move property), 789  
 positional\_entropy() (RNA.fold\_compound method), 754  
 pr\_energy() (RNA.fold\_compound method), 754  
 pr\_structure() (RNA.fold\_compound method), 754  
 previous() (RNA.SwigPyIterator method), 687  
 print\_bppm() (in module RNA), 803  
 print\_energy (C var), 424  
 print\_tree() (in module RNA), 803  
 PRIVATE (C macro), 623  
 probs (RNA.mx\_pf property), 789  
 probs\_window() (RNA.fold\_compound method), 755  
 profile\_edit\_distance() (in module RNA), 803  
 profiles  
     command line option, 134  
 progress\_callback (C type), 468  
 PS\_color\_aln (C function), 556  
 PS\_color\_dot\_plot (C function), 557  
 PS\_color\_dot\_plot() (in module RNA), 682  
 PS\_color\_dot\_plot\_turn (C function), 557  
 PS\_color\_dot\_plot\_turn() (in module RNA), 682  
 PS\_dot\_plot (C function), 557  
 PS\_dot\_plot() (in module RNA), 682  
 PS\_dot\_plot\_list (C function), 557  
 PS\_dot\_plot\_list() (in module RNA), 682  
 PS\_dot\_plot\_turn (C function), 557  
 PS\_dot\_plot\_turn() (in module RNA), 683  
 PS\_rna\_plot (C function), 560  
 PS\_rna\_plot() (in module RNA), 683  
 PS\_rna\_plot\_a (C function), 560  
 PS\_rna\_plot\_a() (in module RNA), 683  
 PS\_rna\_plot\_a\_gquad (C function), 560  
 PS\_rna\_plot\_a\_gquad() (in module RNA), 683  
 PS\_rna\_plot\_snoop\_a (C function), 559  
 pscore (RNA.fold\_compound attribute), 726  
 pscore\_local (RNA.fold\_compound attribute), 727  
 pscore\_pf\_compat (RNA.fold\_compound attribute), 727  
 pt\_pk\_remove() (in module RNA), 803  
 ptable() (in module RNA), 804  
 ptable\_pk() (in module RNA), 804  
 ptype (RNA.fold\_compound attribute), 724  
 ptype\_local (RNA.fold\_compound attribute), 728  
 ptype\_pf\_compat (RNA.fold\_compound attribute), 725  
 ptypes (RNA.sc\_mod\_param attribute), 808  
 pu\_contrib (C struct), 613  
 pu\_contrib (C type), 611  
 pu\_contrib.E (C var), 614  
 pu\_contrib.H (C var), 614  
 pu\_contrib.I (C var), 614  
 pu\_contrib.length (C var), 614  
 pu\_contrib.M (C var), 614  
 pu\_contrib.w (C var), 614  
 pu\_out (C struct), 615  
 pu\_out (C type), 611  
 pu\_out.contribs (C var), 615  
 pu\_out.header (C var), 615  
 pu\_out.len (C var), 615  
 pu\_out.u\_vals (C var), 615  
 pu\_out.u\_values (C var), 615  
 PUBLIC (C macro), 623  
 push\_back() (RNA.ConstCharVector method), 669  
 push\_back() (RNA.CoordinateVector method), 670  
 push\_back() (RNA.DoubleDoubleVector method), 670  
 push\_back() (RNA.DoubleVector method), 671  
 push\_back() (RNA.DuplexVector method), 672  
 push\_back() (RNA.ElemProbVector method), 676  
 push\_back() (RNA.HeatCapacityVector method), 676  
 push\_back() (RNA.HelixVector method), 677  
 push\_back() (RNA.IntIntVector method), 678  
 push\_back() (RNA.IntVector method), 679  
 push\_back() (RNA.MoveVector method), 682  
 push\_back() (RNA.PathVector method), 684  
 push\_back() (RNA.SOLUTIONVector method), 684  
 push\_back() (RNA.StringVector method), 685  
 push\_back() (RNA.SuboptVector method), 686  
 push\_back() (RNA.UIntVector method), 687  
 putoutpU\_prob (C function), 418

putoutputU\_prob\_bin (C function), 419

## Q

q (RNA.mx\_pf property), 789  
 q1k (RNA.mx\_pf property), 789  
 qb (RNA.mx\_pf property), 789  
 qho (RNA.mx\_pf property), 789  
 qio (RNA.mx\_pf property), 789  
 qln (RNA.mx\_pf property), 790  
 qm (RNA.mx\_pf property), 790  
 qm1 (RNA.mx\_pf property), 790  
 qm2 (RNA.mx\_pf property), 790  
 qmo (RNA.mx\_pf property), 790  
 qo (RNA.mx\_pf property), 790

## R

random\_string() (in module RNA), 805  
 rbegin() (RNA.ConstCharVector method), 669  
 rbegin() (RNA.CoordinateVector method), 670  
 rbegin() (RNA.DoubleDoubleVector method), 670  
 rbegin() (RNA.DoubleVector method), 671  
 rbegin() (RNA.DuplexVector method), 672  
 rbegin() (RNA.ElemProbVector method), 676  
 rbegin() (RNA.HeatCapacityVector method), 676  
 rbegin() (RNA.HelixVector method), 677  
 rbegin() (RNA.IntIntVector method), 678  
 rbegin() (RNA.IntVector method), 679  
 rbegin() (RNA.MoveVector method), 682  
 rbegin() (RNA.PathVector method), 684  
 rbegin() (RNA.SOLUTIONVector method), 685  
 rbegin() (RNA.StringVector method), 685  
 rbegin() (RNA.SuboptVector method), 686  
 rbegin() (RNA.UIntVector method), 687  
 read\_clustal (C function), 518  
 read\_parameter\_file (C function), 261  
 read\_parameter\_file() (in module RNA), 805  
 read\_record (C function), 530  
 read\_record() (in module RNA), 805  
 readribosum (C function), 538  
 reference\_pt1 (RNA.fold\_compound attribute), 728  
 reference\_pt2 (RNA.fold\_compound attribute), 728  
 referenceBPs1 (RNA.fold\_compound attribute), 728  
 referenceBPs2 (RNA.fold\_compound attribute), 728  
 rend() (RNA.ConstCharVector method), 669  
 rend() (RNA.CoordinateVector method), 670  
 rend() (RNA.DoubleDoubleVector method), 670  
 rend() (RNA.DoubleVector method), 671  
 rend() (RNA.DuplexVector method), 672  
 rend() (RNA.ElemProbVector method), 676  
 rend() (RNA.HeatCapacityVector method), 677  
 rend() (RNA.HelixVector method), 677  
 rend() (RNA.IntIntVector method), 678  
 rend() (RNA.IntVector method), 679  
 rend() (RNA.MoveVector method), 682  
 rend() (RNA.PathVector method), 684  
 rend() (RNA.SOLUTIONVector method), 685  
 rend() (RNA.StringVector method), 685  
 rend() (RNA.SuboptVector method), 686

rend() (RNA.UIntVector method), 687  
 reserve() (RNA.ConstCharVector method), 669  
 reserve() (RNA.CoordinateVector method), 670  
 reserve() (RNA.DoubleDoubleVector method), 670  
 reserve() (RNA.DoubleVector method), 671  
 reserve() (RNA.DuplexVector method), 672  
 reserve() (RNA.ElemProbVector method), 676  
 reserve() (RNA.HeatCapacityVector method), 677  
 reserve() (RNA.HelixVector method), 677  
 reserve() (RNA.IntIntVector method), 678  
 reserve() (RNA.IntVector method), 679  
 reserve() (RNA.MoveVector method), 682  
 reserve() (RNA.PathVector method), 684  
 reserve() (RNA.SOLUTIONVector method), 685  
 reserve() (RNA.StringVector method), 685  
 reserve() (RNA.SuboptVector method), 686  
 reserve() (RNA.UIntVector method), 687  
 reset() (RNA.md method), 786  
 resize() (RNA.ConstCharVector method), 669  
 resize() (RNA.CoordinateVector method), 670  
 resize() (RNA.DoubleDoubleVector method), 670  
 resize() (RNA.DoubleVector method), 671  
 resize() (RNA.DuplexVector method), 672  
 resize() (RNA.ElemProbVector method), 676  
 resize() (RNA.HeatCapacityVector method), 677  
 resize() (RNA.HelixVector method), 677  
 resize() (RNA.IntIntVector method), 678  
 resize() (RNA.IntVector method), 679  
 resize() (RNA.MoveVector method), 682  
 resize() (RNA.PathVector method), 684  
 resize() (RNA.SOLUTIONVector method), 685  
 resize() (RNA.StringVector method), 685  
 resize() (RNA.SuboptVector method), 686  
 resize() (RNA.UIntVector method), 687  
 ribo (C var), 307  
 ribo (RNA.md attribute), 784  
 ribo (RNA.md property), 786  
 RNA  
   module, 668  
 rna\_plot\_type (C var), 558  
 rotational\_symmetry() (in module RNA), 805  
 rotational\_symmetry\_db() (RNA.fold\_compound method), 755  
 rtype (RNA.md attribute), 784  
 rtype (RNA.md property), 786

## S

S (RNA.fold\_compound attribute), 726  
 s (RNA.path property), 800  
 S3 (RNA.fold\_compound attribute), 726  
 S5 (RNA.fold\_compound attribute), 726  
 S\_cons (RNA.fold\_compound attribute), 726  
 salt (C var), 307  
 salt (RNA.md attribute), 785  
 salt (RNA.md property), 786  
 salt\_duplex\_init() (in module RNA), 806  
 salt\_loop() (in module RNA), 806  
 salt\_loop\_int() (in module RNA), 806

- salt\_ml() (in module RNA), 807  
 salt\_stack() (in module RNA), 807  
 saltDPXInit (C var), 307  
 SaltDPXInit (RNA.exp\_param attribute), 711  
 SaltDPXInit (RNA.exp\_param property), 711  
 saltDPXInit (RNA.md attribute), 785  
 saltDPXInit (RNA.md property), 786  
 SaltDPXInit (RNA.param attribute), 794  
 SaltDPXInit (RNA.param property), 794  
 saltDPXInitFact (RNA.md attribute), 785  
 saltDPXInitFact (RNA.md property), 786  
 SaltLoop (RNA.param attribute), 793  
 SaltLoop (RNA.param property), 794  
 SaltLoopDb1 (RNA.exp\_param attribute), 710  
 SaltLoopDb1 (RNA.exp\_param property), 711  
 SaltLoopDb1 (RNA.param attribute), 793  
 SaltLoopDb1 (RNA.param property), 794  
 SaltMLbase (RNA.exp\_param attribute), 711  
 SaltMLbase (RNA.exp\_param property), 711  
 SaltMLbase (RNA.param attribute), 793  
 SaltMLbase (RNA.param property), 794  
 SaltMLclosing (RNA.exp\_param attribute), 711  
 SaltMLclosing (RNA.exp\_param property), 711  
 SaltMLclosing (RNA.param attribute), 793  
 SaltMLclosing (RNA.param property), 794  
 SaltMLintern (RNA.exp\_param attribute), 711  
 SaltMLintern (RNA.exp\_param property), 711  
 SaltMLintern (RNA.param attribute), 793  
 SaltMLintern (RNA.param property), 794  
 saltMLLower (RNA.md attribute), 785  
 saltMLLower (RNA.md property), 786  
 saltMLUpper (RNA.md attribute), 785  
 saltMLUpper (RNA.md property), 786  
 SaltStack (RNA.param attribute), 793  
 SaltStack (RNA.param property), 794  
 sc (RNA.fold\_compound attribute), 725  
 sc\_add\_bp() (RNA.fold\_compound method), 758  
 sc\_add\_bt() (RNA.fold\_compound method), 758  
 sc\_add\_bt\_pycallback() (in module RNA), 807  
 sc\_add\_data() (RNA.fold\_compound method), 759  
 sc\_add\_exp\_f() (RNA.fold\_compound method), 759  
 sc\_add\_exp\_f\_pycallback() (in module RNA), 807  
 sc\_add\_f() (RNA.fold\_compound method), 760  
 sc\_add\_f\_pycallback() (in module RNA), 807  
 sc\_add\_hi\_motif() (RNA.fold\_compound method), 760  
 sc\_add\_pydata() (in module RNA), 807  
 sc\_add\_SHAPE\_deigan() (RNA.fold\_compound method), 756  
 sc\_add\_SHAPE\_deigan\_ali() (RNA.fold\_compound method), 757  
 sc\_add\_SHAPE\_zarringhalam() (RNA.fold\_compound method), 757  
 sc\_add\_stack() (RNA.fold\_compound method), 760  
 sc\_add\_up() (RNA.fold\_compound method), 760  
 sc\_init() (RNA.fold\_compound method), 761  
 sc\_mod() (RNA.fold\_compound method), 761  
 sc\_mod\_7DA() (RNA.fold\_compound method), 762  
 sc\_mod\_dihydrouridine() (RNA.fold\_compound method), 762  
 sc\_mod\_inosine() (RNA.fold\_compound method), 763  
 sc\_mod\_json() (RNA.fold\_compound method), 763  
 sc\_mod\_jsonfile() (RNA.fold\_compound method), 764  
 sc\_mod\_m6A() (RNA.fold\_compound method), 764  
 sc\_mod\_param (class in RNA), 807  
 sc\_mod\_parameters\_free() (in module RNA), 809  
 sc\_mod\_pseudouridine() (RNA.fold\_compound method), 765  
 sc\_mod\_purine() (RNA.fold\_compound method), 765  
 sc\_mod\_read\_from\_json() (in module RNA), 809  
 sc\_mod\_read\_from\_jsonfile() (in module RNA), 809  
 sc\_remove() (RNA.fold\_compound method), 766  
 sc\_set\_bp() (RNA.fold\_compound method), 766  
 sc\_set\_stack() (RNA.fold\_compound method), 766  
 sc\_set\_up() (RNA.fold\_compound method), 766  
 scale (RNA.mx\_pf property), 790  
 scale\_parameters (C function), 271  
 scale\_pf\_parameters (C function), 272  
 scs (RNA.fold\_compound attribute), 727  
 second (RNA.DoublePair property), 671  
 sect (C type), 610  
 seq\_encode() (in module RNA), 810  
 sequence (RNA.fold\_compound attribute), 724  
 sequence (RNA.fold\_compound property), 767  
 sequence\_add() (RNA.fold\_compound method), 767  
 sequence\_encoding (RNA.fold\_compound attribute), 724  
 sequence\_encoding (RNA.fold\_compound property), 767  
 sequence\_encoding2 (RNA.fold\_compound attribute), 724  
 sequence\_encoding2 (RNA.fold\_compound property), 767  
 sequence\_prepare() (RNA.fold\_compound method), 767  
 sequence\_remove() (RNA.fold\_compound method), 767  
 sequence\_remove\_all() (RNA.fold\_compound method), 767  
 sequences (RNA.fold\_compound attribute), 725  
 set\_from\_globals() (RNA.md method), 786  
 set\_model\_details (C function), 304  
 set\_parameters (C function), 272  
 set\_pf\_param (C function), 272  
 settype (C function), 262  
 settype() (in module RNA), 810  
 sfact (RNA.md attribute), 784  
 sfact (RNA.md property), 786  
 shortP\_getitem() (in module RNA), 810  
 shortP\_setitem() (in module RNA), 810  
 simple\_circplot\_coordinates (C function), 556  
 simple\_circplot\_coordinates() (in module RNA), 810

simple\_xy\_coordinates (C function), 556  
 simple\_xy\_coordinates() (in module RNA), 810  
 size() (RNA.ConstCharVector method), 669  
 size() (RNA.CoordinateVector method), 670  
 size() (RNA.DoubleDoubleVector method), 670  
 size() (RNA.DoubleVector method), 671  
 size() (RNA.DuplexVector method), 672  
 size() (RNA.ElemProbVector method), 676  
 size() (RNA.HeatCapacityVector method), 677  
 size() (RNA.HelixVector method), 677  
 size() (RNA.IntIntVector method), 678  
 size() (RNA.IntVector method), 679  
 size() (RNA.MoveVector method), 682  
 size() (RNA.PathVector method), 684  
 size() (RNA.SOLUTION method), 684  
 size() (RNA.SOLUTIONVector method), 685  
 size() (RNA.StringVector method), 685  
 size() (RNA.SuboptVector method), 686  
 size() (RNA.UIntVector method), 687  
 size() (RNA.varArrayChar method), 815  
 size() (RNA.varArrayFLTorDBL method), 815  
 size() (RNA.varArrayInt method), 815  
 size() (RNA.varArrayMove method), 816  
 size() (RNA.varArrayShort method), 816  
 size() (RNA.varArrayUChar method), 816  
 size() (RNA.varArrayUInt method), 816  
 snoopT (C struct), 616  
 snoopT.Duplex\_El (C var), 617  
 snoopT.Duplex\_Er (C var), 617  
 snoopT.Duplex\_0l (C var), 617  
 snoopT.Duplex\_0r (C var), 617  
 snoopT.Duplex\_0t (C var), 617  
 snoopT.energy (C var), 617  
 snoopT.fullStemEnergy (C var), 617  
 snoopT.i (C var), 617  
 snoopT.j (C var), 617  
 snoopT.Loop\_D (C var), 617  
 snoopT.Loop\_E (C var), 617  
 snoopT.pscd (C var), 617  
 snoopT.pscg (C var), 617  
 snoopT.psct (C var), 617  
 snoopT.structure (C var), 617  
 snoopT.u (C var), 617  
 SOLUTION (class in RNA), 684  
 SOLUTIONVector (class in RNA), 684  
 special\_hp (RNA.md attribute), 782  
 special\_hp (RNA.md property), 786  
 Ss (RNA.fold\_compound attribute), 726  
 ssv\_rna\_plot (C function), 559  
 ssv\_rna\_plot() (in module RNA), 811  
 st\_back (C var), 445  
 stack (RNA.param attribute), 790  
 stack (RNA.param property), 795  
 stack\_dG (RNA.sc\_mod\_param attribute), 808  
 stack\_dH (RNA.sc\_mod\_param attribute), 808  
 stackProb (C function), 414  
 start (RNA.hx property), 777  
 stat\_cb (RNA.fold\_compound attribute), 723  
 state (RNA.hc attribute), 774  
 STR (C macro), 491  
 strand\_end (RNA.fold\_compound attribute), 722  
 strand\_end (RNA.fold\_compound property), 767  
 strand\_number (RNA.fold\_compound attribute), 721  
 strand\_number (RNA.fold\_compound property), 767  
 strand\_order (RNA.fold\_compound attribute), 721  
 strand\_order (RNA.fold\_compound property), 767  
 strand\_order\_uniq (RNA.fold\_compound attribute), 722  
 strand\_start (RNA.fold\_compound attribute), 722  
 strand\_start (RNA.fold\_compound property), 767  
 strands (RNA.fold\_compound attribute), 722  
 strands (RNA.fold\_compound property), 767  
 strands (RNA.mx\_mfe property), 789  
 string\_edit\_distance() (in module RNA), 811  
 StringVector (class in RNA), 685  
 strtrim() (in module RNA), 811  
 STRUC (C macro), 512  
 struct\_en (class in RNA), 812  
 structure (RNA.duplex\_list\_t property), 698  
 structure (RNA.SOLUTION property), 684  
 structure (RNA.struct\_en attribute), 812  
 structure (RNA.struct\_en property), 812  
 structure (RNA.subopt\_solution property), 813  
 subopt (C function), 423  
 subopt() (in module RNA), 812  
 subopt() (RNA.fold\_compound method), 767  
 subopt\_cb() (RNA.fold\_compound method), 768  
 subopt\_circ (C function), 423  
 subopt\_par (C function), 423  
 subopt\_solution (class in RNA), 812  
 subopt\_sorted (C var), 424  
 subopt\_zuker() (RNA.fold\_compound method), 768  
 SuboptVector (class in RNA), 685  
 svg\_rna\_plot (C function), 560  
 svg\_rna\_plot() (in module RNA), 813  
 swap() (RNA.ConstCharVector method), 669  
 swap() (RNA.CoordinateVector method), 670  
 swap() (RNA.DoubleDoubleVector method), 670  
 swap() (RNA.DoubleVector method), 671  
 swap() (RNA.DuplexVector method), 672  
 swap() (RNA.ElemProbVector method), 676  
 swap() (RNA.HeatCapacityVector method), 677  
 swap() (RNA.HelixVector method), 677  
 swap() (RNA.IntIntVector method), 678  
 swap() (RNA.IntVector method), 679  
 swap() (RNA.MoveVector method), 682  
 swap() (RNA.PathVector method), 684  
 swap() (RNA.SOLUTIONVector method), 685  
 swap() (RNA.StringVector method), 685  
 swap() (RNA.SuboptVector method), 686  
 swap() (RNA.UIntVector method), 687  
 SwigPyIterator (class in RNA), 686  
 symbolset (C var), 464

**T**

temperature (C var), 305

- temperature (*RNA.exp\_param attribute*), 710  
temperature (*RNA.exp\_param property*), 712  
temperature (*RNA.heat\_capacity\_result property*), 777  
temperature (*RNA.md attribute*), 782  
temperature (*RNA.md property*), 786  
temperature (*RNA.param attribute*), 793  
temperature (*RNA.param property*), 795  
terminal\_dG (*RNA.sc\_mod\_param attribute*), 809  
terminal\_dH (*RNA.sc\_mod\_param attribute*), 809  
TerminalAU (*RNA.param attribute*), 792  
TerminalAU (*RNA.param property*), 794  
tetra\_loop (*C var*), 306  
TetraLoop\_E (*RNA.param attribute*), 792  
TetraLoop\_E (*RNA.param property*), 794  
TetraLoops (*RNA.exp\_param attribute*), 709  
TetraLoops (*RNA.exp\_param property*), 711  
TetraLoops (*RNA.param attribute*), 792  
TetraLoops (*RNA.param property*), 794  
thisown (*RNA.basepair property*), 691  
thisown (*RNA.cmd property*), 693  
thisown (*RNA.ConstCharVector property*), 669  
thisown (*RNA.COORDINATE property*), 668  
thisown (*RNA.CoordinateVector property*), 670  
thisown (*RNA.doubleArray property*), 698  
thisown (*RNA.DoubleDoubleVector property*), 671  
thisown (*RNA.DoublePair property*), 671  
thisown (*RNA.DoubleVector property*), 671  
thisown (*RNA.duplex\_list\_t property*), 698  
thisown (*RNA.DuplexVector property*), 672  
thisown (*RNA.ElemProbVector property*), 676  
thisown (*RNA.ep property*), 703  
thisown (*RNA.exp\_param property*), 712  
thisown (*RNA.floatArray property*), 720  
thisown (*RNA.fold\_compound property*), 768  
thisown (*RNA.hc property*), 776  
thisown (*RNA.heat\_capacity\_result property*), 777  
thisown (*RNA.HeatCapacityVector property*), 677  
thisown (*RNA.HelixVector property*), 677  
thisown (*RNA.hx property*), 777  
thisown (*RNA.intArray property*), 778  
thisown (*RNA.IntIntVector property*), 678  
thisown (*RNA.IntVector property*), 679  
thisown (*RNA.md property*), 787  
thisown (*RNA.move property*), 789  
thisown (*RNA.MoveVector property*), 682  
thisown (*RNA.mx\_mfe property*), 789  
thisown (*RNA.mx\_pf property*), 790  
thisown (*RNA.param property*), 795  
thisown (*RNA.path property*), 800  
thisown (*RNA.path\_options property*), 800  
thisown (*RNA.PathVector property*), 684  
thisown (*RNA.pbacktrack\_mem property*), 801  
thisown (*RNA.sc\_mod\_param property*), 809  
thisown (*RNA.SOLUTION property*), 684  
thisown (*RNA.SOLUTIONVector property*), 685  
thisown (*RNA.StringVector property*), 685  
thisown (*RNA.struct\_en property*), 812  
thisown (*RNA.subopt\_solution property*), 813  
thisown (*RNA.SuboptVector property*), 686  
thisown (*RNA.SwigPyIterator property*), 687  
thisown (*RNA.UIntVector property*), 687  
thisown (*RNA.varArrayChar property*), 815  
thisown (*RNA.varArrayFLTOrDBL property*), 815  
thisown (*RNA.varArrayInt property*), 816  
thisown (*RNA.varArrayMove property*), 816  
thisown (*RNA.varArrayShort property*), 816  
thisown (*RNA.varArrayUChar property*), 816  
thisown (*RNA.varArrayUInt property*), 816  
tree\_edit\_distanceC (*in module RNA*), 813  
tree\_string\_to\_dbC (*in module RNA*), 813  
tree\_string\_unweightC (*in module RNA*), 813  
Triloop\_E (*RNA.param attribute*), 792  
Triloop\_E (*RNA.param property*), 794  
Triloops (*RNA.exp\_param attribute*), 709  
Triloops (*RNA.exp\_param property*), 711  
Triloops (*RNA.param attribute*), 792  
Triloops (*RNA.param property*), 794  
TripleC (*RNA.param attribute*), 792  
TripleC (*RNA.param property*), 794  
TwoDfold (*C function*), 456  
TwoDfold\_backtrack\_f5 (*C function*), 455  
TwoDfold\_solution (*C macro*), 453  
TwoDfold\_vars (*C struct*), 456  
TwoDfold\_vars.bpdist (*C var*), 457  
TwoDfold\_vars.circ (*C var*), 457  
TwoDfold\_vars.compatibility (*C var*), 460  
TwoDfold\_vars.dangles (*C var*), 457  
TwoDfold\_vars.do\_backtrack (*C var*), 456  
TwoDfold\_vars.E\_C (*C var*), 458  
TwoDfold\_vars.E\_C\_rem (*C var*), 460  
TwoDfold\_vars.E\_F3 (*C var*), 458  
TwoDfold\_vars.E\_F3\_rem (*C var*), 460  
TwoDfold\_vars.E\_F5 (*C var*), 457  
TwoDfold\_vars.E\_F5\_rem (*C var*), 460  
TwoDfold\_vars.E\_Fc (*C var*), 458  
TwoDfold\_vars.E\_Fc\_rem (*C var*), 460  
TwoDfold\_vars.E\_FcH (*C var*), 458  
TwoDfold\_vars.E\_FcH\_rem (*C var*), 460  
TwoDfold\_vars.E\_FcI (*C var*), 458  
TwoDfold\_vars.E\_FcI\_rem (*C var*), 460  
TwoDfold\_vars.E\_FcM (*C var*), 458  
TwoDfold\_vars.E\_FcM\_rem (*C var*), 460  
TwoDfold\_vars.E\_M (*C var*), 458  
TwoDfold\_vars.E\_M1 (*C var*), 458  
TwoDfold\_vars.E\_M1\_rem (*C var*), 460  
TwoDfold\_vars.E\_M2 (*C var*), 458  
TwoDfold\_vars.E\_M2\_rem (*C var*), 460  
TwoDfold\_vars.E\_M\_rem (*C var*), 460  
TwoDfold\_vars.k\_max\_values (*C var*), 458  
TwoDfold\_vars.k\_max\_values\_f (*C var*), 459  
TwoDfold\_vars.k\_max\_values\_f3 (*C var*), 459  
TwoDfold\_vars.k\_max\_values\_fc (*C var*), 459  
TwoDfold\_vars.k\_max\_values\_fcH (*C var*), 459  
TwoDfold\_vars.k\_max\_values\_fcI (*C var*), 459  
TwoDfold\_vars.k\_max\_values\_fcM (*C var*), 460

- TwoDfold\_vars.k\_max\_values\_m (C var), 458  
 TwoDfold\_vars.k\_max\_values\_m1 (C var), 458  
 TwoDfold\_vars.k\_max\_values\_m2 (C var), 459  
 TwoDfold\_vars.k\_min\_values (C var), 458  
 TwoDfold\_vars.k\_min\_values\_f (C var), 459  
 TwoDfold\_vars.k\_min\_values\_f3 (C var), 459  
 TwoDfold\_vars.k\_min\_values\_fc (C var), 459  
 TwoDfold\_vars.k\_min\_values\_fcH (C var), 459  
 TwoDfold\_vars.k\_min\_values\_fcI (C var), 459  
 TwoDfold\_vars.k\_min\_values\_fcM (C var), 460  
 TwoDfold\_vars.k\_min\_values\_m (C var), 458  
 TwoDfold\_vars.k\_min\_values\_m1 (C var), 458  
 TwoDfold\_vars.k\_min\_values\_m2 (C var), 459  
 TwoDfold\_vars.l\_max\_values (C var), 458  
 TwoDfold\_vars.l\_max\_values\_f (C var), 458  
 TwoDfold\_vars.l\_max\_values\_f3 (C var), 459  
 TwoDfold\_vars.l\_max\_values\_fc (C var), 459  
 TwoDfold\_vars.l\_max\_values\_fcH (C var), 459  
 TwoDfold\_vars.l\_max\_values\_fcI (C var), 459  
 TwoDfold\_vars.l\_max\_values\_fcM (C var), 460  
 TwoDfold\_vars.l\_max\_values\_m (C var), 458  
 TwoDfold\_vars.l\_max\_values\_m1 (C var), 458  
 TwoDfold\_vars.l\_max\_values\_m2 (C var), 459  
 TwoDfold\_vars.l\_min\_values (C var), 458  
 TwoDfold\_vars.l\_min\_values\_f (C var), 458  
 TwoDfold\_vars.l\_min\_values\_f3 (C var), 459  
 TwoDfold\_vars.l\_min\_values\_fc (C var), 459  
 TwoDfold\_vars.l\_min\_values\_fcH (C var), 459  
 TwoDfold\_vars.l\_min\_values\_fcI (C var), 459  
 TwoDfold\_vars.l\_min\_values\_fcM (C var), 459  
 TwoDfold\_vars.l\_min\_values\_m (C var), 458  
 TwoDfold\_vars.l\_min\_values\_m1 (C var), 458  
 TwoDfold\_vars.l\_min\_values\_m2 (C var), 459  
 TwoDfold\_vars.maxD1 (C var), 457  
 TwoDfold\_vars.maxD2 (C var), 457  
 TwoDfold\_vars.mm1 (C var), 457  
 TwoDfold\_vars.mm2 (C var), 457  
 TwoDfold\_vars.my\_iindx (C var), 457  
 TwoDfold\_vars.P (C var), 456  
 TwoDfold\_vars.pstype (C var), 456  
 TwoDfold\_vars.reference\_pt1 (C var), 457  
 TwoDfold\_vars.reference\_pt2 (C var), 457  
 TwoDfold\_vars.referenceBPs1 (C var), 457  
 TwoDfold\_vars.referenceBPs2 (C var), 457  
 TwoDfold\_vars.S (C var), 457  
 TwoDfold\_vars.S1 (C var), 457  
 TwoDfold\_vars.seq\_length (C var), 457  
 TwoDfold\_vars.sequence (C var), 457  
 TwoDfold\_vars.temperature (C var), 457  
 TwoDfoldList (C function), 455  
 type (RNA.ep attribute), 702  
 type (RNA.ep property), 703  
 type (RNA.fold\_compound attribute), 721  
 type (RNA.fold\_compound property), 769  
 type (RNA.hc attribute), 774  
 type (RNA.hc property), 776  
 type (RNA.mx\_mfe property), 789  
 type (RNA.mx\_pf property), 790  
 type (RNA.path property), 800  
 type() (RNA.varArrayChar method), 815  
 type() (RNA.varArrayFLTorDBL method), 815  
 type() (RNA.varArrayInt method), 816  
 type() (RNA.varArrayMove method), 816  
 type() (RNA.varArrayShort method), 816  
 type() (RNA.varArrayUChar method), 816  
 type() (RNA.varArrayUInt method), 816
- ## U
- ubf\_eval\_ext\_int\_loop (C function), 286  
 ubf\_eval\_ext\_int\_loop() (in module RNA), 814  
 ubf\_eval\_int\_loop (C function), 286  
 ubf\_eval\_int\_loop() (in module RNA), 814  
 ubf\_eval\_int\_loop2 (C function), 286  
 ubf\_eval\_int\_loop2() (in module RNA), 814  
 ud\_add\_motif() (RNA.fold\_compound method), 769  
 ud\_remove() (RNA.fold\_compound method), 769  
 ud\_set\_data() (RNA.fold\_compound method), 769  
 ud\_set\_exp\_prod\_cb() (in module RNA), 814  
 ud\_set\_exp\_prod\_rule\_cb() (RNA.fold\_compound method), 769  
 ud\_set\_prob\_cb() (in module RNA), 814  
 ud\_set\_prob\_cb() (RNA.fold\_compound method), 770  
 ud\_set\_prod\_cb() (in module RNA), 814  
 ud\_set\_prod\_rule\_cb() (RNA.fold\_compound method), 770  
 ud\_set\_pydata() (in module RNA), 814  
 UIntVector (class in RNA), 687  
 unexpand\_aligned\_F (C function), 513  
 unexpand\_aligned\_F() (in module RNA), 814  
 unexpand\_Full (C function), 513  
 unexpand\_Full() (in module RNA), 814  
 uniq\_ML (C var), 306  
 uniq\_ML (RNA.md attribute), 783  
 uniq\_ML (RNA.md property), 787  
 unmodified (RNA.sc\_mod\_param attribute), 807  
 unmodified\_encoding (RNA.sc\_mod\_param attribute), 808  
 unpack\_structure (C function), 514  
 unpack\_structure() (in module RNA), 814  
 unpaired (C var), 517  
 unweight (C function), 513  
 unweight() (in module RNA), 814  
 up3 (RNA.hx property), 777  
 up5 (RNA.hx property), 777  
 up\_ext (RNA.hc attribute), 775  
 up\_ext (RNA.hc property), 776  
 up\_hp (RNA.hc attribute), 775  
 up\_hp (RNA.hc property), 776  
 up\_int (RNA.hc attribute), 775  
 up\_int (RNA.hc property), 776  
 up\_ml (RNA.hc attribute), 775  
 up\_ml (RNA.hc property), 776  
 Up\_plot (C function), 451  
 update\_co\_pf\_params (C function), 416  
 update\_co\_pf\_params() (in module RNA), 814

- update\_co\_pf\_params\_par (C function), 416  
 update\_cofold\_params (C function), 375  
 update\_cofold\_params() (in module RNA), 814  
 update\_cofold\_params\_par (C function), 375  
 update\_fold\_params (C function), 378  
 update\_fold\_params() (in module RNA), 814  
 update\_fold\_params\_par (C function), 378  
 update\_pf\_params (C function), 412  
 update\_pf\_params() (in module RNA), 815  
 update\_pf\_params\_par (C function), 412  
 update\_pf\_paramsLP (C function), 418  
 update\_pf\_paramsLP\_par (C function), 418  
 urn() (in module RNA), 815  
 ushortP\_getitem() (in module RNA), 815  
 ushortP\_setitem() (in module RNA), 815
- ## V
- value() (RNA.SwigPyIterator method), 687  
 var\_array\_Iterator (class in RNA), 816  
 varArrayChar (class in RNA), 815  
 varArrayFLTOrDBL (class in RNA), 815  
 varArrayInt (class in RNA), 815  
 varArrayMove (class in RNA), 816  
 varArrayShort (class in RNA), 816  
 varArrayUChar (class in RNA), 816  
 varArrayUInt (class in RNA), 816  
 vrna\_\_array\_set\_capacity (C function), 604  
 vrna\_abstract\_shapes (C function), 507  
 vrna\_abstract\_shapes\_pt (C function), 507  
 vrna\_alifold (C function), 371  
 vrna\_alignment\_s (C struct), 490  
 vrna\_alignment\_s.a2s (C var), 490  
 vrna\_alignment\_s.gapfree\_seq (C var), 490  
 vrna\_alignment\_s.gapfree\_size (C var), 490  
 vrna\_alignment\_s.genome\_size (C var), 490  
 vrna\_alignment\_s.n\_seq (C var), 490  
 vrna\_alignment\_s.orientation (C var), 490  
 vrna\_alignment\_s.sequences (C var), 490  
 vrna\_alignment\_s.start (C var), 490  
 vrna\_alifold (C function), 382  
 vrna\_alifold\_cb (C function), 382  
 vrna\_alloc (C function), 625  
 vrna\_aln\_consensus\_mis (C function), 524  
 vrna\_aln\_consensus\_sequence (C function), 524  
 vrna\_aln\_conservation\_col (C function), 523  
 vrna\_aln\_conservation\_struct (C function), 523  
 vrna\_aln\_copy (C function), 522  
 VRNA\_ALN\_DEFAULT (C macro), 520  
 VRNA\_ALN\_DNA (C macro), 520  
 vrna\_aln\_encode (C function), 489  
 vrna\_aln\_free (C function), 522  
 VRNA\_ALN\_LOWERCASE (C macro), 520  
 vrna\_aln\_mpi (C function), 521  
 vrna\_aln\_pinfo (C function), 521  
 vrna\_aln\_pscore (C function), 521  
 VRNA\_ALN\_RNA (C macro), 520  
 vrna\_aln\_slice (C function), 521  
 vrna\_aln\_toRNA (C function), 522  
 vrna\_aln\_uppercase (C function), 522  
 VRNA\_ALN\_UPPERCASE (C macro), 520  
 vrna\_annotate\_covar\_db (C function), 551  
 vrna\_annotate\_covar\_db\_extended (C function), 551  
 vrna\_annotate\_covar\_pairs (C function), 551  
 VRNA\_ANY\_LOOP (C macro), 396  
 vrna\_array (C macro), 603  
 vrna\_array\_append (C macro), 603  
 vrna\_array\_capacity (C macro), 603  
 vrna\_array\_free (C macro), 603  
 vrna\_array\_grow (C macro), 603  
 VRNA\_ARRAY\_GROW\_FORMULA (C macro), 603  
 VRNA\_ARRAY\_HEADER (C macro), 603  
 vrna\_array\_header\_s (C struct), 604  
 vrna\_array\_header\_s.num (C var), 604  
 vrna\_array\_header\_s.size (C var), 604  
 vrna\_array\_header\_t (C type), 604  
 vrna\_array\_init (C macro), 603  
 vrna\_array\_init\_size (C macro), 603  
 vrna\_array\_make (C macro), 603  
 vrna\_array\_set\_capacity (C macro), 603  
 vrna\_array\_size (C macro), 603  
 vrna\_auxdata\_free\_f (C type), 570  
 vrna\_auxdata\_prepare\_f (C type), 570  
 vrna\_backtrack5 (C function), 384  
 vrna\_backtrack5\_TwoD (C function), 453  
 vrna\_backtrack\_from\_intervals (C function), 384  
 vrna\_backtrack\_window (C function), 385  
 vrna\_basename (C function), 538  
 vrna\_basepair\_s (C struct), 612  
 vrna\_basepair\_s.i (C var), 612  
 vrna\_basepair\_s.j (C var), 612  
 vrna\_basepair\_t (C type), 610  
 vrna\_boustrophedon (C function), 567  
 vrna\_boustrophedon\_pos (C function), 567  
 vrna\_bp\_distance (C function), 511  
 vrna\_bp\_distance\_pt (C function), 511  
 vrna\_bp\_stack\_s (C struct), 613  
 vrna\_bp\_stack\_s.i (C var), 613  
 vrna\_bp\_stack\_s.j (C var), 613  
 vrna\_bp\_stack\_t (C type), 610  
 vrna\_bpp\_symbol (C function), 517  
 VRNA\_BRACKETS\_ALPHA (C macro), 498  
 VRNA\_BRACKETS\_ANG (C macro), 498  
 VRNA\_BRACKETS\_ANY (C macro), 499  
 VRNA\_BRACKETS\_CLY (C macro), 498  
 VRNA\_BRACKETS\_DEFAULT (C macro), 499  
 VRNA\_BRACKETS\_RND (C macro), 498  
 VRNA\_BRACKETS\_SQR (C macro), 498  
 vrna\_bs\_result\_f (C type), 424  
 vrna\_BT\_ext\_loop\_f3 (C function), 385  
 vrna\_BT\_ext\_loop\_f3\_pp (C function), 385  
 vrna\_BT\_ext\_loop\_f5 (C function), 385  
 vrna\_BT\_gquad\_int (C function), 478  
 vrna\_BT\_gquad\_mfe (C function), 478  
 vrna\_BT\_hp\_loop (C function), 385  
 vrna\_BT\_int\_loop (C function), 385



- vrna\_BT\_mb\_loop (C function), 385  
 vrna\_BT\_mb\_loop\_split (C function), 386  
 vrna\_BT\_stack (C function), 385  
 vrna\_C11\_features (C function), 611  
 vrna\_centroid (C function), 447  
 vrna\_centroid\_from\_plist (C function), 447  
 vrna\_centroid\_from\_probs (C function), 447  
 vrna\_circalifold (C function), 371  
 vrna\_circfold (C function), 370  
 VRNA\_CMD\_PARSE\_DEFAULTS (C macro), 536  
 VRNA\_CMD\_PARSE\_HC (C macro), 535  
 VRNA\_CMD\_PARSE\_SC (C macro), 535  
 VRNA\_CMD\_PARSE\_SD (C macro), 535  
 VRNA\_CMD\_PARSE\_SILENT (C macro), 536  
 VRNA\_CMD\_PARSE\_UD (C macro), 535  
 vrna\_cmd\_t (C type), 536  
 vrna\_cofold (C function), 372  
 vrna\_color\_s (C struct), 612  
 vrna\_color\_s.bri (C var), 613  
 vrna\_color\_s.hue (C var), 613  
 vrna\_color\_s.sat (C var), 613  
 vrna\_color\_t (C type), 610  
 vrna\_commands\_apply (C function), 537  
 vrna\_commands\_free (C function), 537  
 VRNA\_CONSTRAINT\_CONTEXT\_ALL\_LOOPS (C macro), 322  
 VRNA\_CONSTRAINT\_CONTEXT\_EXT\_LOOP (C macro), 321  
 VRNA\_CONSTRAINT\_CONTEXT\_HP\_LOOP (C macro), 321  
 VRNA\_CONSTRAINT\_CONTEXT\_INT\_LOOP (C macro), 321  
 VRNA\_CONSTRAINT\_CONTEXT\_INT\_LOOP\_ENC (C macro), 321  
 VRNA\_CONSTRAINT\_CONTEXT\_MB\_LOOP (C macro), 322  
 VRNA\_CONSTRAINT\_CONTEXT\_MB\_LOOP\_ENC (C macro), 322  
 VRNA\_CONSTRAINT\_DB (C macro), 319  
 VRNA\_CONSTRAINT\_DB\_DEFAULT (C macro), 321  
 VRNA\_CONSTRAINT\_DB\_DOT (C macro), 320  
 VRNA\_CONSTRAINT\_DB\_ENFORCE\_BP (C macro), 319  
 VRNA\_CONSTRAINT\_DB\_GQUAD (C macro), 321  
 VRNA\_CONSTRAINT\_DB\_INTERMOL (C macro), 320  
 VRNA\_CONSTRAINT\_DB\_INTRAMOL (C macro), 320  
 VRNA\_CONSTRAINT\_DB\_PIPE (C macro), 320  
 VRNA\_CONSTRAINT\_DB\_RND\_BRACK (C macro), 320  
 VRNA\_CONSTRAINT\_DB\_WUSS (C macro), 321  
 VRNA\_CONSTRAINT\_DB\_X (C macro), 320  
 VRNA\_CONSTRAINT\_FILE (C macro), 338  
 VRNA\_CONSTRAINT\_MULTILINE (C macro), 525  
 VRNA\_CONSTRAINT\_SOFT\_MFE (C macro), 338  
 VRNA\_CONSTRAINT\_SOFT\_PF (C macro), 338  
 vrna\_constraints\_add (C function), 323  
 vrna\_constraints\_add\_SHAPE (C function), 464  
 vrna\_constraints\_add\_SHAPE\_ali (C function), 464  
 vrna\_convert\_dcal\_to\_kcal (C function), 623  
 vrna\_convert\_energy (C function), 622  
 vrna\_convert\_kcal\_to\_dcal (C function), 623  
 VRNA\_CONVERT\_OUTPUT\_ALL (C macro), 262  
 VRNA\_CONVERT\_OUTPUT\_BULGE (C macro), 263  
 VRNA\_CONVERT\_OUTPUT\_DANGLE3 (C macro), 262  
 VRNA\_CONVERT\_OUTPUT\_DANGLE5 (C macro), 262  
 VRNA\_CONVERT\_OUTPUT\_DUMP (C macro), 263  
 VRNA\_CONVERT\_OUTPUT\_HP (C macro), 262  
 VRNA\_CONVERT\_OUTPUT\_INT (C macro), 263  
 VRNA\_CONVERT\_OUTPUT\_INT\_11 (C macro), 263  
 VRNA\_CONVERT\_OUTPUT\_INT\_21 (C macro), 263  
 VRNA\_CONVERT\_OUTPUT\_INT\_22 (C macro), 263  
 VRNA\_CONVERT\_OUTPUT\_MISC (C macro), 263  
 VRNA\_CONVERT\_OUTPUT\_ML (C macro), 263  
 VRNA\_CONVERT\_OUTPUT\_MM\_EXT (C macro), 262  
 VRNA\_CONVERT\_OUTPUT\_MM\_HP (C macro), 262  
 VRNA\_CONVERT\_OUTPUT\_MM\_INT (C macro), 262  
 VRNA\_CONVERT\_OUTPUT\_MM\_INT\_1N (C macro), 262  
 VRNA\_CONVERT\_OUTPUT\_MM\_INT\_23 (C macro), 262  
 VRNA\_CONVERT\_OUTPUT\_MM\_MULTI (C macro), 262  
 VRNA\_CONVERT\_OUTPUT\_NINIO (C macro), 263  
 VRNA\_CONVERT\_OUTPUT\_SPECIAL\_HP (C macro), 263  
 VRNA\_CONVERT\_OUTPUT\_STACK (C macro), 262  
 VRNA\_CONVERT\_OUTPUT\_VANILLA (C macro), 263  
 vrna\_convert\_temperature (C function), 622  
 vrna\_cpair\_s (C struct), 612  
 vrna\_cpair\_s.hue (C var), 612  
 vrna\_cpair\_s.i (C var), 612  
 vrna\_cpair\_s.j (C var), 612  
 vrna\_cpair\_s.mfe (C var), 612  
 vrna\_cpair\_s.p (C var), 612  
 vrna\_cpair\_s.sat (C var), 612  
 vrna\_cpair\_s.type (C var), 612  
 vrna\_cpair\_t (C type), 610  
 vrna\_cstr (C function), 606  
 vrna\_cstr\_close (C function), 607  
 vrna\_cstr\_discard (C function), 606  
 vrna\_cstr\_fflush (C function), 607  
 vrna\_cstr\_free (C function), 606  
 vrna\_cstr\_message\_info (C function), 607  
 vrna\_cstr\_message\_vinfo (C function), 607  
 vrna\_cstr\_message\_vwarning (C function), 607  
 vrna\_cstr\_message\_warning (C function), 607  
 vrna\_cstr\_print\_eval\_ext\_loop (C function), 608  
 vrna\_cstr\_print\_eval\_gquad (C function), 608  
 vrna\_cstr\_print\_eval\_hp\_loop (C function), 608  
 vrna\_cstr\_print\_eval\_hp\_loop\_revert (C function), 608  
 vrna\_cstr\_print\_eval\_int\_loop (C function), 608  
 vrna\_cstr\_print\_eval\_int\_loop\_revert (C function), 608  
 vrna\_cstr\_print\_eval\_mb\_loop (C function), 608  
 vrna\_cstr\_print\_eval\_mb\_loop\_revert (C function), 608  
 vrna\_cstr\_print\_eval\_sd\_corr (C function), 608  
 vrna\_cstr\_print\_fasta\_header (C function), 607  
 vrna\_cstr\_printf (C function), 607  
 vrna\_cstr\_printf\_comment (C function), 608

- vrna\_cstr\_printf\_structure (C function), 607  
 vrna\_cstr\_printf\_tbody (C function), 608  
 vrna\_cstr\_printf\_thead (C function), 608  
 vrna\_cstr\_string (C function), 607  
 vrna\_cstr\_t (C type), 605  
 vrna\_cstr\_vprintf (C function), 607  
 vrna\_cstr\_vprintf\_comment (C function), 608  
 vrna\_cstr\_vprintf\_structure (C function), 607  
 vrna\_cstr\_vprintf\_tbody (C function), 608  
 vrna\_cstr\_vprintf\_thead (C function), 608  
 vrna\_cut\_point\_insert (C function), 497  
 vrna\_cut\_point\_remove (C function), 497  
 vrna\_data\_lin\_t (C type), 610  
 vrna\_data\_linear\_s (C struct), 613  
 vrna\_data\_linear\_s.color (C var), 613  
 vrna\_data\_linear\_s.position (C var), 613  
 vrna\_data\_linear\_s.value (C var), 613  
 vrna\_db\_flatten (C function), 500  
 vrna\_db\_flatten\_to (C function), 500  
 vrna\_db\_from\_bp\_stack (C function), 517  
 vrna\_db\_from\_plist (C function), 501  
 vrna\_db\_from\_probs (C function), 517  
 vrna\_db\_from\_ptable (C function), 501  
 vrna\_db\_from\_WUSS (C function), 502  
 vrna\_db\_pack (C function), 499  
 vrna\_db\_pk\_remove (C function), 501  
 vrna\_db\_to\_element\_string (C function), 501  
 vrna\_db\_to\_tree\_string (C function), 509  
 vrna\_db\_unpack (C function), 499  
 VRNA\_DECOMP\_EXT\_EXT (C macro), 340  
 VRNA\_DECOMP\_EXT\_EXT\_EXT (C macro), 341  
 VRNA\_DECOMP\_EXT\_EXT\_STEM (C macro), 342  
 VRNA\_DECOMP\_EXT\_EXT\_STEM1 (C macro), 342  
 VRNA\_DECOMP\_EXT\_STEM (C macro), 341  
 VRNA\_DECOMP\_EXT\_STEM\_EXT (C macro), 341  
 VRNA\_DECOMP\_EXT\_STEM\_OUTSIDE (C macro), 342  
 VRNA\_DECOMP\_EXT\_UP (C macro), 341  
 VRNA\_DECOMP\_ML\_COAXIAL (C macro), 340  
 VRNA\_DECOMP\_ML\_COAXIAL\_ENC (C macro), 340  
 VRNA\_DECOMP\_ML\_ML (C macro), 339  
 VRNA\_DECOMP\_ML\_ML\_ML (C macro), 339  
 VRNA\_DECOMP\_ML\_ML\_STEM (C macro), 340  
 VRNA\_DECOMP\_ML\_STEM (C macro), 339  
 VRNA\_DECOMP\_ML\_UP (C macro), 340  
 VRNA\_DECOMP\_PAIR\_HP (C macro), 338  
 VRNA\_DECOMP\_PAIR\_IL (C macro), 338  
 VRNA\_DECOMP\_PAIR\_ML (C macro), 339  
 vrna\_dimer\_conc\_t (C type), 448  
 vrna\_dimer\_pf\_s (C struct), 392  
 vrna\_dimer\_pf\_s.F0AB (C var), 392  
 vrna\_dimer\_pf\_s.FA (C var), 392  
 vrna\_dimer\_pf\_s.FAB (C var), 392  
 vrna\_dimer\_pf\_s.FB (C var), 392  
 vrna\_dimer\_pf\_s.FcAB (C var), 392  
 vrna\_dimer\_pf\_t (C type), 449  
 vrna\_dirname (C function), 538  
 vrna\_dist\_mountain (C function), 512  
 vrna\_DNA\_complement (C function), 496  
 vrna\_dotplot\_auxdata\_t (C struct), 554  
 vrna\_dotplot\_auxdata\_t.bottom (C var), 554  
 vrna\_dotplot\_auxdata\_t.bottom\_title (C var), 554  
 vrna\_dotplot\_auxdata\_t.comment (C var), 554  
 vrna\_dotplot\_auxdata\_t.left (C var), 554  
 vrna\_dotplot\_auxdata\_t.left\_title (C var), 554  
 vrna\_dotplot\_auxdata\_t.right (C var), 554  
 vrna\_dotplot\_auxdata\_t.right\_title (C var), 554  
 vrna\_dotplot\_auxdata\_t.title (C var), 554  
 vrna\_dotplot\_auxdata\_t.top (C var), 554  
 vrna\_dotplot\_auxdata\_t.top\_title (C var), 554  
 vrna\_E\_ext\_hp\_loop (C function), 231  
 vrna\_E\_ext\_int\_loop (C function), 233  
 vrna\_E\_ext\_loop\_3 (C function), 230  
 vrna\_E\_ext\_loop\_5 (C function), 230  
 vrna\_E\_ext\_stem (C function), 229  
 vrna\_E\_hp\_loop (C function), 230  
 vrna\_E\_int\_loop (C function), 233  
 vrna\_E\_mb\_loop\_fast (C function), 234  
 vrna\_E\_mb\_loop\_stack (C function), 234  
 vrna\_E\_ml\_stems\_fast (C function), 234  
 vrna\_E\_stack (C function), 233  
 vrna\_elem\_prob\_s (C struct), 506  
 vrna\_elem\_prob\_s.i (C var), 506  
 vrna\_elem\_prob\_s.j (C var), 506  
 vrna\_elem\_prob\_s.p (C var), 506  
 vrna\_elem\_prob\_s.type (C var), 506  
 vrna\_ensemble\_defect (C function), 401  
 vrna\_ensemble\_defect\_pt (C function), 400  
 vrna\_enumerate\_necklaces (C function), 563  
 vrna\_ep\_t (C type), 505  
 vrna\_equilibrium\_constants (C function), 449  
 vrna\_eval\_circ\_consensus\_structure (C function), 245  
 vrna\_eval\_circ\_consensus\_structure\_v (C function), 248  
 vrna\_eval\_circ\_gquad\_consensus\_structure (C function), 246  
 vrna\_eval\_circ\_gquad\_consensus\_structure\_v (C function), 249  
 vrna\_eval\_circ\_gquad\_structure (C function), 241  
 vrna\_eval\_circ\_gquad\_structure\_v (C function), 244  
 vrna\_eval\_circ\_structure (C function), 240  
 vrna\_eval\_circ\_structure\_v (C function), 243  
 vrna\_eval\_consensus\_structure\_pt\_simple (C function), 252  
 vrna\_eval\_consensus\_structure\_pt\_simple\_v (C function), 252  
 vrna\_eval\_consensus\_structure\_pt\_simple\_verbose (C function), 252  
 vrna\_eval\_consensus\_structure\_simple (C function), 245

vrna\_eval\_consensus\_structure\_simple\_v (C function), 247  
 vrna\_eval\_consensus\_structure\_simple\_verbose (C function), 247  
 vrna\_eval\_covar\_structure (C function), 237  
 vrna\_eval\_ext\_hp\_loop (C function), 231  
 vrna\_eval\_ext\_stem (C function), 230  
 vrna\_eval\_gquad\_consensus\_structure (C function), 246  
 vrna\_eval\_gquad\_consensus\_structure\_v (C function), 249  
 vrna\_eval\_gquad\_structure (C function), 241  
 vrna\_eval\_gquad\_structure\_v (C function), 243  
 vrna\_eval\_hp\_loop (C function), 231  
 vrna\_eval\_int\_loop (C function), 233  
 vrna\_eval\_loop\_pt (C function), 228  
 vrna\_eval\_loop\_pt\_v (C function), 228  
 vrna\_eval\_move (C function), 235  
 vrna\_eval\_move\_pt (C function), 235  
 vrna\_eval\_move\_pt\_simple (C function), 236  
 vrna\_eval\_move\_shift\_pt (C function), 236  
 vrna\_eval\_structure (C function), 236  
 vrna\_eval\_structure\_cstr (C function), 238  
 vrna\_eval\_structure\_pt (C function), 239  
 vrna\_eval\_structure\_pt\_simple (C function), 250  
 vrna\_eval\_structure\_pt\_simple\_v (C function), 251  
 vrna\_eval\_structure\_pt\_simple\_verbose (C function), 251  
 vrna\_eval\_structure\_pt\_v (C function), 239  
 vrna\_eval\_structure\_pt\_verbose (C function), 239  
 vrna\_eval\_structure\_simple (C function), 240  
 vrna\_eval\_structure\_simple\_v (C function), 242  
 vrna\_eval\_structure\_simple\_verbose (C function), 242  
 vrna\_eval\_structure\_v (C function), 238  
 vrna\_eval\_structure\_verbose (C function), 237  
 vrna\_exp\_E\_ext\_fast (C function), 229  
 vrna\_exp\_E\_ext\_fast\_free (C function), 229  
 vrna\_exp\_E\_ext\_fast\_init (C function), 229  
 vrna\_exp\_E\_ext\_fast\_rotate (C function), 229  
 vrna\_exp\_E\_ext\_fast\_update (C function), 229  
 vrna\_exp\_E\_ext\_stem (C function), 228  
 vrna\_exp\_E\_hp\_loop (C function), 232  
 vrna\_exp\_E\_int\_loop (C function), 233  
 vrna\_exp\_E\_interior\_loop (C function), 233  
 vrna\_exp\_E\_mb\_loop\_fast (C function), 234  
 vrna\_exp\_E\_ml\_fast (C function), 234  
 vrna\_exp\_E\_ml\_fast\_free (C function), 234  
 vrna\_exp\_E\_ml\_fast\_init (C function), 234  
 vrna\_exp\_E\_ml\_fast\_qqm (C function), 234  
 vrna\_exp\_E\_ml\_fast\_qqm1 (C function), 234  
 vrna\_exp\_E\_ml\_fast\_rotate (C function), 234  
 vrna\_exp\_param\_s (C struct), 274  
 vrna\_exp\_param\_s.alpha (C var), 276  
 vrna\_exp\_param\_s.expbulge (C var), 275  
 vrna\_exp\_param\_s.expdangle3 (C var), 275  
 vrna\_exp\_param\_s.expdangle5 (C var), 275  
 vrna\_exp\_param\_s.expDuplexInit (C var), 276  
 vrna\_exp\_param\_s.expgquad (C var), 276  
 vrna\_exp\_param\_s.expgquadLayerMismatch (C var), 276  
 vrna\_exp\_param\_s.exphairpin (C var), 275  
 vrna\_exp\_param\_s.exphex (C var), 276  
 vrna\_exp\_param\_s.expint11 (C var), 275  
 vrna\_exp\_param\_s.expint21 (C var), 275  
 vrna\_exp\_param\_s.expint22 (C var), 275  
 vrna\_exp\_param\_s.expinternal (C var), 275  
 vrna\_exp\_param\_s.expmismatch1nI (C var), 275  
 vrna\_exp\_param\_s.expmismatch23I (C var), 275  
 vrna\_exp\_param\_s.expmismatchExt (C var), 275  
 vrna\_exp\_param\_s.expmismatchH (C var), 275  
 vrna\_exp\_param\_s.expmismatchI (C var), 275  
 vrna\_exp\_param\_s.expmismatchM (C var), 275  
 vrna\_exp\_param\_s.expMLbase (C var), 275  
 vrna\_exp\_param\_s.expMLclosing (C var), 275  
 vrna\_exp\_param\_s.expMLintern (C var), 275  
 vrna\_exp\_param\_s.expMultipleCA (C var), 276  
 vrna\_exp\_param\_s.expMultipleCB (C var), 276  
 vrna\_exp\_param\_s.expninio (C var), 275  
 vrna\_exp\_param\_s.expSaltLoop (C var), 277  
 vrna\_exp\_param\_s.expSaltStack (C var), 277  
 vrna\_exp\_param\_s.expstack (C var), 275  
 vrna\_exp\_param\_s.expTermAU (C var), 276  
 vrna\_exp\_param\_s.exptetra (C var), 276  
 vrna\_exp\_param\_s.exptri (C var), 276  
 vrna\_exp\_param\_s.expTriloop (C var), 276  
 vrna\_exp\_param\_s.expTripleC (C var), 276  
 vrna\_exp\_param\_s.gquadLayerMismatchMax (C var), 276  
 vrna\_exp\_param\_s.Hexaloops (C var), 276  
 vrna\_exp\_param\_s.id (C var), 275  
 vrna\_exp\_param\_s.kT (C var), 276  
 vrna\_exp\_param\_s.lxc (C var), 275  
 vrna\_exp\_param\_s.model\_details (C var), 276  
 vrna\_exp\_param\_s.param\_file (C var), 277  
 vrna\_exp\_param\_s.pf\_scale (C var), 276  
 vrna\_exp\_param\_s.SaltDPXInit (C var), 277  
 vrna\_exp\_param\_s.SaltLoopDb1 (C var), 277  
 vrna\_exp\_param\_s.SaltMLbase (C var), 277  
 vrna\_exp\_param\_s.SaltMLclosing (C var), 277  
 vrna\_exp\_param\_s.SaltMLintern (C var), 277  
 vrna\_exp\_param\_s.temperature (C var), 276  
 vrna\_exp\_param\_s.Tetraloops (C var), 276  
 vrna\_exp\_param\_s.Triloops (C var), 276  
 vrna\_exp\_param\_t (C type), 265  
 vrna\_exp\_params (C function), 266  
 vrna\_exp\_params\_comparative (C function), 267  
 vrna\_exp\_params\_copy (C function), 267  
 vrna\_exp\_params\_rescale (C function), 268  
 vrna\_exp\_params\_reset (C function), 269  
 vrna\_exp\_params\_subst (C function), 268  
 VRNA\_EXT\_LOOP (C macro), 396  
 vrna\_extract\_record\_rest\_constraint (C function), 529

vrna\_extract\_record\_rest\_structure (C function), 528  
 vrna\_fc\_s (C struct), 574  
 vrna\_fc\_s.a2s (C var), 580  
 vrna\_fc\_s.alignment (C var), 576  
 vrna\_fc\_s.aux\_grammar (C var), 577  
 vrna\_fc\_s.auxdata (C var), 577  
 vrna\_fc\_s.bpdist (C var), 581  
 vrna\_fc\_s.cons\_seq (C var), 579  
 vrna\_fc\_s.cutpoint (C var), 575  
 vrna\_fc\_s.domains\_struct (C var), 577  
 vrna\_fc\_s.domains\_up (C var), 577  
 vrna\_fc\_s.encoding3 (C var), 578  
 vrna\_fc\_s.encoding5 (C var), 578  
 vrna\_fc\_s.exp\_matrices (C var), 576  
 vrna\_fc\_s.exp\_params (C var), 576  
 vrna\_fc\_s.free\_auxdata (C var), 577  
 vrna\_fc\_s.hc (C var), 576  
 vrna\_fc\_s.iindx (C var), 576  
 vrna\_fc\_s.jindx (C var), 576  
 vrna\_fc\_s.length (C var), 575  
 vrna\_fc\_s.matrices (C var), 576  
 vrna\_fc\_s.maxD1 (C var), 581  
 vrna\_fc\_s.maxD2 (C var), 581  
 vrna\_fc\_s.mm1 (C var), 581  
 vrna\_fc\_s.mm2 (C var), 581  
 vrna\_fc\_s.n\_seq (C var), 579  
 vrna\_fc\_s.nucleotides (C var), 576  
 vrna\_fc\_s.oldAliEn (C var), 581  
 vrna\_fc\_s.params (C var), 576  
 vrna\_fc\_s.pscore (C var), 580  
 vrna\_fc\_s.pscore\_local (C var), 580  
 vrna\_fc\_s.pscore\_pf\_compat (C var), 580  
 vrna\_fc\_s.pstype (C var), 578  
 vrna\_fc\_s.pstype\_local (C var), 581  
 vrna\_fc\_s.pstype\_pf\_compat (C var), 578  
 vrna\_fc\_s.reference\_pt1 (C var), 581  
 vrna\_fc\_s.reference\_pt2 (C var), 581  
 vrna\_fc\_s.referenceBPs1 (C var), 581  
 vrna\_fc\_s.referenceBPs2 (C var), 581  
 vrna\_fc\_s.S (C var), 579  
 vrna\_fc\_s.S3 (C var), 580  
 vrna\_fc\_s.S5 (C var), 579  
 vrna\_fc\_s.S\_cons (C var), 579  
 vrna\_fc\_s.sc (C var), 578  
 vrna\_fc\_s.scs (C var), 580  
 vrna\_fc\_s.sequence (C var), 577  
 vrna\_fc\_s.sequence\_encoding (C var), 577  
 vrna\_fc\_s.sequence\_encoding2 (C var), 578  
 vrna\_fc\_s.sequences (C var), 579  
 vrna\_fc\_s.Ss (C var), 580  
 vrna\_fc\_s.stat\_cb (C var), 577  
 vrna\_fc\_s.strand\_end (C var), 576  
 vrna\_fc\_s.strand\_number (C var), 575  
 vrna\_fc\_s.strand\_order (C var), 576  
 vrna\_fc\_s.strand\_order\_uniq (C var), 576  
 vrna\_fc\_s.strand\_start (C var), 576  
 vrna\_fc\_s.strands (C var), 576  
 vrna\_fc\_s.type (C var), 575  
 vrna\_fc\_s.window\_size (C var), 581  
 vrna\_fc\_s.zscore\_data (C var), 581  
 vrna\_fc\_s.[anonymous] (C var), 582  
 vrna\_fc\_type\_e (C enum), 571  
 vrna\_fc\_type\_e.VRNA\_FC\_TYPE\_COMPARATIVE (C enumerator), 571  
 vrna\_fc\_type\_e.VRNA\_FC\_TYPE\_SINGLE (C enumerator), 571  
 vrna\_file\_bpseq (C function), 526  
 vrna\_file\_commands\_apply (C function), 536  
 vrna\_file\_commands\_read (C function), 536  
 vrna\_file\_connect (C function), 526  
 vrna\_file\_connect\_read\_record (C function), 529  
 vrna\_file\_copy (C function), 538  
 vrna\_file\_exists (C function), 539  
 vrna\_file\_fasta\_read\_record (C function), 527  
 VRNA\_FILE\_FORMAT\_MSA\_APPEND (C macro), 531  
 VRNA\_FILE\_FORMAT\_MSA\_CLUSTAL (C macro), 530  
 VRNA\_FILE\_FORMAT\_MSA\_DEFAULT (C macro), 531  
 VRNA\_FILE\_FORMAT\_MSA\_FASTA (C macro), 530  
 VRNA\_FILE\_FORMAT\_MSA\_MAF (C macro), 530  
 VRNA\_FILE\_FORMAT\_MSA\_MIS (C macro), 530  
 VRNA\_FILE\_FORMAT\_MSA\_NOCHECK (C macro), 531  
 VRNA\_FILE\_FORMAT\_MSA\_QUIET (C macro), 531  
 VRNA\_FILE\_FORMAT\_MSA\_SILENT (C macro), 531  
 VRNA\_FILE\_FORMAT\_MSA\_STOCKHOLM (C macro), 530  
 VRNA\_FILE\_FORMAT\_MSA\_UNKNOWN (C macro), 531  
 vrna\_file\_helixlist (C function), 526  
 vrna\_file\_json (C function), 527  
 vrna\_file\_msa\_detect\_format (C function), 534  
 vrna\_file\_msa\_read (C function), 532  
 vrna\_file\_msa\_read\_record (C function), 533  
 vrna\_file\_msa\_write (C function), 534  
 vrna\_file\_PS\_aln (C function), 554  
 vrna\_file\_PS\_aln\_slice (C function), 555  
 vrna\_file\_PS\_rnaplot (C function), 558  
 vrna\_file\_PS\_rnaplot\_a (C function), 559  
 vrna\_file\_PS\_rnaplot\_layout (C function), 559  
 vrna\_file\_RNAstrand\_db\_read\_record (C function), 529  
 vrna\_file\_SHAPE\_read (C function), 529  
 vrna\_filename\_sanitize (C function), 538  
 vrna\_fold (C function), 370  
 vrna\_fold\_compound (C function), 571  
 vrna\_fold\_compound\_add\_auxdata (C function), 574  
 vrna\_fold\_compound\_add\_callback (C function), 574  
 vrna\_fold\_compound\_comparative (C function), 572  
 vrna\_fold\_compound\_comparative2 (C function), 573  
 vrna\_fold\_compound\_free (C function), 573  
 vrna\_fold\_compound\_prepare (C function), 573  
 vrna\_fold\_compound\_t (C type), 570  
 vrna\_fold\_compound\_TwoD (C function), 573  
 vrna\_get\_plist\_gquad\_from\_pr (C function), 477

*vrna\_get\_plist\_gquad\_from\_pr\_max* (C function), 477  
*vrna\_get\_ptype* (C function), 489  
*vrna\_get\_ptype\_md* (C function), 489  
*vrna\_get\_ptype\_window* (C function), 489  
*VRNA\_GQUAD\_MAX\_BOX\_SIZE* (C macro), 265  
*VRNA\_GQUAD\_MAX\_LINKER\_LENGTH* (C macro), 265  
*VRNA\_GQUAD\_MAX\_STACK\_SIZE* (C macro), 265  
*VRNA\_GQUAD\_MIN\_BOX\_SIZE* (C macro), 265  
*VRNA\_GQUAD\_MIN\_LINKER\_LENGTH* (C macro), 265  
*VRNA\_GQUAD\_MIN\_STACK\_SIZE* (C macro), 265  
*vrna\_gquad\_mx\_local\_update* (C function), 477  
*vrna\_gr\_aux\_s* (C struct), 348  
*vrna\_gr\_aux\_s.cb\_aux* (C var), 348  
*vrna\_gr\_aux\_s.cb\_aux\_c* (C var), 348  
*vrna\_gr\_aux\_s.cb\_aux\_exp* (C var), 348  
*vrna\_gr\_aux\_s.cb\_aux\_exp\_c* (C var), 348  
*vrna\_gr\_aux\_s.cb\_aux\_exp\_f* (C var), 348  
*vrna\_gr\_aux\_s.cb\_aux\_exp\_m* (C var), 348  
*vrna\_gr\_aux\_s.cb\_aux\_exp\_m1* (C var), 348  
*vrna\_gr\_aux\_s.cb\_aux\_f* (C var), 348  
*vrna\_gr\_aux\_s.cb\_aux\_m* (C var), 348  
*vrna\_gr\_aux\_s.cb\_aux\_m1* (C var), 348  
*vrna\_gr\_aux\_s.cb\_proc* (C var), 348  
*vrna\_gr\_aux\_s.data* (C var), 348  
*vrna\_gr\_aux\_s.free\_data* (C var), 348  
*vrna\_gr\_aux\_t* (C type), 347  
*vrna\_gr\_reset* (C function), 347  
*vrna\_gr\_set\_aux* (C function), 347  
*vrna\_gr\_set\_aux\_c* (C function), 347  
*vrna\_gr\_set\_aux\_exp* (C function), 347  
*vrna\_gr\_set\_aux\_exp\_c* (C function), 347  
*vrna\_gr\_set\_aux\_exp\_f* (C function), 347  
*vrna\_gr\_set\_aux\_exp\_m* (C function), 347  
*vrna\_gr\_set\_aux\_exp\_m1* (C function), 347  
*vrna\_gr\_set\_aux\_f* (C function), 347  
*vrna\_gr\_set\_aux\_m* (C function), 347  
*vrna\_gr\_set\_aux\_m1* (C function), 347  
*vrna\_gr\_set\_cond* (C function), 347  
*vrna\_gr\_set\_data* (C function), 347  
*vrna\_grammar\_cond\_f* (C type), 347  
*vrna\_grammar\_data\_free\_f* (C type), 347  
*vrna\_grammar\_rule\_f* (C type), 346  
*vrna\_grammar\_rule\_f\_aux* (C type), 346  
*vrna\_grammar\_rule\_f\_aux\_exp* (C type), 347  
*vrna\_grammar\_rule\_f\_exp* (C type), 346  
*vrna\_hamming\_distance* (C function), 495  
*vrna\_hamming\_distance\_bound* (C function), 496  
*vrna\_hash\_table\_t* (C type), 593  
*vrna\_hc\_add\_bp* (C function), 324  
*vrna\_hc\_add\_bp\_nonspecific* (C function), 325  
*vrna\_hc\_add\_from\_db* (C function), 325  
*vrna\_hc\_add\_up* (C function), 324  
*vrna\_hc\_add\_up\_batch* (C function), 324  
*vrna\_hc\_eval\_f* (C type), 322  
*vrna\_hc\_free* (C function), 325  
*vrna\_hc\_init* (C function), 324  
*vrna\_hc\_s* (C struct), 326  
*vrna\_hc\_s.data* (C var), 327  
*vrna\_hc\_s.depot* (C var), 327  
*vrna\_hc\_s.f* (C var), 327  
*vrna\_hc\_s.free\_data* (C var), 327  
*vrna\_hc\_s.matrix\_local* (C var), 326  
*vrna\_hc\_s.mx* (C var), 326  
*vrna\_hc\_s.n* (C var), 326  
*vrna\_hc\_s.state* (C var), 326  
*vrna\_hc\_s.type* (C var), 326  
*vrna\_hc\_s.up\_ext* (C var), 326  
*vrna\_hc\_s.up\_hp* (C var), 327  
*vrna\_hc\_s.up\_int* (C var), 327  
*vrna\_hc\_s.up\_ml* (C var), 327  
*vrna\_hc\_s.[anonymous]* (C var), 326  
*vrna\_hc\_t* (C type), 322  
*vrna\_hc\_up\_s* (C struct), 327  
*vrna\_hc\_up\_s.options* (C var), 327  
*vrna\_hc\_up\_s.position* (C var), 327  
*vrna\_hc\_up\_s.strand* (C var), 327  
*vrna\_hc\_up\_t* (C type), 322  
*vrna\_heap\_cmp\_f* (C type), 598  
*vrna\_heap\_free* (C function), 600  
*vrna\_heap\_get\_pos\_f* (C type), 599  
*vrna\_heap\_init* (C function), 599  
*vrna\_heap\_insert* (C function), 600  
*vrna\_heap\_pop* (C function), 601  
*vrna\_heap\_remove* (C function), 601  
*vrna\_heap\_set\_pos\_f* (C type), 599  
*vrna\_heap\_size* (C function), 600  
*vrna\_heap\_t* (C type), 598  
*vrna\_heap\_top* (C function), 601  
*vrna\_heap\_update* (C function), 601  
*vrna\_heat\_capacity* (C function), 403  
*vrna\_heat\_capacity\_cb* (C function), 404  
*vrna\_heat\_capacity\_f* (C type), 406  
*vrna\_heat\_capacity\_s* (C struct), 406  
*vrna\_heat\_capacity\_s.heat\_capacity* (C var), 406  
*vrna\_heat\_capacity\_s.temperature* (C var), 406  
*vrna\_heat\_capacity\_simple* (C function), 405  
*vrna\_heat\_capacity\_t* (C type), 406  
*VRNA\_HP\_LOOP* (C macro), 396  
*vrna\_ht\_clear* (C function), 596  
*vrna\_ht\_cmp\_f* (C type), 593  
*vrna\_ht\_collisions* (C function), 595  
*vrna\_ht\_db\_comp* (C function), 597  
*vrna\_ht\_db\_free\_entry* (C function), 597  
*vrna\_ht\_db\_hash\_func* (C function), 597  
*vrna\_ht\_entry\_db\_t* (C struct), 597  
*vrna\_ht\_entry\_db\_t.energy* (C var), 598  
*vrna\_ht\_entry\_db\_t.structure* (C var), 598  
*vrna\_ht\_free* (C function), 596  
*vrna\_ht\_free\_f* (C type), 594  
*vrna\_ht\_get* (C function), 595  
*vrna\_ht\_hashfunc\_f* (C type), 593  
*vrna\_ht\_init* (C function), 594  
*vrna\_ht\_insert* (C function), 595  
*vrna\_ht\_remove* (C function), 596

- vrna\_ht\_size* (C function), 595  
*vrna\_hx\_from\_ptable* (C function), 508  
*vrna\_hx\_merge* (C function), 508  
*vrna\_hx\_s* (C struct), 508  
*vrna\_hx\_s.end* (C var), 508  
*vrna\_hx\_s.length* (C var), 508  
*vrna\_hx\_s.start* (C var), 508  
*vrna\_hx\_s.up3* (C var), 508  
*vrna\_hx\_s.up5* (C var), 508  
*vrna\_hx\_t* (C type), 508  
*vrna\_idx\_col\_wise* (C function), 627  
*vrna\_idx\_row\_wise* (C function), 626  
*vrna\_init\_rand* (C function), 625  
*vrna\_init\_rand\_seed* (C function), 625  
VRNA\_INPUT\_BLANK\_LINE (C macro), 624  
VRNA\_INPUT\_COMMENT (C macro), 624  
VRNA\_INPUT\_CONSTRAINT (C macro), 624  
VRNA\_INPUT\_ERROR (C macro), 623  
VRNA\_INPUT\_FASTA\_HEADER (C macro), 623  
VRNA\_INPUT\_MISC (C macro), 623  
VRNA\_INPUT\_NO\_REST (C macro), 624  
VRNA\_INPUT\_NO\_SPAN (C macro), 624  
VRNA\_INPUT\_NO\_TRUNCATION (C macro), 624  
VRNA\_INPUT\_NOSKIP\_BLANK\_LINES (C macro), 624  
VRNA\_INPUT\_NOSKIP\_COMMENTS (C macro), 624  
VRNA\_INPUT\_QUIT (C macro), 623  
VRNA\_INPUT\_SEQUENCE (C macro), 624  
VRNA\_INPUT\_VERBOSE (C macro), 526  
VRNA\_INT\_LOOP (C macro), 396  
*vrna\_int\_urn* (C function), 625  
*vrna\_letter\_structure* (C function), 518  
*vrna\_Lfold* (C function), 381  
*vrna\_Lfold\_cb* (C function), 381  
*vrna\_Lfoldz* (C function), 382  
*vrna\_Lfoldz\_cb* (C function), 382  
*vrna\_loopidx\_from\_ptable* (C function), 517  
*vrna\_loopidx\_update* (C function), 354  
VRNA\_MB\_LOOP (C macro), 396  
*vrna\_md\_copy* (C function), 293  
*vrna\_md\_defaults\_backbone\_length* (C function), 304  
*vrna\_md\_defaults\_backbone\_length\_get* (C function), 304  
*vrna\_md\_defaults\_backtrack* (C function), 299  
*vrna\_md\_defaults\_backtrack\_get* (C function), 299  
*vrna\_md\_defaults\_backtrack\_type* (C function), 299  
*vrna\_md\_defaults\_backtrack\_type\_get* (C function), 299  
*vrna\_md\_defaults\_betaScale* (C function), 294  
*vrna\_md\_defaults\_betaScale\_get* (C function), 294  
*vrna\_md\_defaults\_circ* (C function), 297  
*vrna\_md\_defaults\_circ\_get* (C function), 297  
*vrna\_md\_defaults\_compute\_bpp* (C function), 299  
*vrna\_md\_defaults\_compute\_bpp\_get* (C function), 300  
*vrna\_md\_defaults\_cv\_fact* (C function), 302  
*vrna\_md\_defaults\_cv\_fact\_get* (C function), 302  
*vrna\_md\_defaults\_dangles* (C function), 294  
*vrna\_md\_defaults\_dangles\_get* (C function), 294  
*vrna\_md\_defaults\_energy\_set* (C function), 298  
*vrna\_md\_defaults\_energy\_set\_get* (C function), 298  
*vrna\_md\_defaults\_gquad* (C function), 297  
*vrna\_md\_defaults\_gquad\_get* (C function), 297  
*vrna\_md\_defaults\_helical\_rise* (C function), 304  
*vrna\_md\_defaults\_helical\_rise\_get* (C function), 304  
*vrna\_md\_defaults\_logML* (C function), 296  
*vrna\_md\_defaults\_logML\_get* (C function), 297  
*vrna\_md\_defaults\_max\_bp\_span* (C function), 300  
*vrna\_md\_defaults\_max\_bp\_span\_get* (C function), 300  
*vrna\_md\_defaults\_min\_loop\_size* (C function), 300  
*vrna\_md\_defaults\_min\_loop\_size\_get* (C function), 300  
*vrna\_md\_defaults\_nc\_fact* (C function), 302  
*vrna\_md\_defaults\_nc\_fact\_get* (C function), 303  
*vrna\_md\_defaults\_noGU* (C function), 296  
*vrna\_md\_defaults\_noGU\_get* (C function), 296  
*vrna\_md\_defaults\_noGUclosure* (C function), 296  
*vrna\_md\_defaults\_noGUclosure\_get* (C function), 296  
*vrna\_md\_defaults\_noLP* (C function), 295  
*vrna\_md\_defaults\_noLP\_get* (C function), 295  
*vrna\_md\_defaults\_oldAliEn* (C function), 301  
*vrna\_md\_defaults\_oldAliEn\_get* (C function), 301  
*vrna\_md\_defaults\_pf\_smooth* (C function), 294  
*vrna\_md\_defaults\_pf\_smooth\_get* (C function), 294  
*vrna\_md\_defaults\_reset* (C function), 293  
*vrna\_md\_defaults\_ribo* (C function), 302  
*vrna\_md\_defaults\_ribo\_get* (C function), 302  
*vrna\_md\_defaults\_salt* (C function), 303  
*vrna\_md\_defaults\_salt\_get* (C function), 303  
*vrna\_md\_defaults\_saltDPXInit* (C function), 304  
*vrna\_md\_defaults\_saltDPXInit\_get* (C function), 304  
*vrna\_md\_defaults\_saltDPXInitFact* (C function), 304  
*vrna\_md\_defaults\_saltDPXInitFact\_get* (C function), 304  
*vrna\_md\_defaults\_saltMLLower* (C function), 303  
*vrna\_md\_defaults\_saltMLLower\_get* (C function), 304  
*vrna\_md\_defaults\_saltMLUpper* (C function), 304  
*vrna\_md\_defaults\_saltMLUpper\_get* (C function), 304  
*vrna\_md\_defaults\_sfact* (C function), 303  
*vrna\_md\_defaults\_sfact\_get* (C function), 303  
*vrna\_md\_defaults\_special\_hp* (C function), 295  
*vrna\_md\_defaults\_special\_hp\_get* (C function), 295

- vrna\_md\_defaults\_temperature* (C function), 293  
*vrna\_md\_defaults\_temperature\_get* (C function), 294  
*vrna\_md\_defaults\_uniq\_ML* (C function), 298  
*vrna\_md\_defaults\_uniq\_ML\_get* (C function), 298  
*vrna\_md\_defaults\_window\_size* (C function), 301  
*vrna\_md\_defaults\_window\_size\_get* (C function), 301  
*vrna\_md\_option\_string* (C function), 293  
*vrna\_md\_s* (C struct), 307  
*vrna\_md\_s.alias* (C var), 310  
*vrna\_md\_s.backbone\_length* (C var), 311  
*vrna\_md\_s.backtrack* (C var), 309  
*vrna\_md\_s.backtrack\_type* (C var), 309  
*vrna\_md\_s.betaScale* (C var), 308  
*vrna\_md\_s.circ* (C var), 309  
*vrna\_md\_s.compute\_bpp* (C var), 309  
*vrna\_md\_s.cv\_fact* (C var), 310  
*vrna\_md\_s.dangles* (C var), 308  
*vrna\_md\_s.energy\_set* (C var), 309  
*vrna\_md\_s.gquad* (C var), 309  
*vrna\_md\_s.helical\_rise* (C var), 311  
*vrna\_md\_s.logML* (C var), 309  
*vrna\_md\_s.max\_bp\_span* (C var), 310  
*vrna\_md\_s.min\_loop\_size* (C var), 310  
*vrna\_md\_s.nc\_fact* (C var), 310  
*vrna\_md\_s.noGU* (C var), 309  
*vrna\_md\_s.noGUclosure* (C var), 309  
*vrna\_md\_s.noLP* (C var), 309  
*vrna\_md\_s.nonstandards* (C var), 309  
*vrna\_md\_s.oldAliEn* (C var), 310  
*vrna\_md\_s.pair* (C var), 310  
*vrna\_md\_s.pair\_dist* (C var), 310  
*vrna\_md\_s.pf\_smooth* (C var), 308  
*vrna\_md\_s.ribo* (C var), 310  
*vrna\_md\_s.rtype* (C var), 310  
*vrna\_md\_s.salt* (C var), 310  
*vrna\_md\_s.saltDPXInit* (C var), 310  
*vrna\_md\_s.saltDPXInitFact* (C var), 311  
*vrna\_md\_s.saltMLLower* (C var), 310  
*vrna\_md\_s.saltMLUpper* (C var), 310  
*vrna\_md\_s.sfact* (C var), 310  
*vrna\_md\_s.special\_hp* (C var), 309  
*vrna\_md\_s.temperature* (C var), 308  
*vrna\_md\_s.uniq\_ML* (C var), 309  
*vrna\_md\_s.window\_size* (C var), 310  
*vrna\_md\_set\_default* (C function), 292  
*vrna\_md\_set\_nonstandards* (C function), 293  
*vrna\_md\_t* (C type), 292  
*vrna\_md\_update* (C function), 292  
*vrna\_MEA* (C function), 445  
*vrna\_MEA\_from\_plist* (C function), 446  
*vrna\_mean\_bp\_distance* (C function), 400  
*vrna\_mean\_bp\_distance\_pr* (C function), 399  
*VRNA\_MEASURE\_SHANNON\_ENTROPY* (C macro), 520  
*vrna\_message\_constraint\_options* (C function), 342  
*vrna\_message\_constraint\_options\_all* (C function), 343  
*vrna\_message\_error* (C function), 618  
*vrna\_message\_info* (C function), 619  
*vrna\_message\_input\_msa* (C function), 620  
*vrna\_message\_input\_seq* (C function), 620  
*vrna\_message\_input\_seq\_simple* (C function), 620  
*vrna\_message\_verror* (C function), 618  
*vrna\_message\_vinfo* (C function), 620  
*vrna\_message\_vwarning* (C function), 619  
*vrna\_message\_warning* (C function), 619  
*vrna\_mfe* (C function), 369  
*vrna\_mfe\_dimer* (C function), 369  
*vrna\_mfe\_TwoD* (C function), 453  
*vrna\_mfe\_window* (C function), 380  
*vrna\_mfe\_window\_cb* (C function), 380  
*vrna\_mfe\_window\_f* (C type), 383  
*vrna\_mfe\_window\_zscore* (C function), 380  
*vrna\_mfe\_window\_zscore\_cb* (C function), 381  
*vrna\_mfe\_window\_zscore\_f* (C type), 383  
*VRNA\_MINIMIZER\_CONJUGATE\_FR* (C macro), 467  
*VRNA\_MINIMIZER\_CONJUGATE\_PR* (C macro), 467  
*VRNA\_MINIMIZER\_DEFAULT* (C macro), 467  
*VRNA\_MINIMIZER\_STEEPEST\_DESCENT* (C macro), 468  
*VRNA\_MINIMIZER\_VECTOR\_BFGS* (C macro), 467  
*VRNA\_MINIMIZER\_VECTOR\_BFGS2* (C macro), 467  
*vrna\_mkdir\_p* (C function), 538  
*VRNA\_MODEL\_BACKBONE\_LENGTH\_DNA* (C macro), 292  
*VRNA\_MODEL\_BACKBONE\_LENGTH\_RNA* (C macro), 292  
*VRNA\_MODEL\_DEFAULT\_ALI\_CV\_FACT* (C macro), 291  
*VRNA\_MODEL\_DEFAULT\_ALI\_NC\_FACT* (C macro), 291  
*VRNA\_MODEL\_DEFAULT\_ALI\_OLD\_EN* (C macro), 290  
*VRNA\_MODEL\_DEFAULT\_ALI\_RIBO* (C macro), 291  
*VRNA\_MODEL\_DEFAULT\_BACKBONE\_LENGTH* (C macro), 292  
*VRNA\_MODEL\_DEFAULT\_BACKTRACK* (C macro), 290  
*VRNA\_MODEL\_DEFAULT\_BACKTRACK\_TYPE* (C macro), 290  
*VRNA\_MODEL\_DEFAULT\_BETA\_SCALE* (C macro), 288  
*VRNA\_MODEL\_DEFAULT\_CIRC* (C macro), 289  
*VRNA\_MODEL\_DEFAULT\_COMPUTE\_BPP* (C macro), 290  
*VRNA\_MODEL\_DEFAULT\_DANGLES* (C macro), 288  
*VRNA\_MODEL\_DEFAULT\_ENERGY\_SET* (C macro), 289  
*VRNA\_MODEL\_DEFAULT\_GQUAD* (C macro), 289  
*VRNA\_MODEL\_DEFAULT\_HELICAL\_RISE* (C macro), 292  
*VRNA\_MODEL\_DEFAULT\_LOG\_ML* (C macro), 290  
*VRNA\_MODEL\_DEFAULT\_MAX\_BP\_SPAN* (C macro), 290  
*VRNA\_MODEL\_DEFAULT\_NO\_GU* (C macro), 289  
*VRNA\_MODEL\_DEFAULT\_NO\_GU\_CLOSURE* (C macro), 289  
*VRNA\_MODEL\_DEFAULT\_NO\_LP* (C macro), 289  
*VRNA\_MODEL\_DEFAULT\_PF\_SCALE* (C macro), 288  
*VRNA\_MODEL\_DEFAULT\_PF\_SMOOTH* (C macro), 291  
*VRNA\_MODEL\_DEFAULT\_SALT* (C macro), 291  
*VRNA\_MODEL\_DEFAULT\_SALT\_DPXINIT* (C macro), 291

VRNA\_MODEL\_DEFAULT\_SALT\_DPXINIT\_FACT (C macro), 291  
 VRNA\_MODEL\_DEFAULT\_SALT\_MLLOWER (C macro), 291  
 VRNA\_MODEL\_DEFAULT\_SALT\_MLUPPER (C macro), 291  
 VRNA\_MODEL\_DEFAULT\_SPECIAL\_HP (C macro), 288  
 VRNA\_MODEL\_DEFAULT\_TEMPERATURE (C macro), 288  
 VRNA\_MODEL\_DEFAULT\_UNIQ\_ML (C macro), 289  
 VRNA\_MODEL\_DEFAULT\_WINDOW\_SIZE (C macro), 290  
 VRNA\_MODEL\_HELICAL\_RISE\_DNA (C macro), 292  
 VRNA\_MODEL\_HELICAL\_RISE\_RNA (C macro), 292  
 VRNA\_MODEL\_SALT\_DPXINIT\_FACT\_DNA (C macro), 291  
 VRNA\_MODEL\_SALT\_DPXINIT\_FACT\_RNA (C macro), 291  
 vrna\_move\_apply (C function), 353  
 vrna\_move\_apply\_db (C function), 353  
 vrna\_move\_compare (C function), 353  
 vrna\_move\_init (C function), 352  
 vrna\_move\_is\_insertion (C function), 353  
 vrna\_move\_is\_removal (C function), 353  
 vrna\_move\_is\_shift (C function), 353  
 vrna\_move\_list\_free (C function), 352  
 vrna\_move\_neighbor\_diff (C function), 355  
 vrna\_move\_neighbor\_diff\_cb (C function), 355  
 VRNA\_MOVE\_NO\_APPLY (C macro), 351  
 vrna\_move\_s (C struct), 356  
 vrna\_move\_s.next (C var), 356  
 vrna\_move\_s.pos\_3 (C var), 356  
 vrna\_move\_s.pos\_5 (C var), 356  
 vrna\_move\_t (C type), 352  
 vrna\_move\_update\_f (C type), 352  
 VRNA\_MOVESET\_DEFAULT (C macro), 351  
 VRNA\_MOVESET\_DELETION (C macro), 350  
 VRNA\_MOVESET\_INSERTION (C macro), 350  
 VRNA\_MOVESET\_NO\_LP (C macro), 351  
 VRNA\_MOVESET\_SHIFT (C macro), 351  
 vrna\_msa\_add (C function), 489  
 vrna\_msa\_t (C type), 487  
 vrna\_multimer\_pf\_s (C struct), 392  
 vrna\_multimer\_pf\_s.F\_connected (C var), 392  
 vrna\_multimer\_pf\_s.F\_monomers (C var), 392  
 vrna\_multimer\_pf\_s.num\_monomers (C var), 392  
 vrna\_mx\_add (C function), 583  
 vrna\_mx\_mfe\_add (C function), 583  
 vrna\_mx\_mfe\_free (C function), 583  
 vrna\_mx\_mfe\_s (C struct), 584  
 vrna\_mx\_mfe\_s.c (C var), 584  
 vrna\_mx\_mfe\_s.c\_local (C var), 585  
 vrna\_mx\_mfe\_s.E\_C (C var), 586  
 vrna\_mx\_mfe\_s.E\_C\_rem (C var), 588  
 vrna\_mx\_mfe\_s.E\_F3 (C var), 586  
 vrna\_mx\_mfe\_s.E\_F3\_rem (C var), 588  
 vrna\_mx\_mfe\_s.E\_F5 (C var), 586  
 vrna\_mx\_mfe\_s.E\_F5\_rem (C var), 588  
 vrna\_mx\_mfe\_s.E\_Fc (C var), 587  
 vrna\_mx\_mfe\_s.E\_Fc\_rem (C var), 588  
 vrna\_mx\_mfe\_s.E\_FcH (C var), 587  
 vrna\_mx\_mfe\_s.E\_FcH\_rem (C var), 588  
 vrna\_mx\_mfe\_s.E\_FcI (C var), 587  
 vrna\_mx\_mfe\_s.E\_FcI\_rem (C var), 588  
 vrna\_mx\_mfe\_s.E\_FcM (C var), 588  
 vrna\_mx\_mfe\_s.E\_FcM\_rem (C var), 588  
 vrna\_mx\_mfe\_s.E\_M (C var), 586  
 vrna\_mx\_mfe\_s.E\_M1 (C var), 587  
 vrna\_mx\_mfe\_s.E\_M1\_rem (C var), 588  
 vrna\_mx\_mfe\_s.E\_M2 (C var), 587  
 vrna\_mx\_mfe\_s.E\_M2\_rem (C var), 588  
 vrna\_mx\_mfe\_s.E\_M\_rem (C var), 588  
 vrna\_mx\_mfe\_s.f3 (C var), 584  
 vrna\_mx\_mfe\_s.f3\_local (C var), 585  
 vrna\_mx\_mfe\_s.f5 (C var), 584  
 vrna\_mx\_mfe\_s.Fc (C var), 585  
 vrna\_mx\_mfe\_s.FcH (C var), 585  
 vrna\_mx\_mfe\_s.FcI (C var), 585  
 vrna\_mx\_mfe\_s.FcM (C var), 585  
 vrna\_mx\_mfe\_s.fM1 (C var), 585  
 vrna\_mx\_mfe\_s.fM2 (C var), 585  
 vrna\_mx\_mfe\_s.fML (C var), 585  
 vrna\_mx\_mfe\_s.fML\_local (C var), 585  
 vrna\_mx\_mfe\_s.fms3 (C var), 584  
 vrna\_mx\_mfe\_s.fms5 (C var), 584  
 vrna\_mx\_mfe\_s.ggg (C var), 585  
 vrna\_mx\_mfe\_s.ggg\_local (C var), 585  
 vrna\_mx\_mfe\_s.k\_max\_C (C var), 586  
 vrna\_mx\_mfe\_s.k\_max\_F3 (C var), 586  
 vrna\_mx\_mfe\_s.k\_max\_F5 (C var), 586  
 vrna\_mx\_mfe\_s.k\_max\_Fc (C var), 587  
 vrna\_mx\_mfe\_s.k\_max\_FcH (C var), 587  
 vrna\_mx\_mfe\_s.k\_max\_FcI (C var), 588  
 vrna\_mx\_mfe\_s.k\_max\_FcM (C var), 588  
 vrna\_mx\_mfe\_s.k\_max\_M (C var), 586  
 vrna\_mx\_mfe\_s.k\_max\_M1 (C var), 587  
 vrna\_mx\_mfe\_s.k\_max\_M2 (C var), 587  
 vrna\_mx\_mfe\_s.k\_min\_C (C var), 586  
 vrna\_mx\_mfe\_s.k\_min\_F3 (C var), 586  
 vrna\_mx\_mfe\_s.k\_min\_F5 (C var), 586  
 vrna\_mx\_mfe\_s.k\_min\_Fc (C var), 587  
 vrna\_mx\_mfe\_s.k\_min\_FcH (C var), 587  
 vrna\_mx\_mfe\_s.k\_min\_FcI (C var), 588  
 vrna\_mx\_mfe\_s.k\_min\_FcM (C var), 588  
 vrna\_mx\_mfe\_s.k\_min\_M (C var), 586  
 vrna\_mx\_mfe\_s.k\_min\_M1 (C var), 587  
 vrna\_mx\_mfe\_s.k\_min\_M2 (C var), 587  
 vrna\_mx\_mfe\_s.l\_max\_C (C var), 586  
 vrna\_mx\_mfe\_s.l\_max\_F3 (C var), 586  
 vrna\_mx\_mfe\_s.l\_max\_F5 (C var), 586  
 vrna\_mx\_mfe\_s.l\_max\_Fc (C var), 587  
 vrna\_mx\_mfe\_s.l\_max\_FcH (C var), 587  
 vrna\_mx\_mfe\_s.l\_max\_FcI (C var), 587  
 vrna\_mx\_mfe\_s.l\_max\_FcM (C var), 588  
 vrna\_mx\_mfe\_s.l\_max\_M (C var), 586  
 vrna\_mx\_mfe\_s.l\_max\_M1 (C var), 587  
 vrna\_mx\_mfe\_s.l\_max\_M2 (C var), 587  
 vrna\_mx\_mfe\_s.l\_min\_C (C var), 586



vrna\_mx\_mfe\_s.l\_min\_F3 (C var), 586  
 vrna\_mx\_mfe\_s.l\_min\_F5 (C var), 586  
 vrna\_mx\_mfe\_s.l\_min\_Fc (C var), 587  
 vrna\_mx\_mfe\_s.l\_min\_FcH (C var), 587  
 vrna\_mx\_mfe\_s.l\_min\_FcI (C var), 587  
 vrna\_mx\_mfe\_s.l\_min\_FcM (C var), 588  
 vrna\_mx\_mfe\_s.l\_min\_M (C var), 586  
 vrna\_mx\_mfe\_s.l\_min\_M1 (C var), 587  
 vrna\_mx\_mfe\_s.l\_min\_M2 (C var), 587  
 vrna\_mx\_mfe\_s.length (C var), 584  
 vrna\_mx\_mfe\_s.strands (C var), 584  
 vrna\_mx\_mfe\_s.type (C var), 584  
 vrna\_mx\_mfe\_s.[anonymous] (C var), 588  
 vrna\_mx\_mfe\_t (C type), 582  
 vrna\_mx\_pf\_add (C function), 583  
 vrna\_mx\_pf\_aux\_el\_t (C type), 228  
 vrna\_mx\_pf\_aux\_ml\_t (C type), 234  
 vrna\_mx\_pf\_free (C function), 583  
 vrna\_mx\_pf\_s (C struct), 588  
 vrna\_mx\_pf\_s.expMLbase (C var), 589  
 vrna\_mx\_pf\_s.G (C var), 589  
 vrna\_mx\_pf\_s.G\_local (C var), 590  
 vrna\_mx\_pf\_s.k\_max\_Q (C var), 590  
 vrna\_mx\_pf\_s.k\_max\_Q\_B (C var), 591  
 vrna\_mx\_pf\_s.k\_max\_Q\_c (C var), 591  
 vrna\_mx\_pf\_s.k\_max\_Q\_cH (C var), 592  
 vrna\_mx\_pf\_s.k\_max\_Q\_cI (C var), 592  
 vrna\_mx\_pf\_s.k\_max\_Q\_cM (C var), 592  
 vrna\_mx\_pf\_s.k\_max\_Q\_M (C var), 591  
 vrna\_mx\_pf\_s.k\_max\_Q\_M1 (C var), 591  
 vrna\_mx\_pf\_s.k\_max\_Q\_M2 (C var), 591  
 vrna\_mx\_pf\_s.k\_min\_Q (C var), 590  
 vrna\_mx\_pf\_s.k\_min\_Q\_B (C var), 591  
 vrna\_mx\_pf\_s.k\_min\_Q\_c (C var), 591  
 vrna\_mx\_pf\_s.k\_min\_Q\_cH (C var), 592  
 vrna\_mx\_pf\_s.k\_min\_Q\_cI (C var), 592  
 vrna\_mx\_pf\_s.k\_min\_Q\_cM (C var), 592  
 vrna\_mx\_pf\_s.k\_min\_Q\_M (C var), 591  
 vrna\_mx\_pf\_s.k\_min\_Q\_M1 (C var), 591  
 vrna\_mx\_pf\_s.k\_min\_Q\_M2 (C var), 591  
 vrna\_mx\_pf\_s.l\_max\_Q (C var), 590  
 vrna\_mx\_pf\_s.l\_max\_Q\_B (C var), 591  
 vrna\_mx\_pf\_s.l\_max\_Q\_c (C var), 591  
 vrna\_mx\_pf\_s.l\_max\_Q\_cH (C var), 592  
 vrna\_mx\_pf\_s.l\_max\_Q\_cI (C var), 592  
 vrna\_mx\_pf\_s.l\_max\_Q\_cM (C var), 592  
 vrna\_mx\_pf\_s.l\_max\_Q\_M (C var), 591  
 vrna\_mx\_pf\_s.l\_max\_Q\_M1 (C var), 591  
 vrna\_mx\_pf\_s.l\_max\_Q\_M2 (C var), 591  
 vrna\_mx\_pf\_s.l\_min\_Q (C var), 590  
 vrna\_mx\_pf\_s.l\_min\_Q\_B (C var), 590  
 vrna\_mx\_pf\_s.l\_min\_Q\_c (C var), 591  
 vrna\_mx\_pf\_s.l\_min\_Q\_cH (C var), 592  
 vrna\_mx\_pf\_s.l\_min\_Q\_cI (C var), 592  
 vrna\_mx\_pf\_s.l\_min\_Q\_cM (C var), 592  
 vrna\_mx\_pf\_s.l\_min\_Q\_M (C var), 591  
 vrna\_mx\_pf\_s.l\_min\_Q\_M1 (C var), 591  
 vrna\_mx\_pf\_s.l\_min\_Q\_M2 (C var), 591  
 vrna\_mx\_pf\_s.length (C var), 589  
 vrna\_mx\_pf\_s.pR (C var), 590  
 vrna\_mx\_pf\_s.probs (C var), 589  
 vrna\_mx\_pf\_s.Q (C var), 590  
 vrna\_mx\_pf\_s.q (C var), 589  
 vrna\_mx\_pf\_s.q1k (C var), 589  
 vrna\_mx\_pf\_s.q2l (C var), 590  
 vrna\_mx\_pf\_s.Q\_B (C var), 590  
 vrna\_mx\_pf\_s.Q\_B\_rem (C var), 592  
 vrna\_mx\_pf\_s.Q\_c (C var), 591  
 vrna\_mx\_pf\_s.Q\_c\_rem (C var), 592  
 vrna\_mx\_pf\_s.Q\_cH (C var), 592  
 vrna\_mx\_pf\_s.Q\_cH\_rem (C var), 592  
 vrna\_mx\_pf\_s.Q\_cI (C var), 592  
 vrna\_mx\_pf\_s.Q\_cI\_rem (C var), 592  
 vrna\_mx\_pf\_s.Q\_cM (C var), 592  
 vrna\_mx\_pf\_s.Q\_cM\_rem (C var), 593  
 vrna\_mx\_pf\_s.q\_local (C var), 590  
 vrna\_mx\_pf\_s.Q\_M (C var), 591  
 vrna\_mx\_pf\_s.Q\_M1 (C var), 591  
 vrna\_mx\_pf\_s.Q\_M1\_rem (C var), 592  
 vrna\_mx\_pf\_s.Q\_M2 (C var), 591  
 vrna\_mx\_pf\_s.Q\_M2\_rem (C var), 592  
 vrna\_mx\_pf\_s.Q\_M\_rem (C var), 592  
 vrna\_mx\_pf\_s.Q\_rem (C var), 592  
 vrna\_mx\_pf\_s.qb (C var), 589  
 vrna\_mx\_pf\_s.qb\_local (C var), 590  
 vrna\_mx\_pf\_s.qho (C var), 589  
 vrna\_mx\_pf\_s.QI5 (C var), 590  
 vrna\_mx\_pf\_s.qio (C var), 589  
 vrna\_mx\_pf\_s.qln (C var), 589  
 vrna\_mx\_pf\_s.qm (C var), 589  
 vrna\_mx\_pf\_s.qm1 (C var), 589  
 vrna\_mx\_pf\_s.qm2 (C var), 589  
 vrna\_mx\_pf\_s.qm2\_local (C var), 590  
 vrna\_mx\_pf\_s.qm\_local (C var), 590  
 vrna\_mx\_pf\_s.qmb (C var), 590  
 vrna\_mx\_pf\_s.qmo (C var), 589  
 vrna\_mx\_pf\_s.qo (C var), 589  
 vrna\_mx\_pf\_s.scale (C var), 589  
 vrna\_mx\_pf\_s.type (C var), 589  
 vrna\_mx\_pf\_s.[anonymous] (C var), 593  
 vrna\_mx\_pf\_t (C type), 582  
 vrna\_mx\_prepare (C function), 583  
 vrna\_mx\_type\_e (C enum), 582  
 vrna\_mx\_type\_e.VRNA\_MX\_2DFOLD (C enumerator),  
 582  
 vrna\_mx\_type\_e.VRNA\_MX\_DEFAULT (C enumerator),  
 582  
 vrna\_mx\_type\_e.VRNA\_MX\_WINDOW (C enumerator),  
 582  
 vrna\_n\_multichoose\_k (C function), 567  
 VRNA\_NEIGHBOR\_CHANGE (C macro), 351  
 VRNA\_NEIGHBOR\_INVALID (C macro), 351  
 VRNA\_NEIGHBOR\_NEW (C macro), 351  
 vrna\_neighbors (C function), 354  
 vrna\_neighbors\_successive (C function), 354  
 vrna\_nucleotide\_decode (C function), 489

- vrna\_nucleotide\_encode (C function), 488  
 vrna\_nucleotide\_IUPAC\_identity (C function), 488  
 VRNA\_OBJECTIVE\_FUNCTION\_ABSOLUTE (C macro), 467  
 VRNA\_OBJECTIVE\_FUNCTION\_QUADRATIC (C macro), 467  
 VRNA\_OPTION\_DEFAULT (C macro), 569  
 VRNA\_OPTION\_EVAL\_ONLY (C macro), 569  
 VRNA\_OPTION\_F3 (C macro), 570  
 VRNA\_OPTION\_F5 (C macro), 570  
 VRNA\_OPTION\_HYBRID (C macro), 569  
 VRNA\_OPTION\_MFE (C macro), 569  
 VRNA\_OPTION\_MULTILINE (C macro), 525  
 VRNA\_OPTION\_PF (C macro), 569  
 VRNA\_OPTION\_WINDOW (C macro), 569  
 VRNA\_OPTION\_WINDOW\_F3 (C macro), 570  
 VRNA\_OPTION\_WINDOW\_F5 (C macro), 570  
 vrna\_ostream\_free (C function), 609  
 vrna\_ostream\_init (C function), 608  
 vrna\_ostream\_provide (C function), 609  
 vrna\_ostream\_request (C function), 609  
 vrna\_ostream\_t (C type), 605  
 vrna\_ostream\_threadsafe (C function), 609  
 vrna\_pairing\_probs (C function), 399  
 vrna\_param\_s (C struct), 272  
 vrna\_param\_s.bulge (C var), 272  
 vrna\_param\_s.dangle3 (C var), 273  
 vrna\_param\_s.dangle5 (C var), 273  
 vrna\_param\_s.DuplexInit (C var), 273  
 vrna\_param\_s.gquad (C var), 274  
 vrna\_param\_s.gquadLayerMismatch (C var), 274  
 vrna\_param\_s.gquadLayerMismatchMax (C var), 274  
 vrna\_param\_s.hairpin (C var), 272  
 vrna\_param\_s.Hexaloop\_E (C var), 273  
 vrna\_param\_s.Hexaloops (C var), 274  
 vrna\_param\_s.id (C var), 272  
 vrna\_param\_s.int11 (C var), 273  
 vrna\_param\_s.int21 (C var), 273  
 vrna\_param\_s.int22 (C var), 273  
 vrna\_param\_s.internal\_loop (C var), 272  
 vrna\_param\_s.lxc (C var), 273  
 vrna\_param\_s.mismatchInI (C var), 273  
 vrna\_param\_s.mismatch23I (C var), 273  
 vrna\_param\_s.mismatchExt (C var), 273  
 vrna\_param\_s.mismatchH (C var), 273  
 vrna\_param\_s.mismatchI (C var), 273  
 vrna\_param\_s.mismatchM (C var), 273  
 vrna\_param\_s.MLbase (C var), 273  
 vrna\_param\_s.MLclosing (C var), 273  
 vrna\_param\_s.MLintern (C var), 273  
 vrna\_param\_s.model\_details (C var), 274  
 vrna\_param\_s.MultipleCA (C var), 274  
 vrna\_param\_s.MultipleCB (C var), 274  
 vrna\_param\_s.ninio (C var), 273  
 vrna\_param\_s.param\_file (C var), 274  
 vrna\_param\_s.SaltDPXInit (C var), 274  
 vrna\_param\_s.SaltLoop (C var), 274  
 vrna\_param\_s.SaltLoopDbl (C var), 274  
 vrna\_param\_s.SaltMLbase (C var), 274  
 vrna\_param\_s.SaltMLclosing (C var), 274  
 vrna\_param\_s.SaltMLintern (C var), 274  
 vrna\_param\_s.SaltStack (C var), 274  
 vrna\_param\_s.stack (C var), 272  
 vrna\_param\_s.temperature (C var), 274  
 vrna\_param\_s.TerminalAU (C var), 273  
 vrna\_param\_s.Tetraloop\_E (C var), 273  
 vrna\_param\_s.Tetraloops (C var), 273  
 vrna\_param\_s.Triloop\_E (C var), 273  
 vrna\_param\_s.Triloops (C var), 273  
 vrna\_param\_s.TripleC (C var), 274  
 vrna\_param\_t (C type), 265  
 VRNA\_PARAMETER\_FORMAT\_DEFAULT (C macro), 255  
 vrna\_params (C function), 266  
 vrna\_params\_copy (C function), 266  
 vrna\_params\_load (C function), 257  
 vrna\_params\_load\_defaults (C function), 258  
 vrna\_params\_load\_DNA\_Mathews1999 (C function), 261  
 vrna\_params\_load\_DNA\_Mathews2004 (C function), 260  
 vrna\_params\_load\_from\_string (C function), 257  
 vrna\_params\_load\_RNA\_Andronescu2007 (C function), 259  
 vrna\_params\_load\_RNA\_Langdon2018 (C function), 259  
 vrna\_params\_load\_RNA\_misc\_special\_hairpins (C function), 260  
 vrna\_params\_load\_RNA\_Turner1999 (C function), 259  
 vrna\_params\_load\_RNA\_Turner2004 (C function), 258  
 vrna\_params\_prepare (C function), 270  
 vrna\_params\_reset (C function), 269  
 vrna\_params\_save (C function), 257  
 vrna\_params\_subst (C function), 267  
 vrna\_path (C function), 365  
 VRNA\_PATH\_DEFAULT (C macro), 364  
 vrna\_path\_direct (C function), 363  
 vrna\_path\_direct\_ub (C function), 363  
 vrna\_path\_findpath (C function), 361  
 vrna\_path\_findpath\_saddle (C function), 359  
 vrna\_path\_findpath\_saddle\_ub (C function), 360  
 vrna\_path\_findpath\_ub (C function), 361  
 vrna\_path\_free (C function), 358  
 vrna\_path\_gradient (C function), 365  
 VRNA\_PATH\_NO\_TRANSITION\_OUTPUT (C macro), 364  
 vrna\_path\_options\_findpath (C function), 362  
 vrna\_path\_options\_free (C function), 358  
 vrna\_path\_options\_t (C type), 357  
 vrna\_path\_random (C function), 366  
 VRNA\_PATH\_RANDOM (C macro), 364  
 vrna\_path\_s (C struct), 358  
 vrna\_path\_s.en (C var), 359  
 vrna\_path\_s.move (C var), 359

- vrna\_path\_s.s (C var), 359  
 vrna\_path\_s.type (C var), 359  
 VRNA\_PATH\_STEEPEST\_DESCENT (C macro), 364  
 vrna\_path\_t (C type), 357  
 VRNA\_PATH\_TYPE\_DOT\_BRACKET (C macro), 357  
 VRNA\_PATH\_TYPE\_MOVES (C macro), 357  
 vrna\_pbacktrack (C function), 431  
 vrna\_pbacktrack5 (C function), 425  
 vrna\_pbacktrack5\_cb (C function), 427  
 vrna\_pbacktrack5\_num (C function), 426  
 vrna\_pbacktrack5\_resume (C function), 428  
 vrna\_pbacktrack5\_resume\_cb (C function), 430  
 vrna\_pbacktrack5\_TwoD (C function), 462  
 vrna\_pbacktrack\_cb (C function), 433  
 VRNA\_PBACKTRACK\_DEFAULT (C macro), 424  
 vrna\_pbacktrack\_mem\_free (C function), 444  
 vrna\_pbacktrack\_mem\_t (C type), 425  
 VRNA\_PBACKTRACK\_NON\_REDUNDANT (C macro), 424  
 vrna\_pbacktrack\_num (C function), 432  
 vrna\_pbacktrack\_resume (C function), 434  
 vrna\_pbacktrack\_resume\_cb (C function), 436  
 vrna\_pbacktrack\_sub (C function), 437  
 vrna\_pbacktrack\_sub\_cb (C function), 439  
 vrna\_pbacktrack\_sub\_num (C function), 438  
 vrna\_pbacktrack\_sub\_resume (C function), 440  
 vrna\_pbacktrack\_sub\_resume\_cb (C function), 442  
 vrna\_pbacktrack\_TwoD (C function), 462  
 vrna\_pf (C function), 388  
 vrna\_pf\_add (C function), 389  
 vrna\_pf\_alifold (C function), 390  
 vrna\_pf\_circalifold (C function), 390  
 vrna\_pf\_circfold (C function), 389  
 vrna\_pf\_co\_fold (C function), 391, 449  
 vrna\_pf\_dimer (C function), 388  
 vrna\_pf\_dimer\_concentrations (C function), 448  
 vrna\_pf\_dimer\_probs (C function), 402  
 vrna\_pf\_float\_precision (C function), 420  
 vrna\_pf\_fold (C function), 389  
 vrna\_pf\_substrands (C function), 389  
 vrna\_pf\_TwoD (C function), 460  
 vrna\_pfl\_fold (C function), 394  
 vrna\_pfl\_fold\_cb (C function), 394  
 vrna\_pfl\_fold\_up (C function), 395  
 vrna\_pfl\_fold\_up\_cb (C function), 395  
 vrna\_pinfo\_s (C struct), 524  
 vrna\_pinfo\_s.bp (C var), 525  
 vrna\_pinfo\_s.comp (C var), 525  
 vrna\_pinfo\_s.ent (C var), 525  
 vrna\_pinfo\_s.i (C var), 525  
 vrna\_pinfo\_s.j (C var), 525  
 vrna\_pinfo\_s.p (C var), 525  
 vrna\_pinfo\_t (C type), 521  
 vrna\_pk\_plex (C function), 473  
 vrna\_pk\_plex\_accessibility (C function), 474  
 vrna\_pk\_plex\_opt (C function), 474  
 vrna\_pk\_plex\_opt\_defaults (C function), 474  
 vrna\_pk\_plex\_opt\_fun (C function), 474  
 vrna\_pk\_plex\_opt\_t (C type), 473  
 vrna\_pk\_plex\_result\_s (C struct), 475  
 vrna\_pk\_plex\_result\_s.dG1 (C var), 475  
 vrna\_pk\_plex\_result\_s.dG2 (C var), 475  
 vrna\_pk\_plex\_result\_s.dGint (C var), 475  
 vrna\_pk\_plex\_result\_s.dGpk (C var), 475  
 vrna\_pk\_plex\_result\_s.end\_3 (C var), 476  
 vrna\_pk\_plex\_result\_s.end\_5 (C var), 475  
 vrna\_pk\_plex\_result\_s.energy (C var), 475  
 vrna\_pk\_plex\_result\_s.start\_3 (C var), 476  
 vrna\_pk\_plex\_result\_s.start\_5 (C var), 475  
 vrna\_pk\_plex\_result\_s.structure (C var), 475  
 vrna\_pk\_plex\_score\_f (C type), 472  
 vrna\_pk\_plex\_t (C type), 473  
 vrna\_plist (C function), 506  
 vrna\_plist\_from\_probs (C function), 392  
 vrna\_plist\_t (C type), 610  
 VRNA\_PLIST\_TYPE\_BASEPAIR (C macro), 505  
 VRNA\_PLIST\_TYPE\_GQUAD (C macro), 505  
 VRNA\_PLIST\_TYPE\_H\_MOTIF (C macro), 505  
 VRNA\_PLIST\_TYPE\_I\_MOTIF (C macro), 505  
 VRNA\_PLIST\_TYPE\_STACK (C macro), 505  
 VRNA\_PLIST\_TYPE\_TRIPLE (C macro), 505  
 VRNA\_PLIST\_TYPE\_UD\_MOTIF (C macro), 505  
 VRNA\_PLIST\_TYPE\_UNPAIRED (C macro), 505  
 vrna\_plot\_coords (C function), 543  
 vrna\_plot\_coords\_circular (C function), 545  
 vrna\_plot\_coords\_circular\_pt (C function), 546  
 vrna\_plot\_coords\_pt (C function), 544  
 vrna\_plot\_coords\_puzzler (C function), 547  
 vrna\_plot\_coords\_puzzler\_pt (C function), 547  
 vrna\_plot\_coords\_simple (C function), 544  
 vrna\_plot\_coords\_simple\_pt (C function), 545  
 vrna\_plot\_coords\_turtle (C function), 548  
 vrna\_plot\_coords\_turtle\_pt (C function), 549  
 vrna\_plot\_dp\_EPS (C function), 553  
 vrna\_plot\_dp\_PS\_list (C function), 553  
 vrna\_plot\_layout (C function), 540  
 vrna\_plot\_layout\_circular (C function), 541  
 vrna\_plot\_layout\_free (C function), 543  
 vrna\_plot\_layout\_puzzler (C function), 542  
 vrna\_plot\_layout\_s (C struct), 550  
 vrna\_plot\_layout\_s.arcs (C var), 550  
 vrna\_plot\_layout\_s.bbox (C var), 550  
 vrna\_plot\_layout\_s.length (C var), 550  
 vrna\_plot\_layout\_s.x (C var), 550  
 vrna\_plot\_layout\_s.y (C var), 550  
 vrna\_plot\_layout\_simple (C function), 541  
 vrna\_plot\_layout\_t (C type), 540  
 vrna\_plot\_layout\_turtle (C function), 542  
 vrna\_plot\_options\_puzzler (C function), 548  
 vrna\_plot\_options\_puzzler\_free (C function), 548  
 vrna\_plot\_options\_puzzler\_t (C struct), 550  
 vrna\_plot\_options\_puzzler\_t.allowFlipping (C var), 551  
 vrna\_plot\_options\_puzzler\_t.checkAncestorIntersections (C var), 550

vrna\_plot\_options\_puzzler\_t.checkExteriorIntersections (C function), 488  
 (C var), 550  
 vrna\_plot\_options\_puzzler\_t.checkSiblingIntersections (C function), 488  
 (C var), 550  
 vrna\_plot\_options\_puzzler\_t.config (C var), 551  
 vrna\_plot\_options\_puzzler\_t.drawArcs (C function), 550  
 vrna\_plot\_options\_puzzler\_t.filename (C var), 551  
 vrna\_plot\_options\_puzzler\_t.maximumNumberOfChangesAllowed (C var), 551  
 vrna\_plot\_options\_puzzler\_t.numberOfChangesAppliedToConfig (C var), 551  
 vrna\_plot\_options\_puzzler\_t.optimize (C var), 551  
 vrna\_plot\_options\_puzzler\_t.paired (C var), 550  
 vrna\_plot\_options\_puzzler\_t.psNumber (C var), 551  
 vrna\_plot\_options\_puzzler\_t.unpaired (C var), 550  
 VRNA\_PLOT\_PROBABILITIES\_ACC (C macro), 552  
 VRNA\_PLOT\_PROBABILITIES\_BP (C macro), 552  
 VRNA\_PLOT\_PROBABILITIES\_DEFAULT (C macro), 552  
 VRNA\_PLOT\_PROBABILITIES\_SC\_BP (C macro), 552  
 VRNA\_PLOT\_PROBABILITIES\_SC\_MOTIF (C macro), 552  
 VRNA\_PLOT\_PROBABILITIES\_SC\_UP (C macro), 552  
 VRNA\_PLOT\_PROBABILITIES\_SD (C macro), 552  
 VRNA\_PLOT\_PROBABILITIES\_UD (C macro), 552  
 VRNA\_PLOT\_PROBABILITIES\_UD\_LIN (C macro), 552  
 VRNA\_PLOT\_TYPE\_CIRCULAR (C macro), 540  
 VRNA\_PLOT\_TYPE\_DEFAULT (C macro), 540  
 VRNA\_PLOT\_TYPE\_NAVIEW (C macro), 539  
 VRNA\_PLOT\_TYPE\_PUZZLER (C macro), 540  
 VRNA\_PLOT\_TYPE\_SIMPLE (C macro), 539  
 VRNA\_PLOT\_TYPE\_TURTLE (C macro), 540  
 vrna\_positional\_entropy (C function), 401  
 vrna\_pr\_energy (C function), 403  
 vrna\_pr\_structure (C function), 403  
 vrna\_probs\_window (C function), 393  
 VRNA\_PROBS\_WINDOW\_BPP (C macro), 396  
 vrna\_probs\_window\_f (C type), 398  
 VRNA\_PROBS\_WINDOW\_PF (C macro), 397  
 VRNA\_PROBS\_WINDOW\_STACKP (C macro), 396  
 VRNA\_PROBS\_WINDOW\_UP (C macro), 396  
 VRNA\_PROBS\_WINDOW\_UP\_SPLIT (C macro), 397  
 vrna\_pscore (C function), 521  
 vrna\_pscore\_freq (C function), 521  
 vrna\_pt\_ali\_get (C function), 504  
 vrna\_pt\_pk\_get (C function), 504  
 vrna\_pt\_pk\_remove (C function), 504  
 vrna\_pt\_snoop\_get (C function), 504  
 vrna\_ptable (C function), 503  
 vrna\_ptable\_copy (C function), 504  
 vrna\_ptable\_from\_string (C function), 503  
 vrna\_ptypes\_prepare (C function), 488  
 vrna\_random\_string (C function), 495  
 vrna\_read\_line (C function), 538  
 vrna\_realloc (C function), 625  
 vrna\_recursion\_status\_f (C type), 571  
 vrna\_refBPCnt\_matrix (C function), 517  
 vrna\_refBPdist\_matrix (C function), 517  
 vrna\_rotational\_symmetry (C function), 564  
 vrna\_rotational\_symmetry\_db (C function), 565  
 vrna\_rotational\_symmetry\_db\_pos (C function), 566  
 vrna\_rotational\_symmetry\_num (C function), 563  
 vrna\_rotational\_symmetry\_pos (C function), 565  
 vrna\_rotational\_symmetry\_pos\_num (C function), 563  
 vrna\_salt\_duplex\_init (C function), 254  
 vrna\_salt\_loop (C function), 253  
 vrna\_salt\_loop\_int (C function), 253  
 vrna\_salt\_ml (C function), 254  
 vrna\_salt\_stack (C function), 253  
 vrna\_sc\_add\_bp (C function), 331  
 vrna\_sc\_add\_bt (C function), 334  
 vrna\_sc\_add\_data (C function), 333  
 vrna\_sc\_add\_exp\_f (C function), 334  
 vrna\_sc\_add\_f (C function), 333  
 vrna\_sc\_add\_hi\_motif (C function), 470  
 vrna\_sc\_add\_SHAPE\_deigan (C function), 464  
 vrna\_sc\_add\_SHAPE\_deigan\_ali (C function), 465  
 vrna\_sc\_add\_SHAPE\_zarringhalam (C function), 466  
 vrna\_sc\_add\_up (C function), 332  
 vrna\_sc\_bt\_f (C type), 329  
 vrna\_sc\_exp\_f (C type), 329  
 vrna\_sc\_f (C type), 328  
 vrna\_sc\_free (C function), 333  
 vrna\_sc\_init (C function), 330  
 vrna\_sc\_ligand\_detect\_motifs (C function), 471  
 vrna\_sc\_ligand\_get\_all\_motifs (C function), 471  
 vrna\_sc\_minimize\_pertubation (C function), 468  
 vrna\_sc\_mod (C function), 483  
 vrna\_sc\_mod\_7DA (C function), 485  
 VRNA\_SC\_MOD\_CHECK\_FALLBACK (C macro), 480  
 VRNA\_SC\_MOD\_CHECK\_UNMOD (C macro), 480  
 VRNA\_SC\_MOD\_DEFAULT (C macro), 480  
 vrna\_sc\_mod\_dihydrouridine (C function), 486  
 vrna\_sc\_mod\_inosine (C function), 484  
 vrna\_sc\_mod\_json (C function), 482  
 vrna\_sc\_mod\_jsonfile (C function), 482  
 vrna\_sc\_mod\_m6A (C function), 483  
 vrna\_sc\_mod\_param\_t (C type), 481  
 vrna\_sc\_mod\_parameters\_free (C function), 481  
 vrna\_sc\_mod\_pseudouridine (C function), 484  
 vrna\_sc\_mod\_purine (C function), 486  
 vrna\_sc\_mod\_read\_from\_json (C function), 481  
 vrna\_sc\_mod\_read\_from\_jsonfile (C function), 481  
 VRNA\_SC\_MOD\_SILENT (C macro), 480

vrna\_sc\_motif\_s (C struct), 471  
 vrna\_sc\_motif\_s.i (C var), 472  
 vrna\_sc\_motif\_s.j (C var), 472  
 vrna\_sc\_motif\_s.k (C var), 472  
 vrna\_sc\_motif\_s.l (C var), 472  
 vrna\_sc\_motif\_s.number (C var), 472  
 vrna\_sc\_motif\_t (C type), 470  
 vrna\_sc\_remove (C function), 332  
 vrna\_sc\_s (C struct), 335  
 vrna\_sc\_s.bp\_storage (C var), 335  
 vrna\_sc\_s.bt (C var), 336  
 vrna\_sc\_s.data (C var), 336  
 vrna\_sc\_s.energy\_bp (C var), 335  
 vrna\_sc\_s.energy\_bp\_local (C var), 335  
 vrna\_sc\_s.energy\_stack (C var), 335  
 vrna\_sc\_s.energy\_up (C var), 335  
 vrna\_sc\_s.exp\_energy\_bp (C var), 335  
 vrna\_sc\_s.exp\_energy\_bp\_local (C var), 335  
 vrna\_sc\_s.exp\_energy\_stack (C var), 335  
 vrna\_sc\_s.exp\_energy\_up (C var), 335  
 vrna\_sc\_s.exp\_f (C var), 336  
 vrna\_sc\_s.f (C var), 335  
 vrna\_sc\_s.free\_data (C var), 336  
 vrna\_sc\_s.n (C var), 335  
 vrna\_sc\_s.prepare\_data (C var), 336  
 vrna\_sc\_s.state (C var), 335  
 vrna\_sc\_s.type (C var), 335  
 vrna\_sc\_s.up\_storage (C var), 335  
 vrna\_sc\_s.[anonymous] (C var), 335  
 vrna\_sc\_set\_bp (C function), 330  
 vrna\_sc\_set\_up (C function), 332  
 vrna\_sc\_SHAPE\_to\_pr (C function), 466  
 vrna\_sc\_t (C type), 328  
 vrna\_search\_BM\_BCT (C function), 562  
 vrna\_search\_BM\_BCT\_num (C function), 562  
 vrna\_search\_BMH (C function), 561  
 vrna\_search\_BMH\_num (C function), 561  
 vrna\_sect\_s (C struct), 613  
 vrna\_sect\_s.i (C var), 613  
 vrna\_sect\_s.j (C var), 613  
 vrna\_sect\_s.ml (C var), 613  
 vrna\_sect\_t (C type), 610  
 vrna\_seq\_encode (C function), 488  
 vrna\_seq\_encode\_simple (C function), 488  
 vrna\_seq\_reverse (C function), 496  
 vrna\_seq\_t (C type), 487  
 vrna\_seq\_toRNA (C function), 496  
 vrna\_seq\_toupper (C function), 496  
 vrna\_seq\_type\_e (C enum), 487  
 vrna\_seq\_type\_e.VRNA\_SEQ\_DNA (C enumerator), 487  
 vrna\_seq\_type\_e.VRNA\_SEQ\_RNA (C enumerator), 487  
 vrna\_seq\_type\_e.VRNA\_SEQ\_UNKNOWN (C enumerator), 487  
 vrna\_seq\_ungapped (C function), 497  
 vrna\_sequence (C function), 489  
 vrna\_sequence\_add (C function), 489  
 VRNA\_SEQUENCE\_DNA (C macro), 487  
 vrna\_sequence\_length\_max (C function), 488  
 vrna\_sequence\_order\_update (C function), 489  
 vrna\_sequence\_prepare (C function), 489  
 vrna\_sequence\_remove (C function), 489  
 vrna\_sequence\_remove\_all (C function), 489  
 VRNA\_SEQUENCE\_RNA (C macro), 487  
 vrna\_sequence\_s (C struct), 489  
 vrna\_sequence\_s.encoding (C var), 490  
 vrna\_sequence\_s.encoding3 (C var), 490  
 vrna\_sequence\_s.encoding5 (C var), 490  
 vrna\_sequence\_s.length (C var), 490  
 vrna\_sequence\_s.name (C var), 490  
 vrna\_sequence\_s.string (C var), 490  
 vrna\_sequence\_s.type (C var), 490  
 vrna\_sol\_TwoD\_pf\_t (C struct), 461  
 vrna\_sol\_TwoD\_pf\_t.k (C var), 461  
 vrna\_sol\_TwoD\_pf\_t.l (C var), 461  
 vrna\_sol\_TwoD\_pf\_t.q (C var), 461  
 vrna\_sol\_TwoD\_t (C struct), 456  
 vrna\_sol\_TwoD\_t.en (C var), 456  
 vrna\_sol\_TwoD\_t.k (C var), 456  
 vrna\_sol\_TwoD\_t.l (C var), 456  
 vrna\_sol\_TwoD\_t.s (C var), 456  
 vrna\_stack\_prob (C function), 402  
 VRNA\_STATUS\_MFE\_POST (C macro), 568  
 VRNA\_STATUS\_MFE\_PRE (C macro), 568  
 VRNA\_STATUS\_PF\_POST (C macro), 569  
 VRNA\_STATUS\_PF\_PRE (C macro), 568  
 vrna\_strcat\_printf (C function), 493  
 vrna\_strcat\_vprintf (C function), 493  
 vrna\_strchr (C function), 497  
 vrna\_strdup\_printf (C function), 492  
 vrna\_strdup\_vprintf (C function), 492  
 vrna\_stream\_output\_f (C type), 605  
 vrna\_string\_append (C function), 605  
 vrna\_string\_append\_cstring (C function), 605  
 vrna\_string\_free (C function), 605  
 VRNA\_STRING\_HEADER (C macro), 604  
 vrna\_string\_header\_s (C struct), 605  
 vrna\_string\_header\_s.backup (C var), 605  
 vrna\_string\_header\_s.len (C var), 605  
 vrna\_string\_header\_s.shift\_post (C var), 605  
 vrna\_string\_header\_s.size (C var), 605  
 vrna\_string\_header\_t (C type), 604  
 vrna\_string\_make (C function), 605  
 vrna\_string\_t (C type), 604  
 vrna\_strjoin (C function), 495  
 vrna\_strsplit (C function), 494  
 vrna\_strtrim (C function), 493  
 VRNA\_STRUCTURE\_TREE\_EXPANDED (C macro), 509  
 VRNA\_STRUCTURE\_TREE\_HIT (C macro), 508  
 VRNA\_STRUCTURE\_TREE\_SHAPIRO (C macro), 509  
 VRNA\_STRUCTURE\_TREE\_SHAPIRO\_EXT (C macro), 509  
 VRNA\_STRUCTURE\_TREE\_SHAPIRO\_SHORT (C macro), 508

VRNA\_STRUCTURE\_TREE\_SHAPIRO\_WEIGHT (C macro), 509  
 vrna\_subopt (C function), 422  
 vrna\_subopt\_cb (C function), 422  
 vrna\_subopt\_result\_f (C type), 421  
 vrna\_subopt\_zuker (C function), 420  
 vrna\_time\_stamp (C function), 626  
 vrna\_tree\_string\_to\_db (C function), 510  
 vrna\_tree\_string\_unweight (C function), 510  
 VRNA\_TRIM\_ALL (C macro), 492  
 VRNA\_TRIM\_DEFAULT (C macro), 492  
 VRNA\_TRIM\_IN\_BETWEEN (C macro), 491  
 VRNA\_TRIM\_LEADING (C macro), 491  
 VRNA\_TRIM\_SUBST\_BY\_FIRST (C macro), 491  
 VRNA\_TRIM\_TRAILING (C macro), 491  
 vrna\_ud\_add\_motif (C function), 315  
 vrna\_ud\_add\_probs\_f (C type), 313  
 vrna\_ud\_exp\_f (C type), 313  
 vrna\_ud\_exp\_production\_f (C type), 313  
 vrna\_ud\_f (C type), 312  
 vrna\_ud\_get\_probs\_f (C type), 314  
 vrna\_ud\_motifs\_centroid (C function), 314  
 vrna\_ud\_motifs\_MEA (C function), 314  
 vrna\_ud\_motifs\_MFE (C function), 315  
 vrna\_ud\_production\_f (C type), 313  
 vrna\_ud\_remove (C function), 315  
 vrna\_ud\_set\_data (C function), 316  
 vrna\_ud\_set\_exp\_prod\_rule\_cb (C function), 317  
 vrna\_ud\_set\_prod\_rule\_cb (C function), 316  
 vrna\_ud\_t (C type), 312  
 vrna\_unit\_energy\_e (C enum), 620  
 vrna\_unit\_energy\_e.VRNA\_UNIT\_CAL (C enumerator), 621  
 vrna\_unit\_energy\_e.VRNA\_UNIT\_CAL\_IT (C enumerator), 620  
 vrna\_unit\_energy\_e.VRNA\_UNIT\_DACAL (C enumerator), 621  
 vrna\_unit\_energy\_e.VRNA\_UNIT\_DACAL\_IT (C enumerator), 621  
 vrna\_unit\_energy\_e.VRNA\_UNIT\_EV (C enumerator), 621  
 vrna\_unit\_energy\_e.VRNA\_UNIT\_G\_TNT (C enumerator), 621  
 vrna\_unit\_energy\_e.VRNA\_UNIT\_J (C enumerator), 620  
 vrna\_unit\_energy\_e.VRNA\_UNIT\_KCAL (C enumerator), 621  
 vrna\_unit\_energy\_e.VRNA\_UNIT\_KCAL\_IT (C enumerator), 621  
 vrna\_unit\_energy\_e.VRNA\_UNIT\_KG\_TNT (C enumerator), 621  
 vrna\_unit\_energy\_e.VRNA\_UNIT\_KJ (C enumerator), 620  
 vrna\_unit\_energy\_e.VRNA\_UNIT\_KWH (C enumerator), 621  
 vrna\_unit\_energy\_e.VRNA\_UNIT\_T\_TNT (C enumerator), 621  
 vrna\_unit\_energy\_e.VRNA\_UNIT\_WH (C enumerator), 621  
 vrna\_unit\_temperature\_e (C enum), 621  
 vrna\_unit\_temperature\_e.VRNA\_UNIT\_DEG\_C (C enumerator), 621  
 vrna\_unit\_temperature\_e.VRNA\_UNIT\_DEG\_DE (C enumerator), 622  
 vrna\_unit\_temperature\_e.VRNA\_UNIT\_DEG\_F (C enumerator), 621  
 vrna\_unit\_temperature\_e.VRNA\_UNIT\_DEG\_N (C enumerator), 622  
 vrna\_unit\_temperature\_e.VRNA\_UNIT\_DEG\_R (C enumerator), 622  
 vrna\_unit\_temperature\_e.VRNA\_UNIT\_DEG\_RE (C enumerator), 622  
 vrna\_unit\_temperature\_e.VRNA\_UNIT\_DEG\_RO (C enumerator), 622  
 vrna\_unit\_temperature\_e.VRNA\_UNIT\_K (C enumerator), 621  
 VRNA\_UNSTRUCTURED\_DOMAIN\_ALL\_LOOPS (C macro), 312  
 VRNA\_UNSTRUCTURED\_DOMAIN\_EXT\_LOOP (C macro), 312  
 VRNA\_UNSTRUCTURED\_DOMAIN\_HP\_LOOP (C macro), 312  
 VRNA\_UNSTRUCTURED\_DOMAIN\_INT\_LOOP (C macro), 312  
 VRNA\_UNSTRUCTURED\_DOMAIN\_MB\_LOOP (C macro), 312  
 VRNA\_UNSTRUCTURED\_DOMAIN\_MOTIF (C macro), 312  
 vrna\_unstructured\_domain\_s (C struct), 317  
 vrna\_unstructured\_domain\_s.data (C var), 318  
 vrna\_unstructured\_domain\_s.energy\_cb (C var), 318  
 vrna\_unstructured\_domain\_s.exp\_energy\_cb (C var), 318  
 vrna\_unstructured\_domain\_s.exp\_prod\_cb (C var), 318  
 vrna\_unstructured\_domain\_s.free\_data (C var), 318  
 vrna\_unstructured\_domain\_s.motif (C var), 318  
 vrna\_unstructured\_domain\_s.motif\_count (C var), 318  
 vrna\_unstructured\_domain\_s.motif\_en (C var), 318  
 vrna\_unstructured\_domain\_s.motif\_name (C var), 318  
 vrna\_unstructured\_domain\_s.motif\_size (C var), 318  
 vrna\_unstructured\_domain\_s.motif\_type (C var), 318  
 vrna\_unstructured\_domain\_s.probs\_add (C var), 319  
 vrna\_unstructured\_domain\_s.probs\_get (C var), 319  
 vrna\_unstructured\_domain\_s.prod\_cb (C var), 318  
 vrna\_unstructured\_domain\_s.uniq\_motif\_count

(*C var*), 318  
 vrna\_unstructured\_domain\_s.uniq\_motif\_size  
 (*C var*), 318  
 vrna\_urn (*C function*), 625  
 VRNA\_VERBOSITY\_DEFAULT (*C macro*), 252  
 VRNA\_VERBOSITY\_QUIET (*C macro*), 252

## W

window\_size (*RNA.fold\_compound attribute*), 728  
 window\_size (*RNA.md attribute*), 784  
 window\_size (*RNA.md property*), 787  
 write\_parameter\_file (*C function*), 261  
 write\_parameter\_file() (*in module RNA*), 816

## X

X (*RNA.COORDINATE attribute*), 668  
 X (*RNA.COORDINATE property*), 668  
 xrna\_plot (*C function*), 560  
 xrna\_plot() (*in module RNA*), 817  
 XSTR (*C macro*), 491  
 xsubi (*C var*), 627

## Y

Y (*RNA.COORDINATE attribute*), 668  
 Y (*RNA.COORDINATE property*), 668

## Z

zsc\_compute() (*RNA.fold\_compound method*), 770  
 zsc\_compute\_raw() (*RNA.fold\_compound method*),  
 770  
 zsc\_filter\_free() (*RNA.fold\_compound method*),  
 770  
 zsc\_filter\_init() (*RNA.fold\_compound method*),  
 771  
 zsc\_filter\_on() (*RNA.fold\_compound method*), 771  
 zsc\_filter\_threshold() (*RNA.fold\_compound  
 method*), 771  
 zsc\_filter\_update() (*RNA.fold\_compound  
 method*), 771  
 zscore\_data (*RNA.fold\_compound attribute*), 728  
 zuckersubopt (*C function*), 420  
 zuckersubopt() (*in module RNA*), 817  
 zuckersubopt\_par (*C function*), 420