



# Scarcity is not the mother of invention!

Peter Schuster

Institut für Theoretische Chemie, Universität Wien, Austria

and

The Santa Fe Institute, Santa Fe, New Mexico, USA



TBI Seminar

Wien, 20.04.2016

Web-Page for further information:

<http://www.tbi.univie.ac.at/~pks>

1. Motivation
2. Examples of major transitions
3. A kinetic toy model for major transitions
4. Stochastic analysis of the toy model
5. Some conclusions

- 1. Motivation**

2. Examples of major transitions

3. A kinetic toy model for major transitions

4. Stochastic analysis of the toy model

5. Some conclusions

Austerity is the mother of invention.

# How Does Complexity Arise in Evolution

*Nature's recipe for mastering scarcity, abundance, and unpredictability*

**T**hree temporal characteristics of terrestrial environments were mentioned in the article's subtitle: *scarcity* and *abundance* of resources, as well as *unpredictability*. In summary, we have argued that nature uses optimization to deal with scarcity, she takes advantage of abundance to create innovation, and her recipe to master unpredictability is tinkering and modular design.

Peter Schuster. *Complexity* 2 (1): 22-30, 1996

# Major Transitions in Evolution and in Technology

*What They Have in Common and Where They Differ*

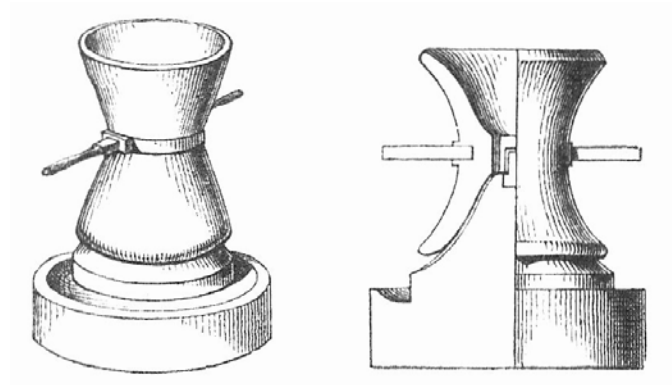
The complexity of organisms has not increased gradually in biological evolution but stepwise. The steps are called *major transitions* and coincide with the origin of new hierarchical levels of organization. The first systematic survey and discussion of possible mechanisms for such transitions has been presented in 1995 in a monograph by Maynard Smith and Szathmáry [1]. Major transitions listed by Maynard Smith and Szathmáry lead, for example, from independent replicators of an RNA world to chromosomes, from RNA as gene and catalyst to DNA and protein, from prokaryotes to eukaryotes, from asexual clones to sexual populations, from unicellular protists to multicellular organisms with cell differentiation and development, from solitary individuals to insect colonies with cast systems, and finally from primate to human societies. Although the transitions involve very different molecular, metabolic, and organizational changes they share a common principle: Before the transition the individuals reproduced and evolved independently, and competed in populations according to the Darwinian mechanism of selection. After the transition we are dealing with a new unit in which the previous competitors are integrated and forced to cooperate. They have lost their independence although the degree of retained individuality is highly variable in the different transitions. There are several mechanisms suppressing natural selection, the simplest one is catalyzed reproduction as used, for example, in mathematical models of symbiosis or hypercycles [2,3].

**PETER SCHUSTER**

*Peter Schuster is the Editor-in-Chief of Complexity at the Institut für Theoretische Chemie der Universität Wien, Währingerstraße 17, Wien 1090, Austria (e-mail: pks@tbi.univie.ac.at)*



1. Motivation
2. **Examples of major transitions**
3. A kinetic toy model for major transitions
4. Stochastic analysis of the toy model
5. Some conclusions



quern

and

motar

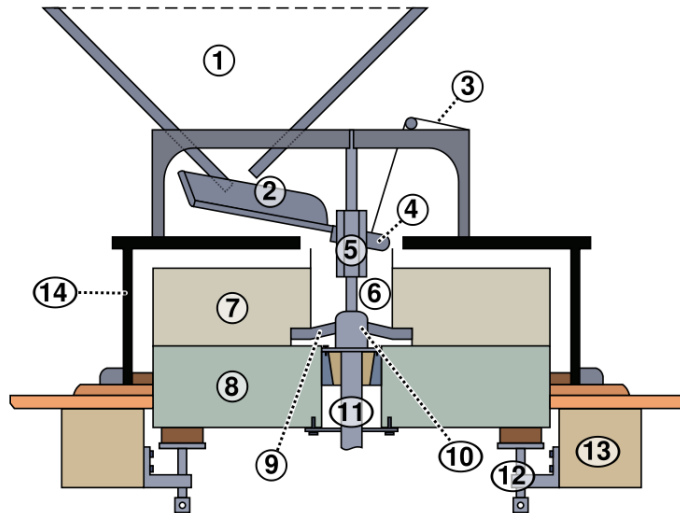
Meal and flour preparation in ancient worlds and with indigenous peoples

# Watermill technology



Source: Wikipedia, 18.04.2016

- 1.Hopper 2.Shoe 3.Crook string
  - 4.Shoe handle 5.Damsel 6.Eye
  - 7.Runner stone 8.Bedstone
  - 9.Rind 10.Mace 11.Stone spindle
  - 12.Millstone support
  - 13.Wooden beam 14.Casing
- (Tentering gear not shown)




**Mühlengleichnis:** „Man muss übrigens notwendig zugestehen, dass die Perzeption und das, was von ihr abhängt, aus mechanischen Gründen, d. h. aus Figuren und Bewegungen, nicht erklärbar ist. Denkt man sich etwa eine Maschine, die so beschaffen wäre, dass sie denken, empfinden und perzipieren könnte, so kann man sie sich derart proportional vergrößert vorstellen, dass man in sie wie in eine Mühle eintreten könnte. Dies vorausgesetzt, wird man bei der Besichtigung ihres Inneren nichts weiter als einzelne Teile finden, die einander stoßen, niemals aber etwas, woraus eine Perzeption zu erklären wäre.“

Gottfried Wilhelm Leibniz (1646-1716), Monadologie, §. 17.

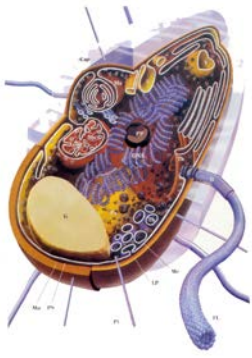


Horse carriage of the emperor Qin Shihuangdis

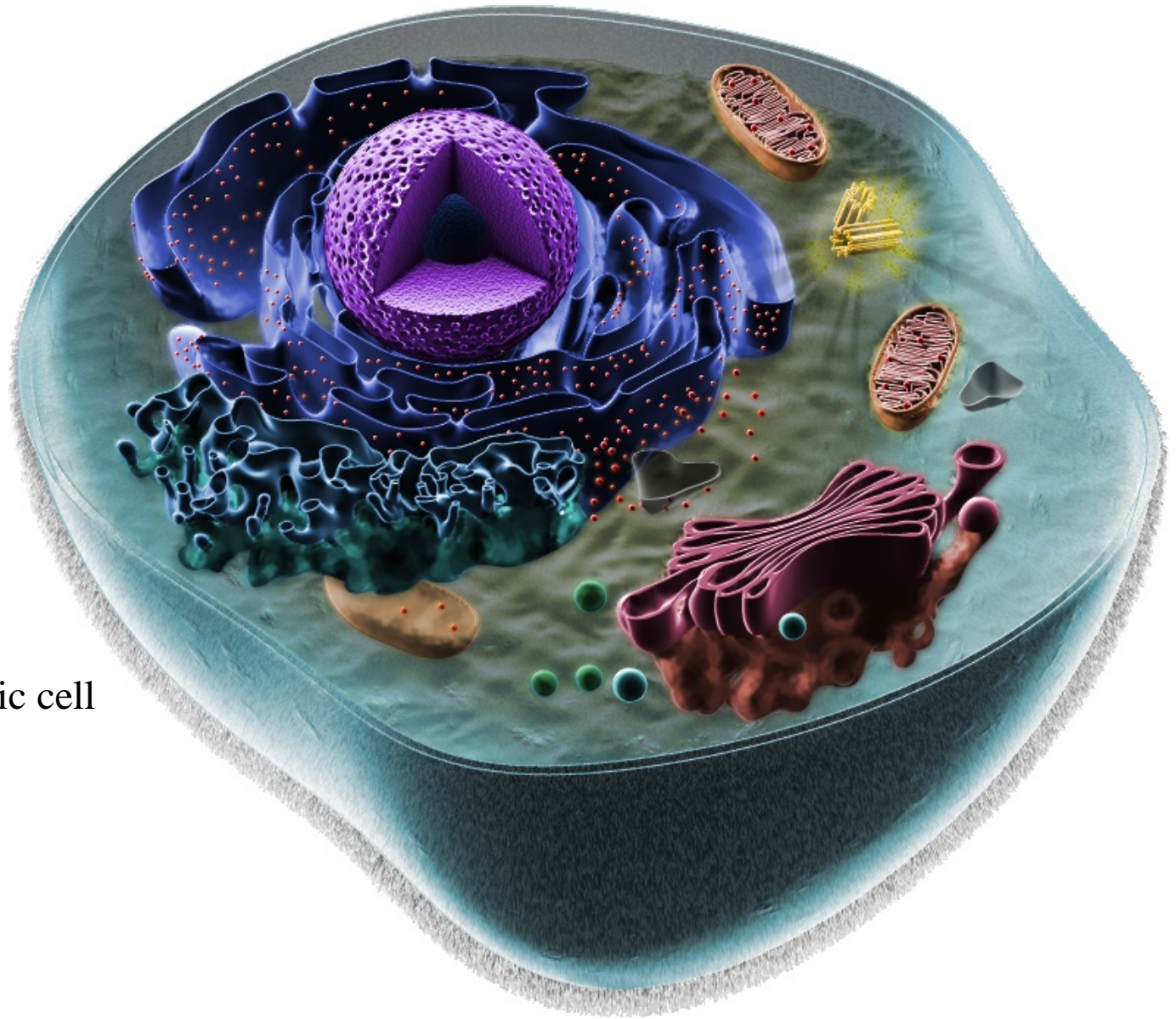
# Industrial revolution and railroad



Source: Wikipedia, 18.04.2016



prokaryotic cell

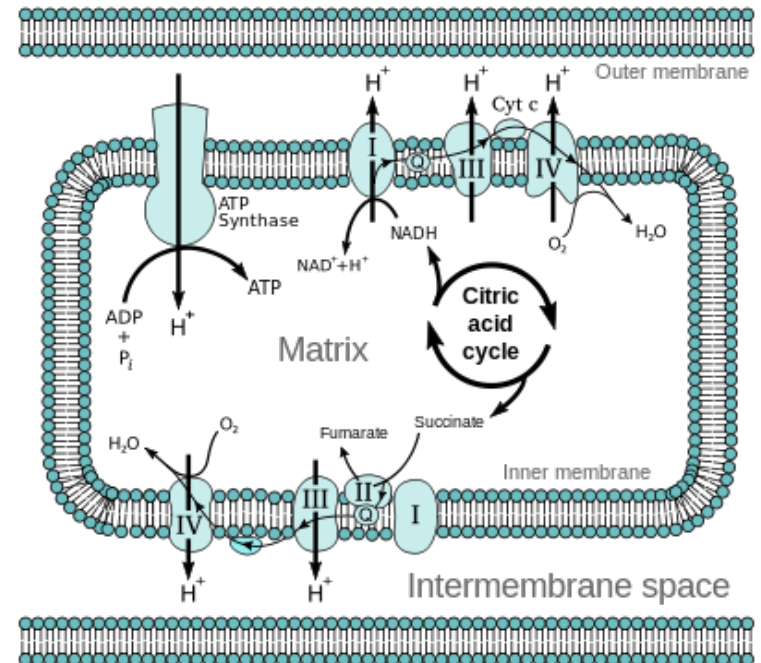


eukaryotic cell

Industrial revolution 18<sup>th</sup> and 19<sup>th</sup> century:  
cheap energy from fossil fuels

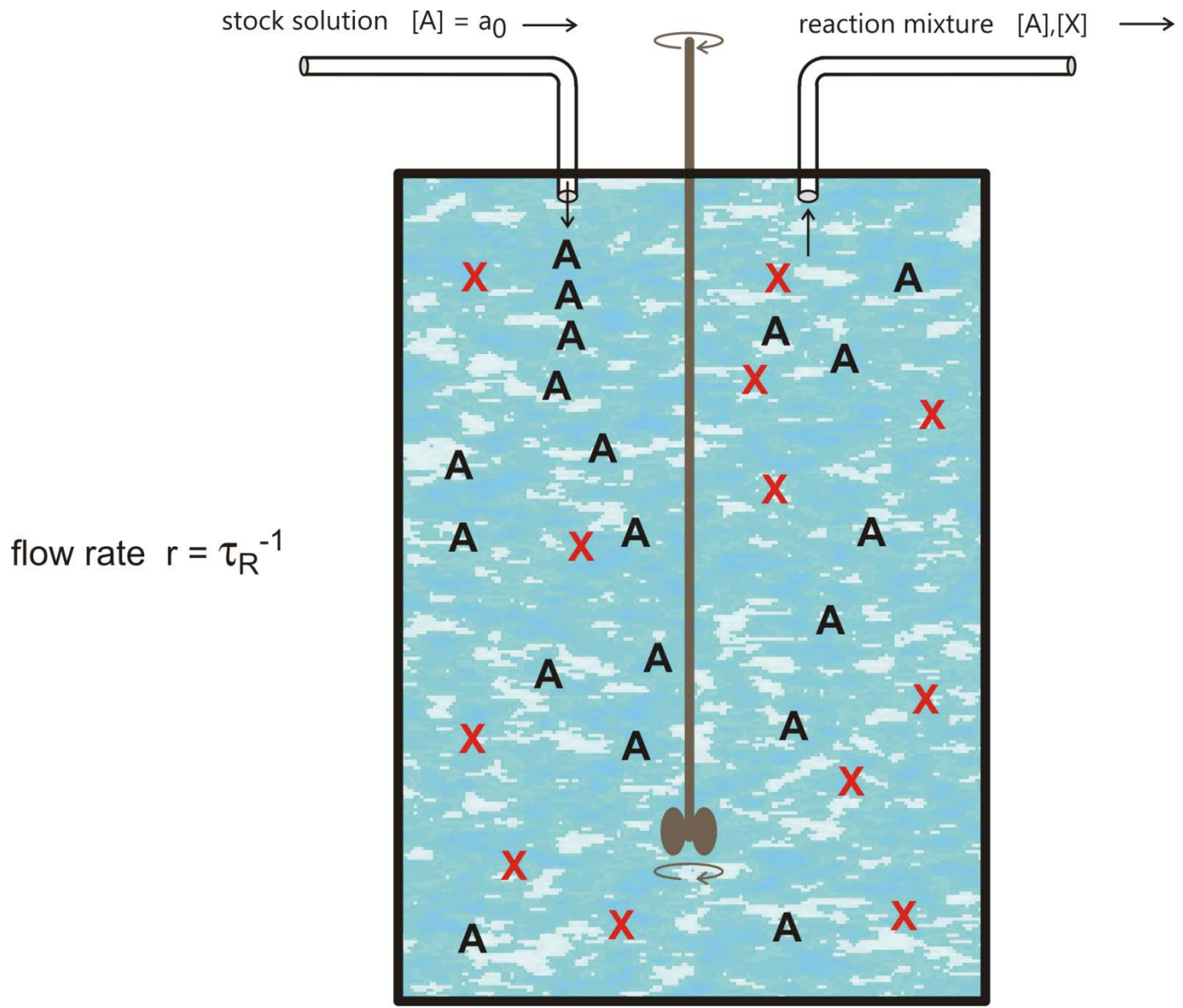


Origin of the eukaryotic cell  $2.2 \times 10^9$   
(1.8 – 2.7) years ago:  
cheap energy from oxidative phosphorylation

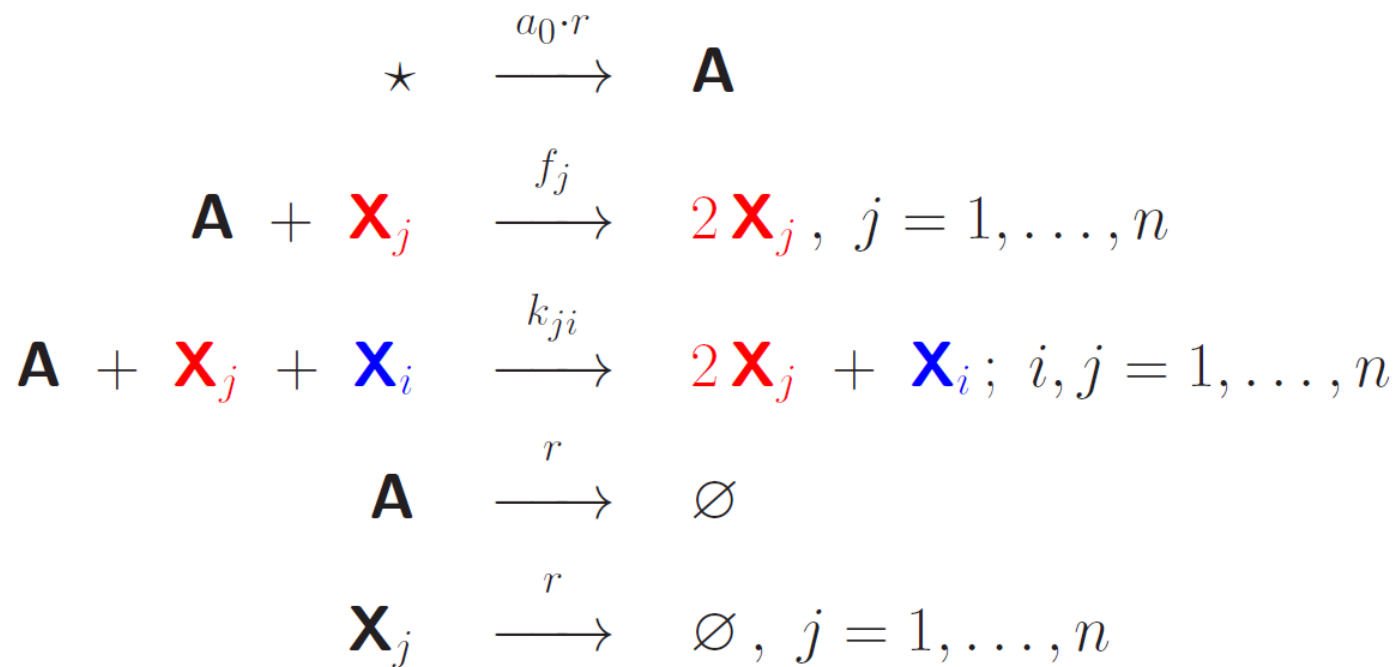




1. Motivation
2. Examples of major transitions
- 3. A kinetic toy model for major transitions**
4. Stochastic analysis of the toy model
5. Some conclusions



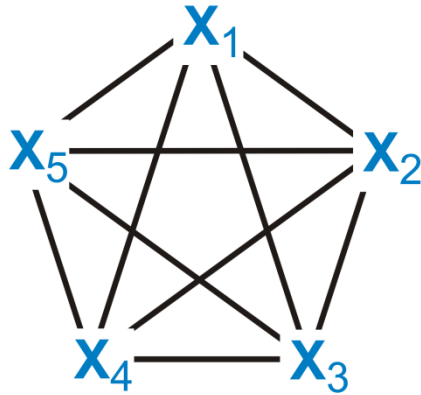
The continuously fed stirred tank reactor (CFSTR)

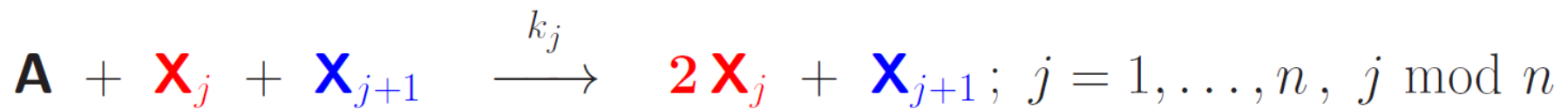
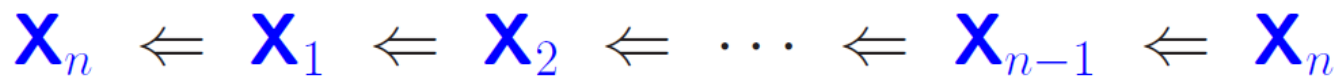
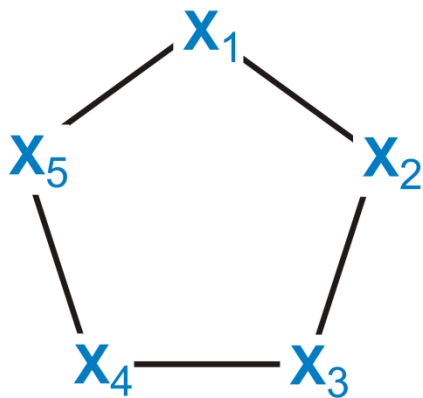


Toy model for the analysis of competition and cooperation



$n^2$  catalytic terms





$n$  catalytic terms

$$\begin{array}{lcl}
 & \star & \xrightarrow{a_0 \cdot r} \mathbf{A} \\
 \mathbf{A} + \mathbf{X}_j & \xrightarrow{f_j} & \mathbf{2X}_j, \quad j = 1, \dots, n \\
 \mathbf{A} + \mathbf{X}_j + \mathbf{X}_{j+1} & \xrightarrow{k_j} & \mathbf{2X}_j + \mathbf{X}_{j+1}; \quad j = 1, \dots, n, \quad j \bmod n \\
 \mathbf{A} & \xrightarrow{r} & \emptyset \\
 \mathbf{X}_j & \xrightarrow{r} & \emptyset, \quad j = 1, \dots, n
 \end{array}$$

Toy model for the analysis of competition and cooperation

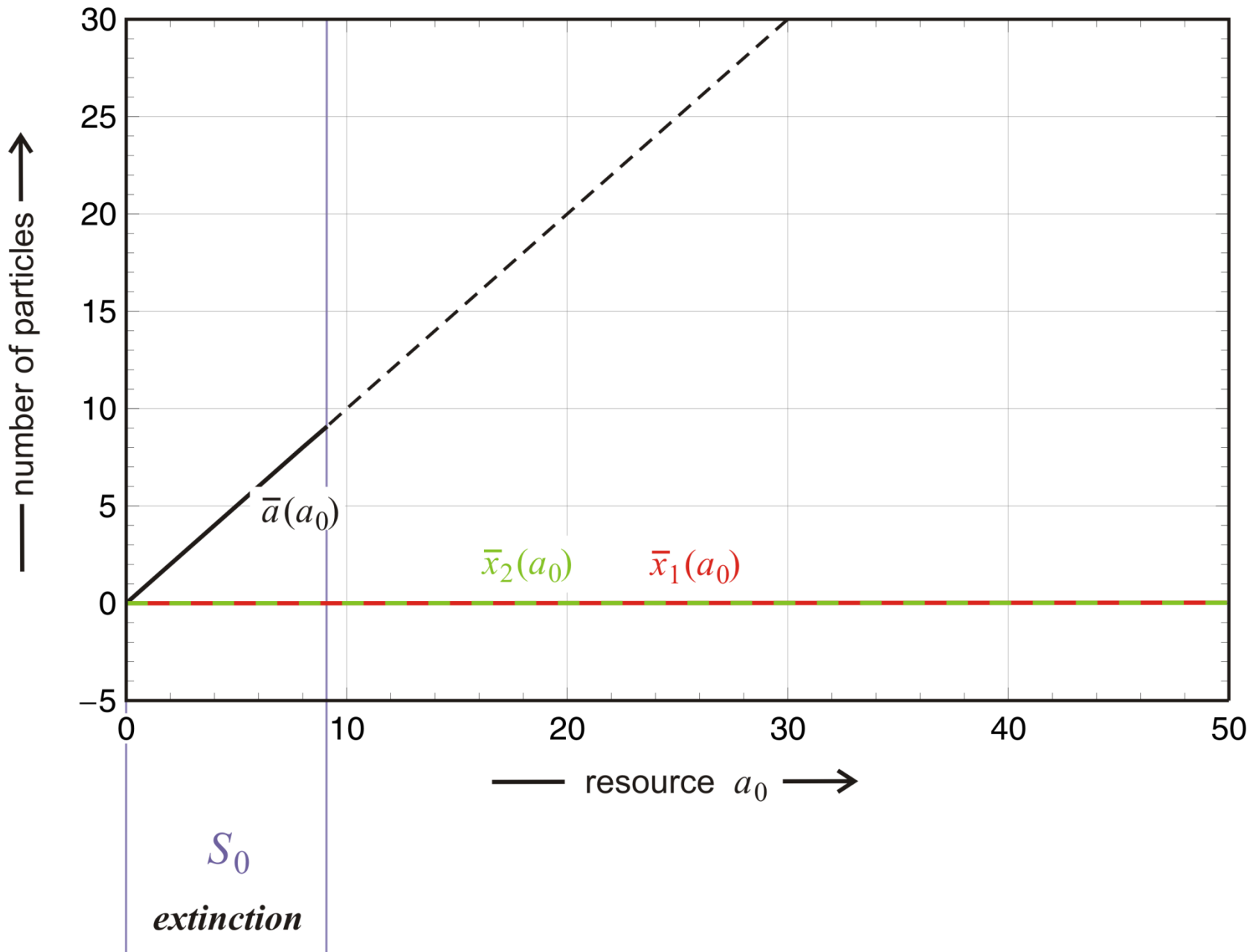
$$[\mathbf{A}] = a \quad \text{and} \quad [\mathbf{X}_j] = x_j; \quad j = 1, \dots, n$$

$$\frac{da}{dt} = -a \left( \sum_{j=1}^n (f_j + k_j x_{j+1}) x_j + r \right) + a_0 r$$

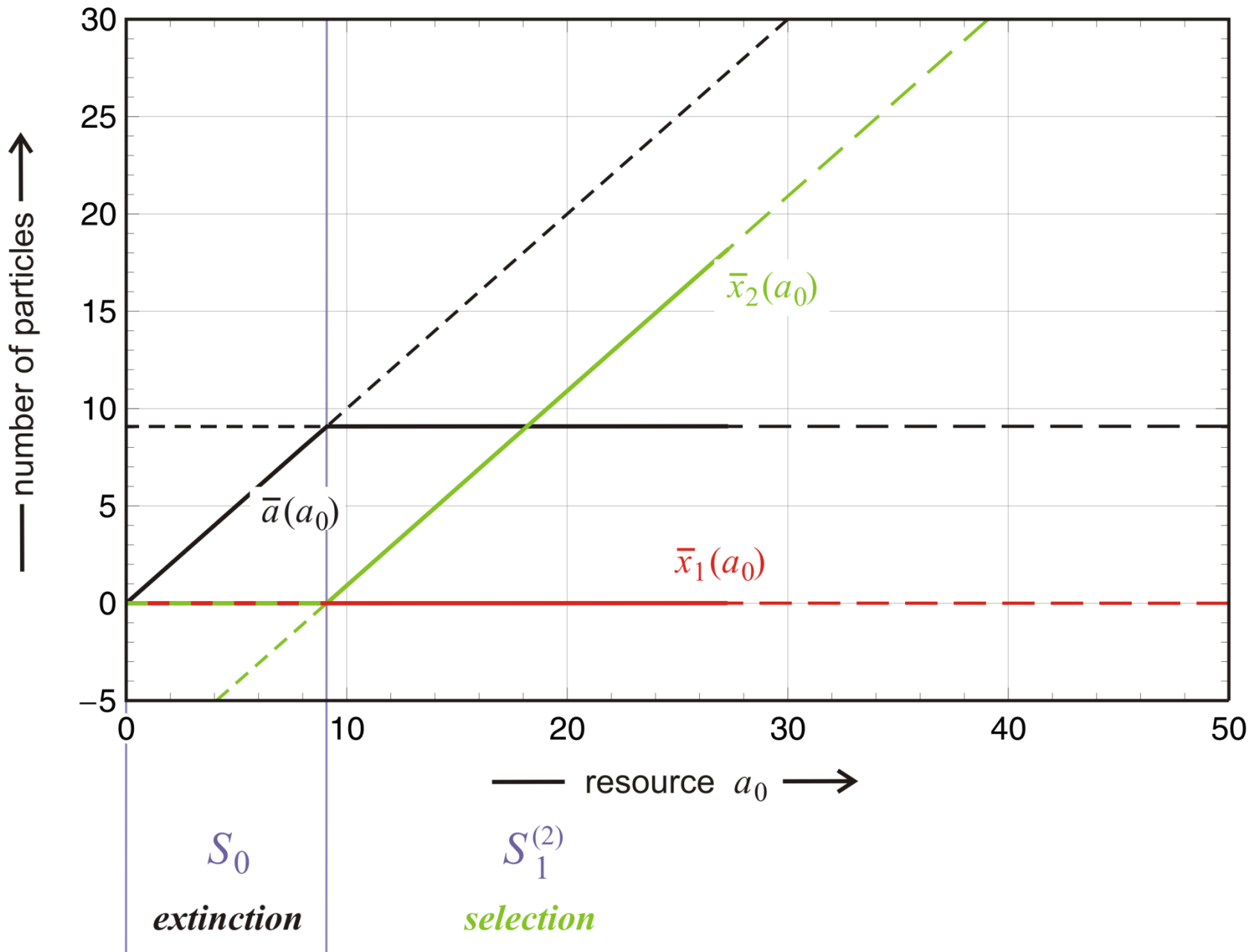
$$\frac{dx_j}{dt} = x_j \left( (f_j + k_j x_{j+1}) a - r \right), \quad j = 1, \dots, n, \quad j \text{ mod } n$$

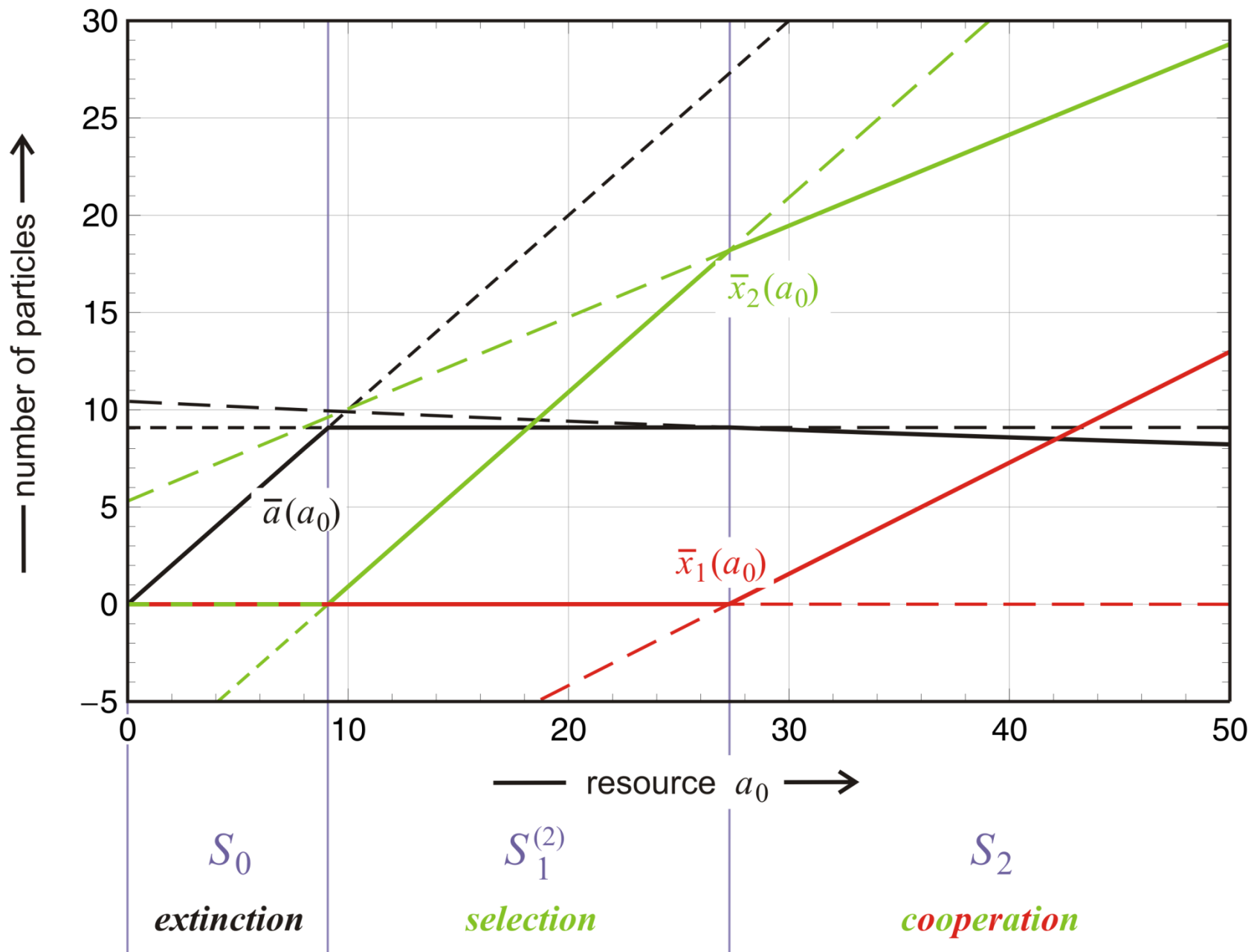
stationary solutions:  $\bar{x}_j = 0$  or  $(f_j + k_j \bar{x}_{j+1}) \bar{a} - r = 0$

In case of **compatibility** and **linear equations** we obtain  $2^n$  solution.









$f_2 > f_1$  and  $k_2 < k_1$

increasing  $a_0$ -values



$$S_0 \leftrightarrow S_1^{(3)}$$



$$S_1^{(3)} \leftrightarrow S_2$$



name	symbol	stationary values			stability range
		$\bar{a}$	$\bar{x}_1$	$\bar{x}_2$	
extinction	$S_0$	$a_0$	0	0	$0 \leq a_0 \leq \frac{r}{f_2}$
selection	$S_1^{(2)}$	$\frac{r}{f_2}$	0	$a_0 - \frac{r}{f_2}$	$\frac{r}{f_2} \leq a_0 \leq \frac{r}{f_2} + \frac{f_2 - f_1}{k_1}$
cooperation	$S_2$	$\alpha$	$\frac{r - f_2 \alpha}{k_2 \alpha}$	$\frac{r - f_1 \alpha}{k_1 \alpha}$	$\frac{r}{f_2} + \frac{f_2 - f_1}{k_1} \leq a_0$

$$\bar{a} = \alpha = \frac{1}{2} \left( a_0 + \psi - \sqrt{(a_0 + \psi)^2 - 4r\phi} \right)$$

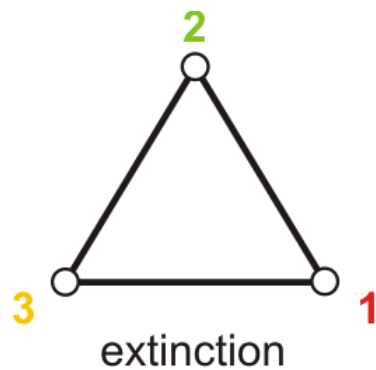
$$r \leq (a_0 + \psi)^2 / 4\phi$$

$$\psi = \sum_{i=1}^n \frac{f_i}{k_i} \quad \text{and} \quad \phi = \sum_{i=1}^n \frac{1}{k_i}$$

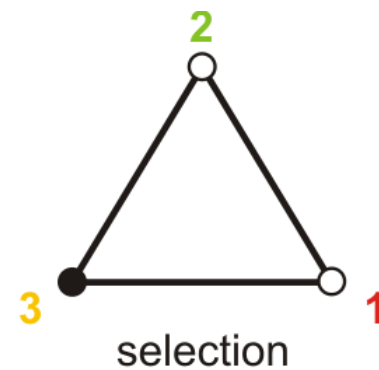
$$f_3 > f_2 > f_1$$

$$k_3 < k_2 < k_1$$

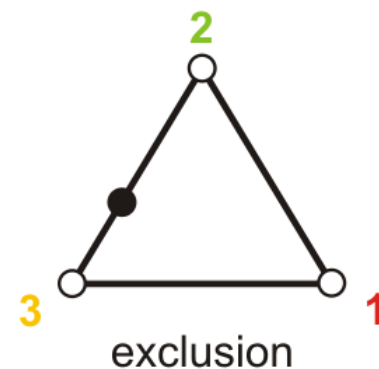
increasing  $a_0$ -values



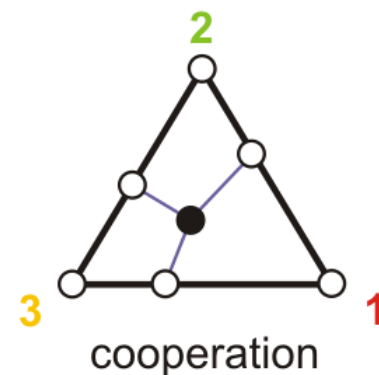
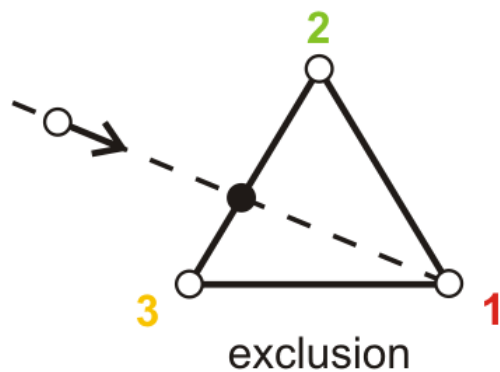
$$S_0 \leftrightarrow S_1^{(3)}$$



$$S_1^{(3)} \leftrightarrow S_2^{(1)}$$



$$S_2^{(1)} \leftrightarrow S_3$$



$$f_3 > f_2 > f_1 \quad \text{and} \quad k_3 < k_2 < k_1$$

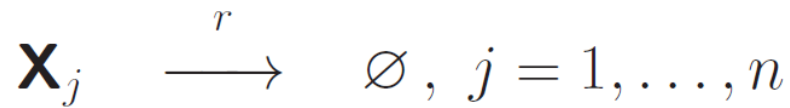
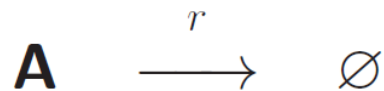
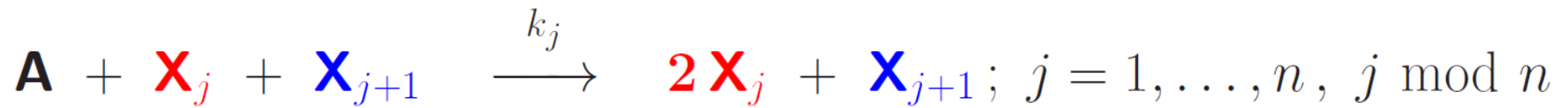
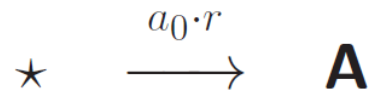
increasing  $a_0$ -values

name	symbol	stationary values				stability range
		$\bar{a}$	$\bar{x}_1$	$\bar{x}_2$	$\bar{x}_3$	
extinction	$S_0$	$a_0$	0	0	0	$0 \leq a_0 \leq \frac{r}{f_3}$
selection	$S_1^{(3)}$	$\frac{r}{f_3}$	0	0	$a_0 - \frac{r}{f_3}$	$\frac{r}{f_3} \leq a_0 \leq \frac{r}{f_3} + \frac{f_3 - f_2}{k_2}$
exclusion	$S_2^{(1)}$	$\frac{r}{f_3}$	0	$a_0 - \frac{r}{f_3} - \frac{f_3 - f_2}{k_2}$	$\frac{f_3 - f_2}{k_2}$	$\frac{r}{f_3} + \frac{f_3 - f_2}{k_2} \leq a_0 \leq \frac{r}{f_3} + \frac{f_3 - f_2}{k_2} + \frac{f_3 - f_1}{k_1}$
cooperation	$S_3$	$\alpha$	$\frac{r - f_3 \alpha}{k_3 \alpha}$	$\frac{r - f_1 \alpha}{k_1 \alpha}$	$\frac{r - f_2 \alpha}{k_2 \alpha}$	$\frac{r}{f_3} + \frac{f_3 - f_2}{k_2} + \frac{f_3 - f_1}{k_1} \leq a_0$

$$\bar{a} = \alpha = \frac{1}{2} \left( a_0 + \psi - \sqrt{(a_0 + \psi)^2 - 4r\phi} \right)$$

$$r \leq (a_0 + \psi)^2 / 4\phi$$

$$\psi = \sum_{i=1}^n \frac{f_i}{k_i} \quad \text{and} \quad \phi = \sum_{i=1}^n \frac{1}{k_i}$$



Hypercycle dynamics in the flow reactor

$$\frac{da}{dt} = -a \left( \sum_{j=1}^n k_j x_j x_{j+1} + r \right) + a_0 r$$

$$\frac{dx_j}{dt} = x_j (k_j a x_{j+1} - r); j = 1, \dots, n; j \bmod n$$

change of coordinates:  $\xi_j + 1 = k_j x_{j+1}$  leads to

$$\frac{d\xi_j}{dt} = \xi_j (a \xi_{k+1} - r); j = 1, \dots, n; j, j+1 \bmod n$$

$$\bar{\xi} = (\bar{\xi}_1, \dots, \bar{\xi}_n) = \left( \frac{r}{\bar{a}}, \dots, \frac{r}{\bar{a}} \right), \bar{\xi}_j = \bar{\xi} = r / \bar{a}$$

$$\bar{\xi} = \frac{1}{2\phi} \left( a_0 + \sqrt{a_0^2 - 4r\phi} \right)$$

eigenvalues of the Jacobian:  $\omega_k; k = 0, 1, \dots, n-1$

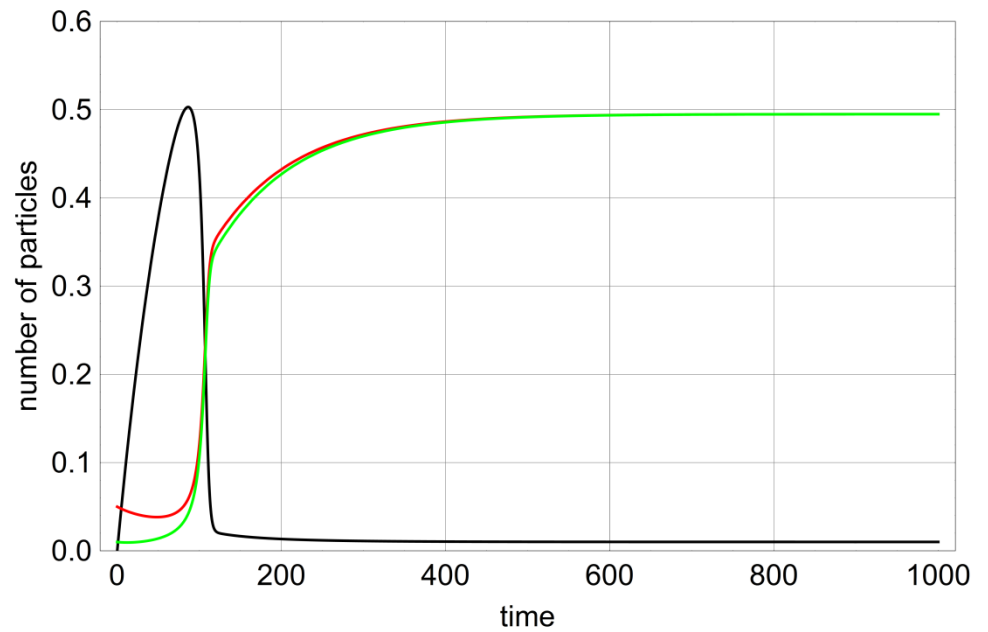
$$\omega_0 = \bar{\xi}(a_0 - 2\bar{\xi}\phi) < 0 \quad \text{and} \quad \omega_k = r \exp\left(\frac{2\pi i}{n} k\right)$$

Long-time behavior of hypercycles in the flow reactor

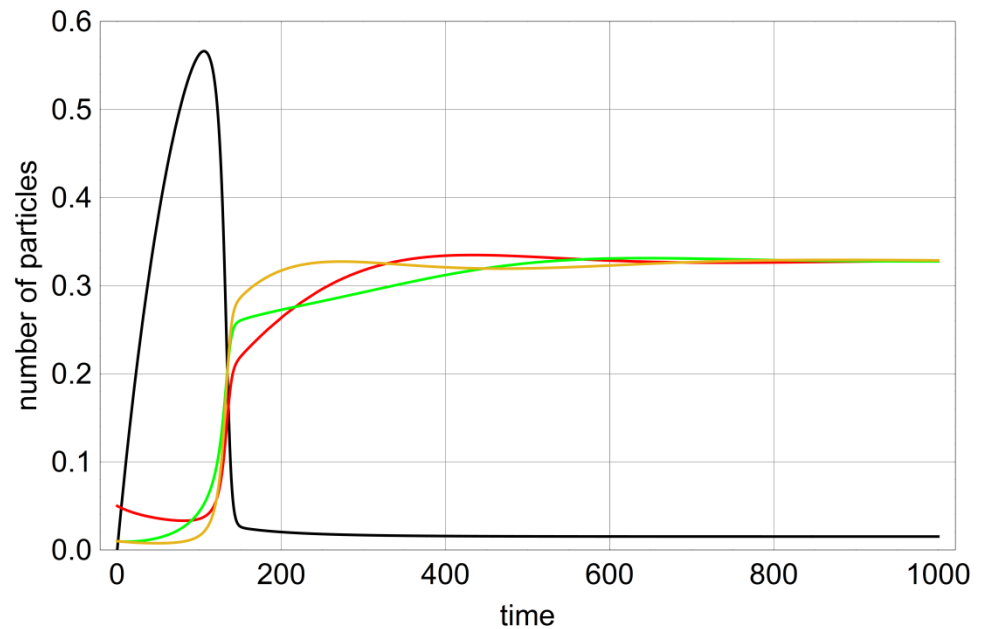
P. Schuster, K. Sigmund. Dynamics of evolutionary optimization.

*Ber.Bunsenges.Phys.Chem.* **89**:668-682, 1985.

$n = 2$   
 $k_1 = k_2 = 2, r = 0.01, a_0 = 1$   
 $a(0) = 0, x_1(0) = 0.05, x_2(0) = 0.01$



$n = 3$   
 $k_1 = k_2 = k_3 = 2, r = 0.01, a_0 = 1$   
 $a(0) = 0, x_1(0) = 0.05,$   
 $x_2(0) = x_3(0) = 0.01$



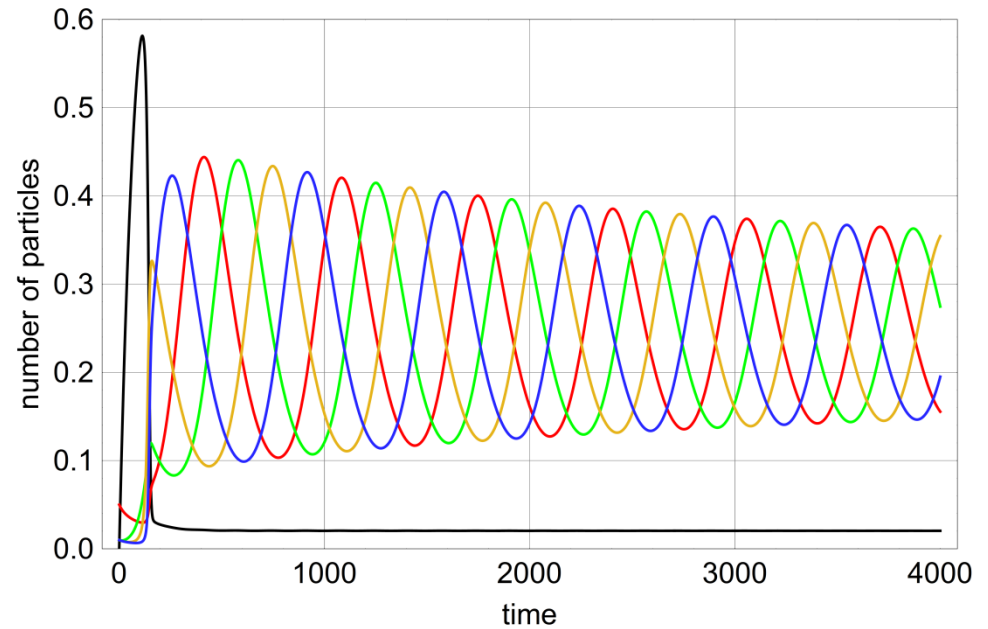


$$n = 4$$

$$k_1 = k_2 = k_3 = k_4 = 2, r = 0.01, a_0 = 1$$

$$a(0) = 0, x_1(0) = 0.05,$$

$$x_2(0) = x_3(0) = x_4(0) = 0.01$$



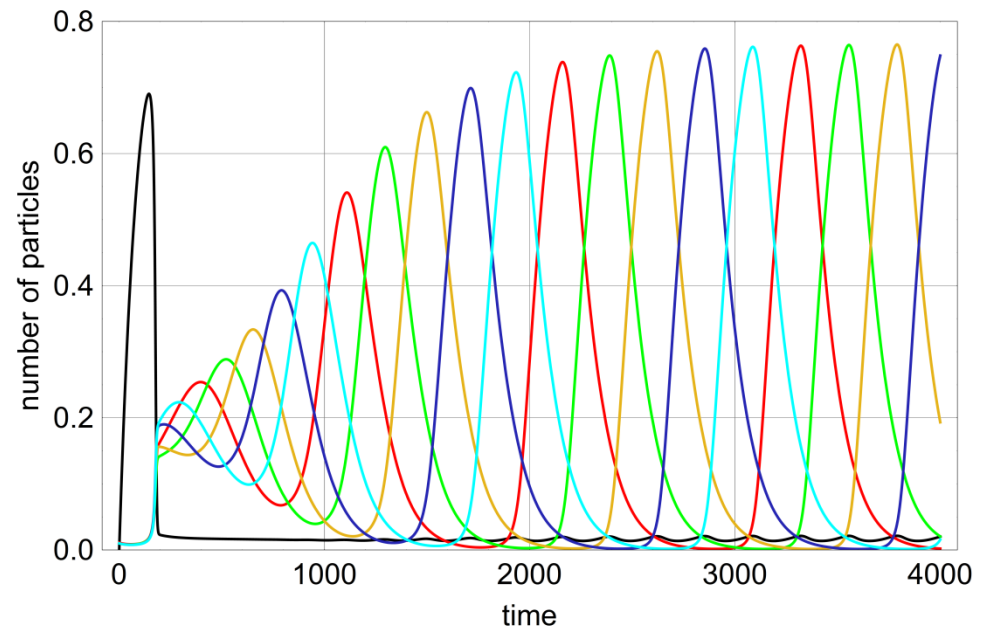
$$n = 5$$

$$k_1 = k_2 = k_3 = k_4 = k_5 = 3,$$

$$r = 0.01, a_0 = 1$$

$$a(0) = 0, x_1(0) = 0.011,$$

$$x_2(0) = x_3(0) = x_4(0) = x_5(0) = 0.01$$



1. Motivation
2. Examples of major transitions
3. A kinetic toy model for major transitions
- 4. Stochastic analysis of the toy model**
5. Some conclusions

$$[\mathbf{A}] = m, [\mathbf{X}_j] = s_j; j = 1, \dots, n$$

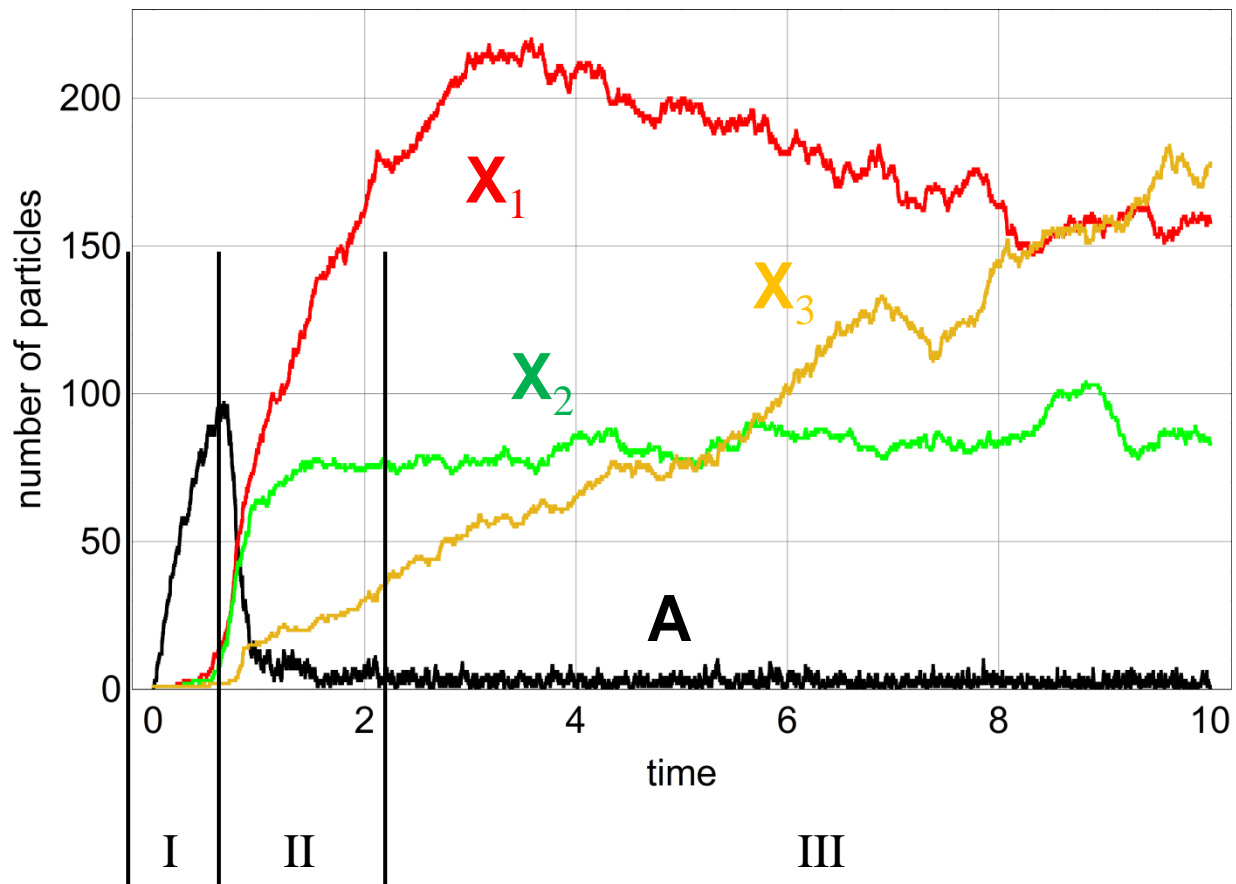
$$\mathbf{X} = (m, s_j; j = 1, \dots, n)$$

$$(\mathbf{X}; s'_k) = (m, s_1, \dots, s_k = k', \dots, n) = (s'_k)$$

$$P_{\mathbf{X}}(t) = \text{Prob}\left([\mathbf{A}(t)] = m, [\mathbf{X}_j(t)] = s_j; j = 1, \dots, n\right)$$

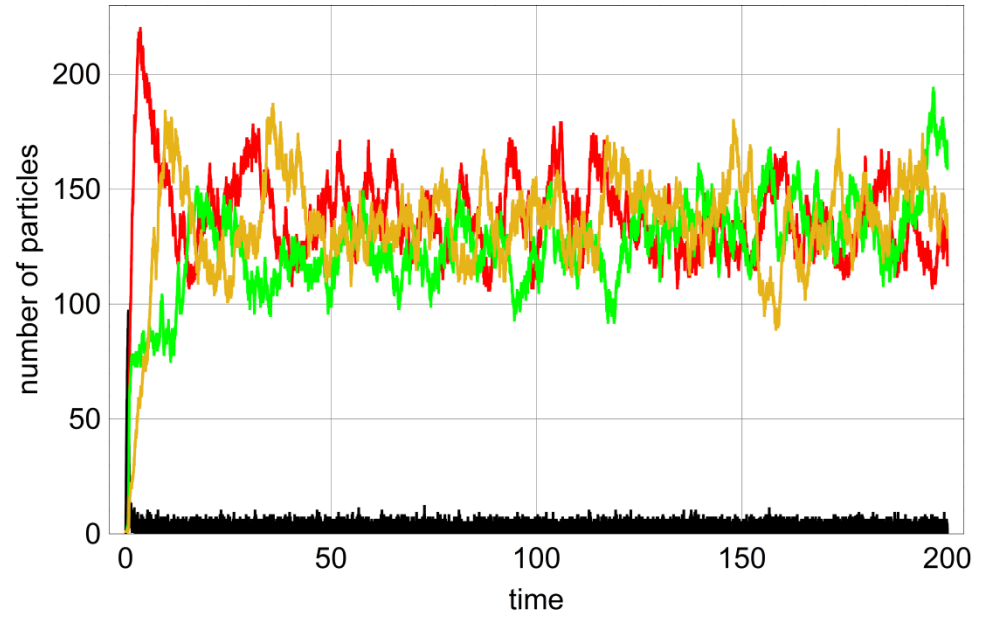
$$\begin{aligned} \frac{dP_{\mathbf{X}}}{dt} = & a_0 r P_{(m-1)} + r \left( (m+1) P_{(m+1)} + \sum_{j=1}^n (s_j + 1) P_{(s_j+1)} \right) + \\ & + m \sum_{j=1}^n \left( (f_j + k_j s_{j+1}) (s_j - 1) P_{(s_j-1)} \right) - \\ & - \left( r \left( a_0 + m + \sum_{j=1}^n s_j \right) + m \left( \sum_{j=1}^n (f_j + k_j s_{j+1}) s_j \right) \right) P_{\mathbf{X}} \end{aligned}$$

The master equation for competition and cooperation

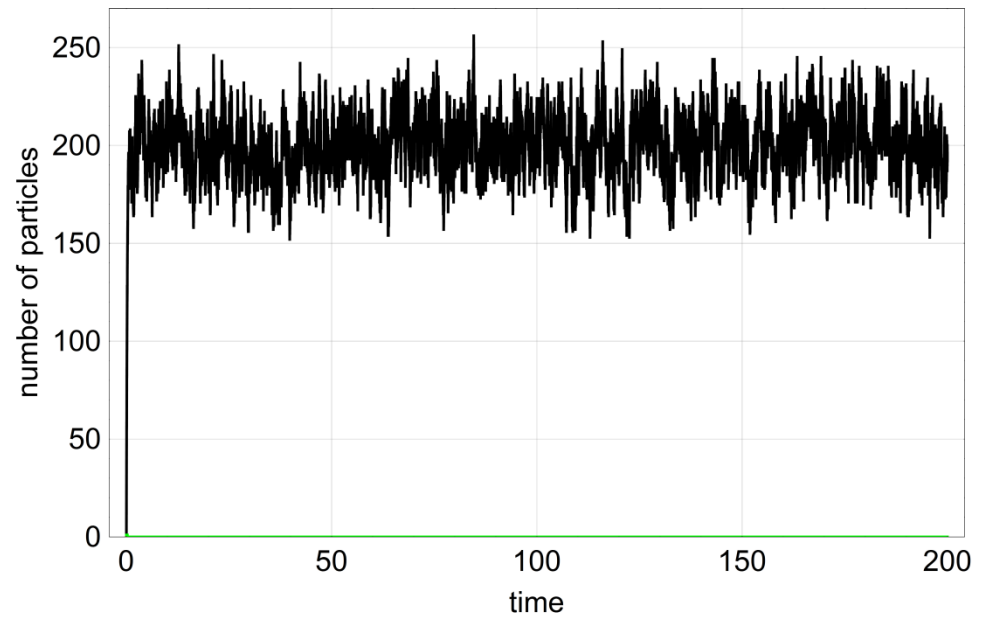


phase I: raise of  $[A]$  ; phase II: random choice of quasistationary state ;  
 phase III: convergence to quasistationary state

quasistationary state of  
cooperation

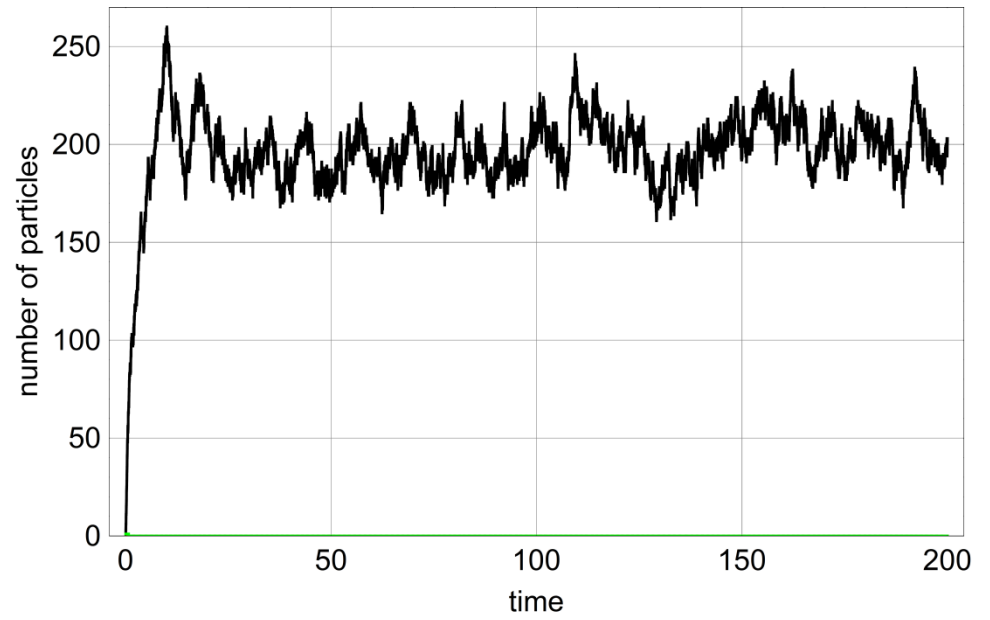


absorbing state of  
extinction

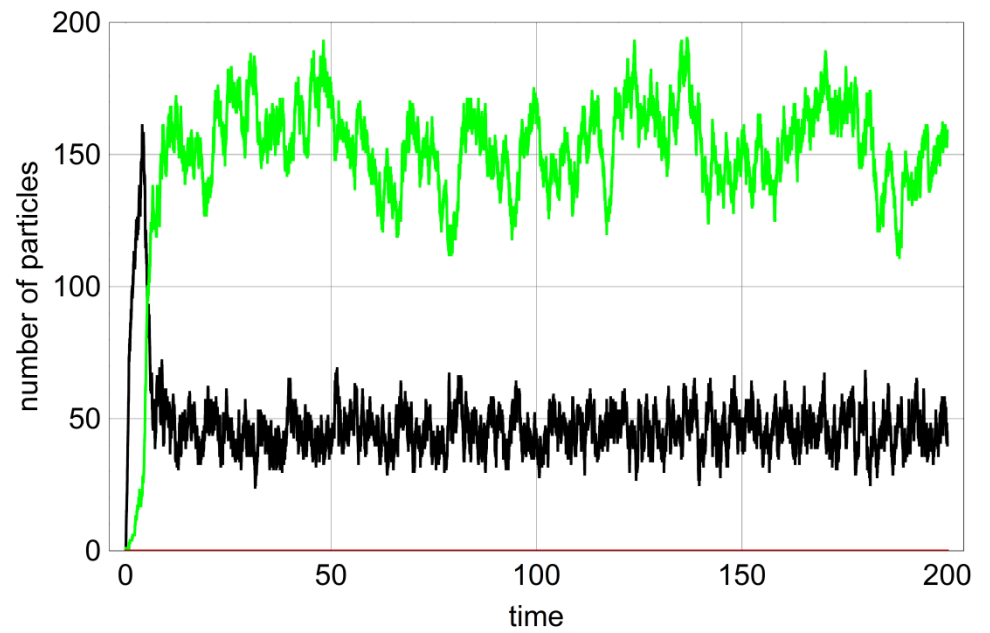


$$\begin{aligned} \frac{dP_{\mathbf{X}}}{dt} = & a_0 r P_{(m-1)} + r \left( (m+1) P_{(m+1)} + \sum_{j=1}^n (s_j + 1) P_{(s_j+1)} \right) + \\ & + m \sum_{j=1}^n \left( f_j (s_j - 1) P_{(s_j-1)} \right) - \left( r (a_0 + m + \sum_{j=1}^n s_j) + m \sum_{j=1}^n f_j s_j \right) P_{\mathbf{X}} \end{aligned}$$

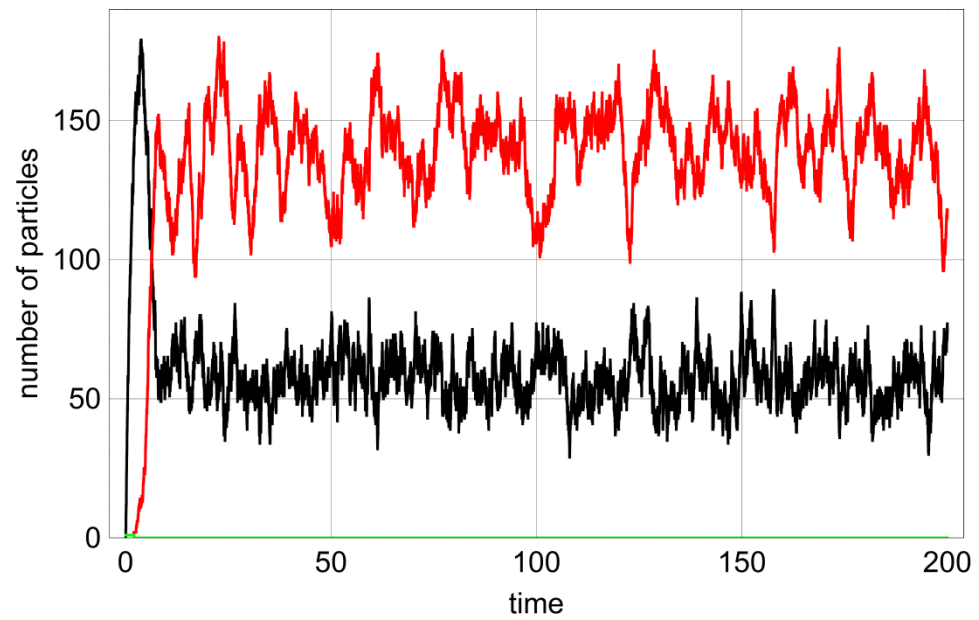
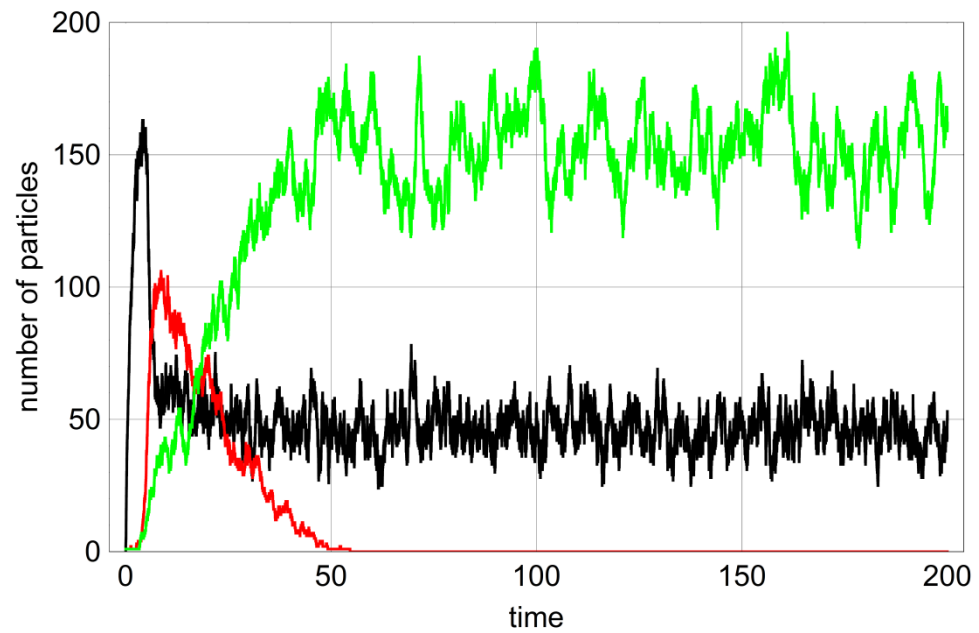
Stochastic selection



extinction and selection



other solutions





Initial values		Final states		
$X_1(0)$	$X_2(0)$	$N_{S_0}$	$N_{S_1^{(1)}}$	$N_{S_1^{(2)}}$
1	1	$263.1 \pm 10.32$	$503.2 \pm 15.99$	$233.6 \pm 13.07$
2	2	$71.5 \pm 8.16$	$741.5 \pm 8.89$	$187.0 \pm 7.33$
3	3	$20.0 \pm 3.94$	$873.8 \pm 9.54$	$106.1 \pm 11.15$
4	4	$5.9 \pm 2.81$	$933.1 \pm 11.01$	$60.5 \pm 9.37$

Choice of parameters:  $f_1 = 0.11$  [ $M^{-1}t^{-1}$ ];  $f_2 = 0.09$  [ $M^{-1}t^{-1}$ ];  $a_0 = 200$ ;  $r = 0.5$  [ $Vt^{-1}$ ]

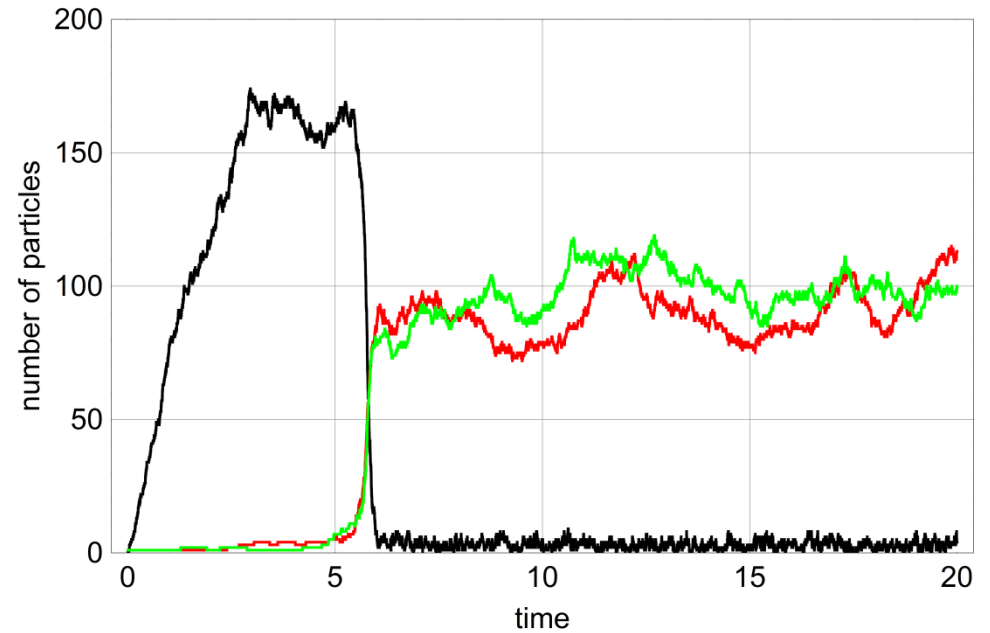
Counting of final states

$$\begin{aligned} \frac{dP_{\mathbf{X}}}{dt} = & a_0 r P_{(m-1)} + r \left( (m+1) P_{(m+1)} + \sum_{j=1}^n (s_j + 1) P_{(s+1)} \right) + \\ & + m \sum_{j=1}^n k_j s_{j+1} (s_j - 1) P_{(s_j-1)} - \left( r \left( a_0 + m + \sum_{j=1}^n s_j \right) + m \sum_{j=1}^n k_j s_{j+1} s_j \right) P_{\mathbf{X}} \end{aligned}$$

Stochastic cooperation

Initial values		Probability of extinction $P(S_0)$
$X_1(0)$	$X_2(0)$	
1	1	$0.71741 \pm 0.00402$
2	2	$0.29879 \pm 0.00461$
3	3	$0.08599 \pm 0.00272$
4	4	$0.01951 \pm 0.00129$
5	5	$0.00360 \pm 0.00038$

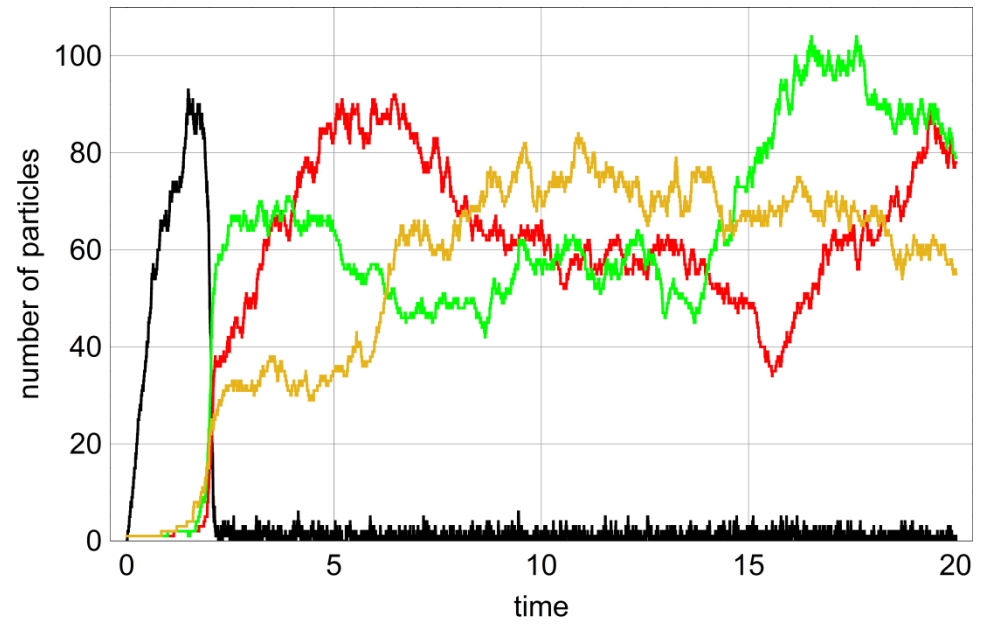
$$k_1 = k_2 = 0.01 \text{ [M}^{-1}\text{t}^{-1}\text{]}$$



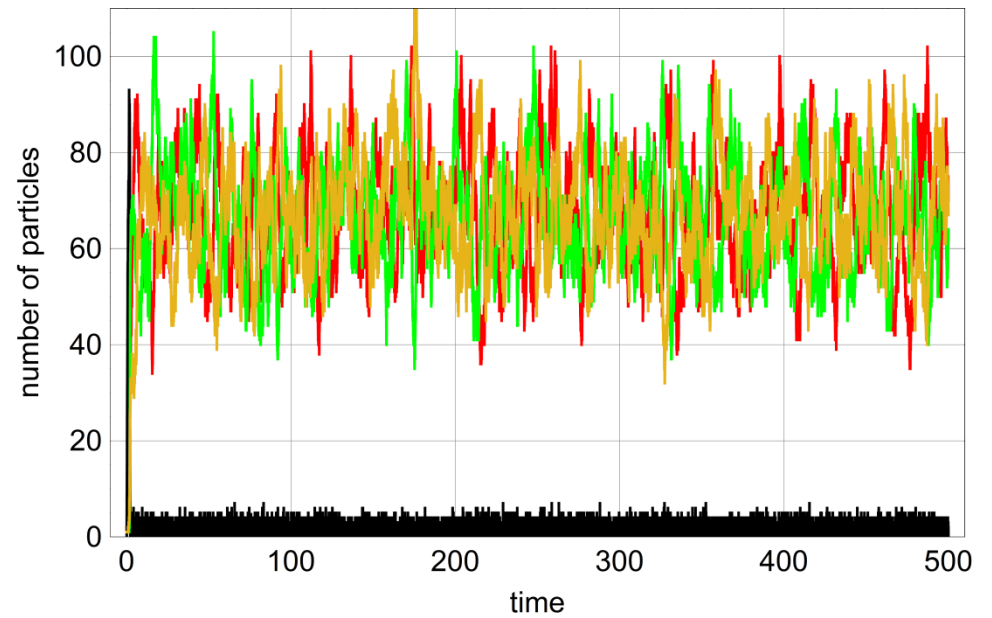
$$k_1 = k_2 = 0.002 \text{ [M}^{-1}\text{t}^{-1}\text{]}$$

Choice of other parameters:  $a_0 = 200$ ;  $r = 0.5 \text{ [Vt}^{-1}\text{]}$

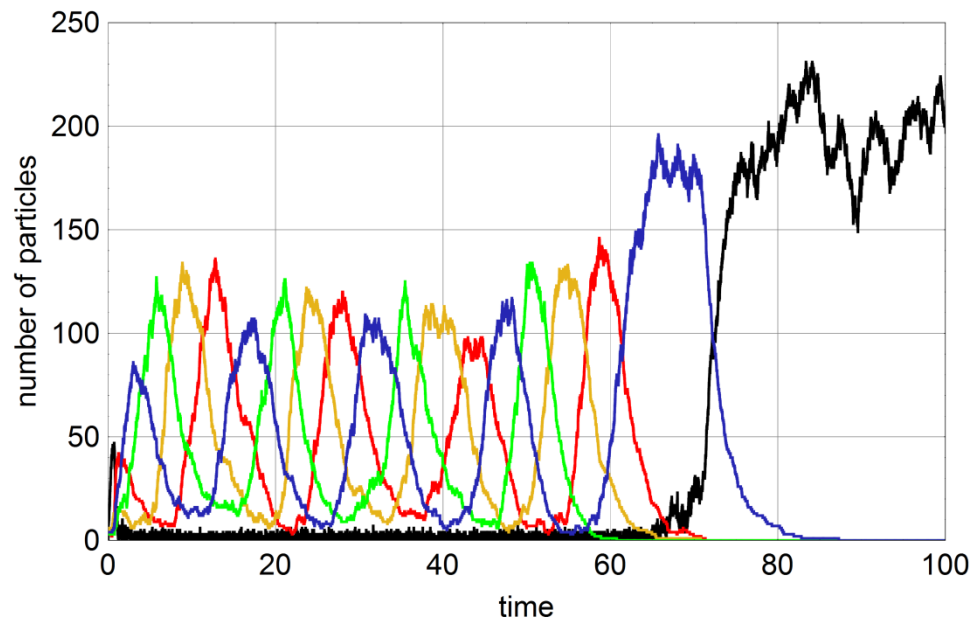
Stochastic cooperation with  $n = 2$



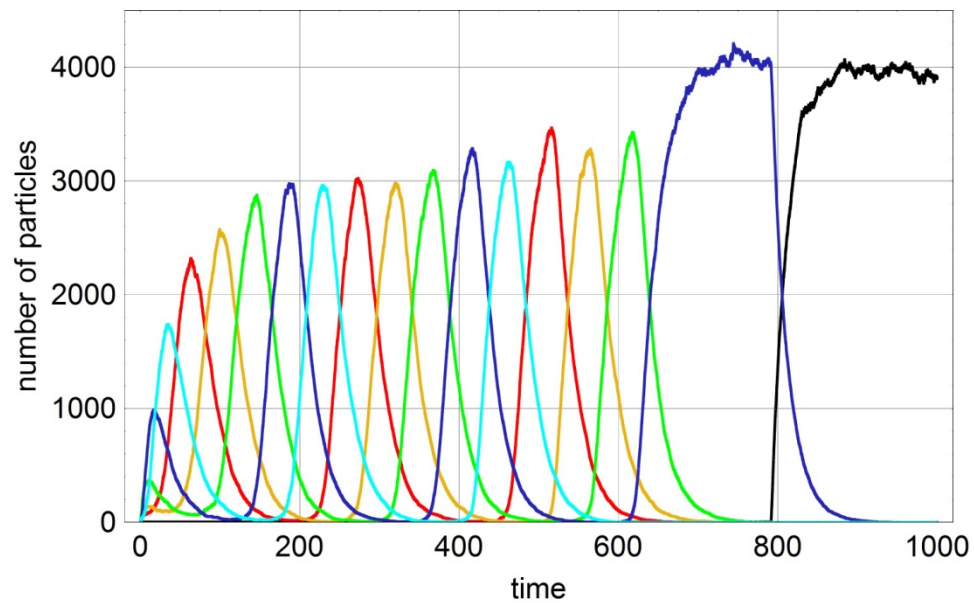
stochastic hypercycles with  $n = 3$

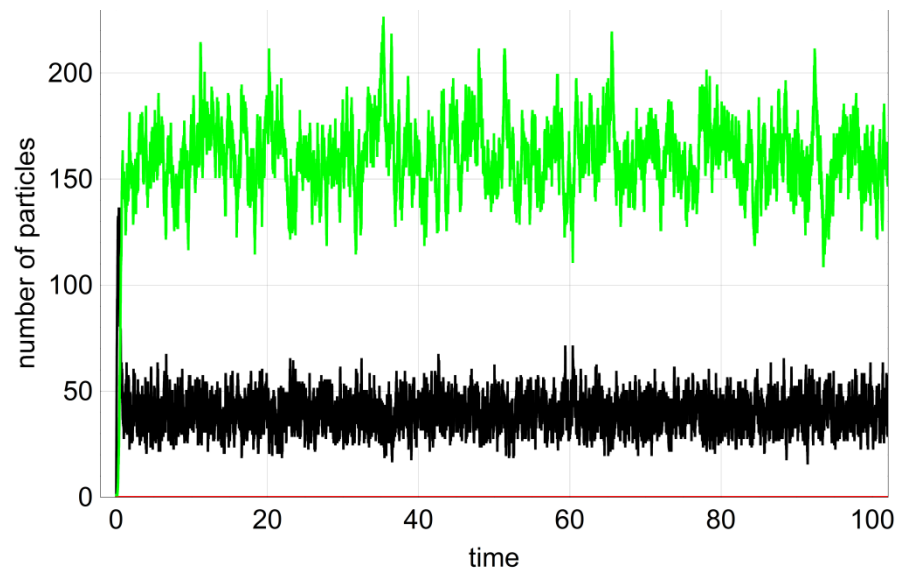
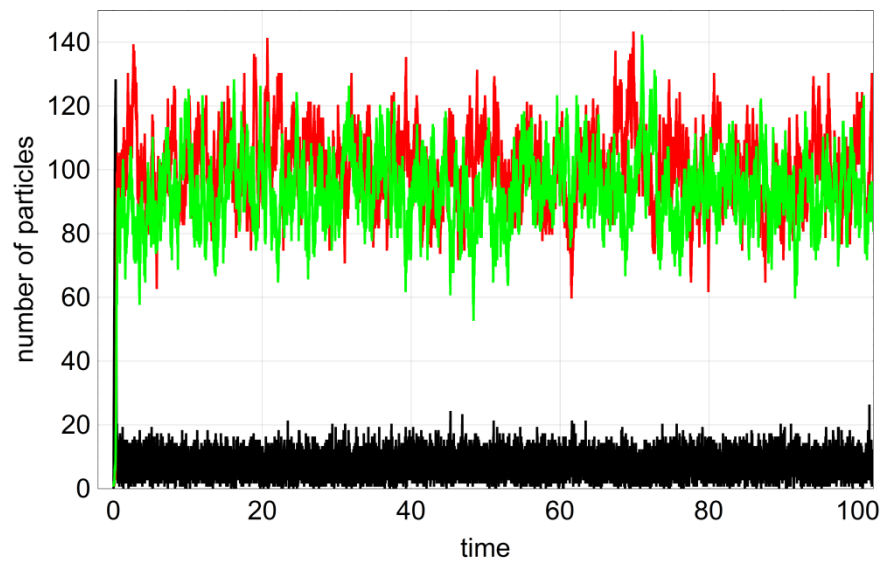
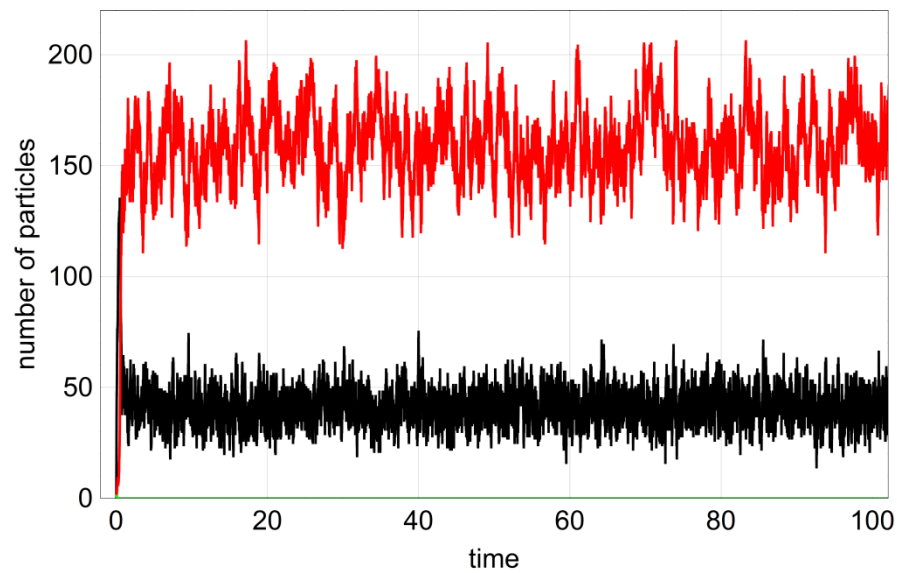
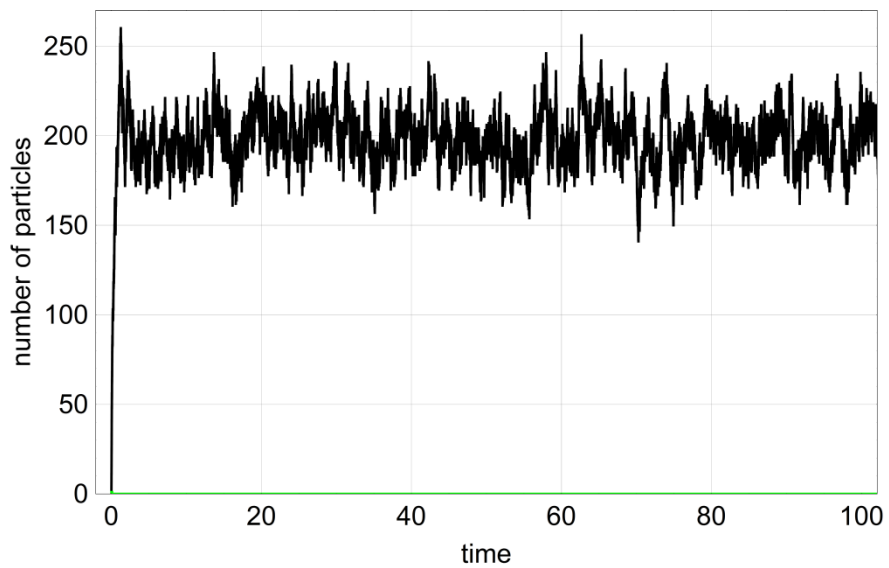


stochastic hypercycles with  $n = 4$



stochastic hypercycles with  $n = 5$





Competition and cooperation with  $n = 2$

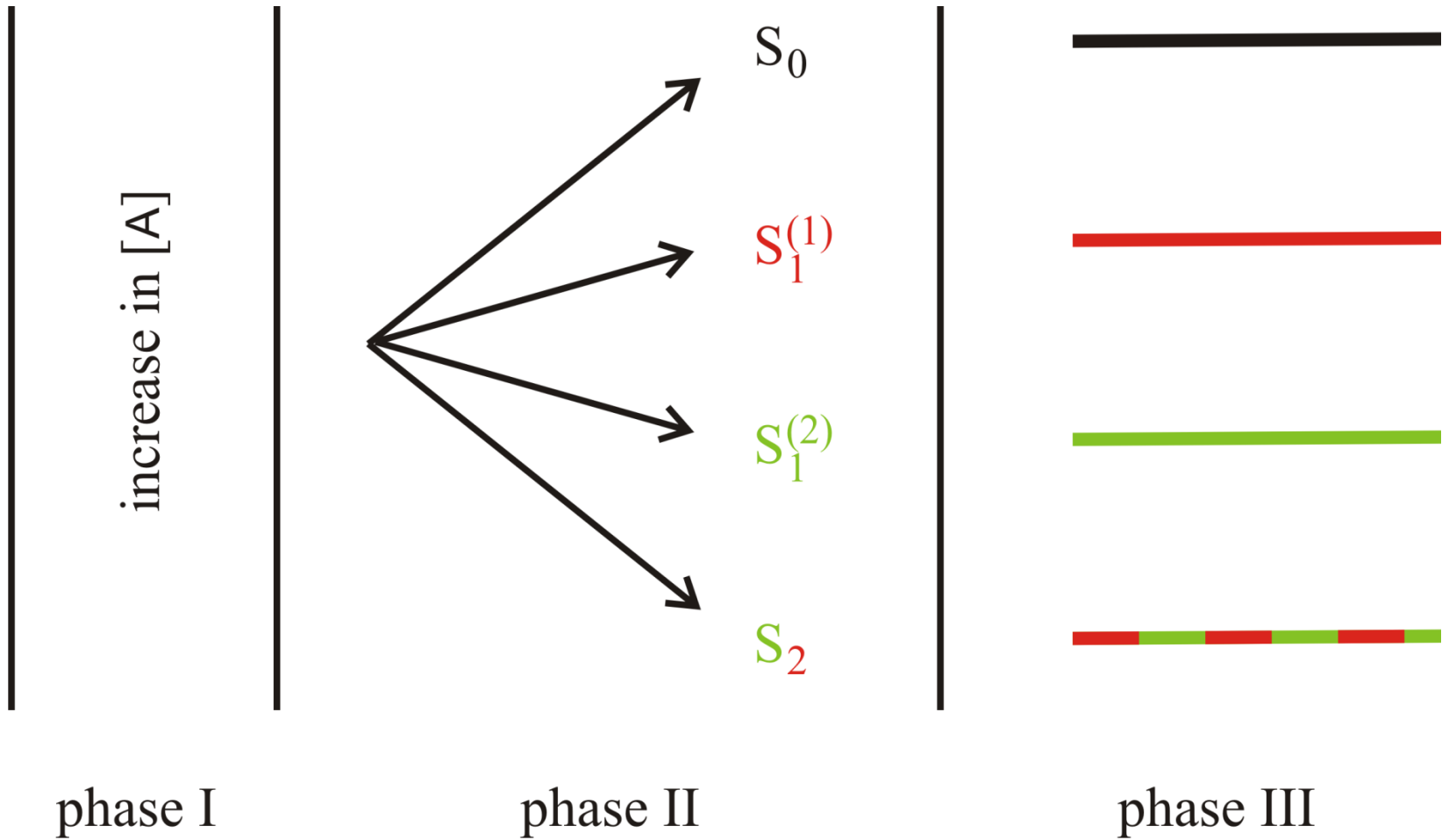
Initial values		Final states			
$X_1(0)$	$X_2(0)$	$N_{S_0}$	$N_{S_1^{(1)}}$	$N_{S_1^{(2)}}$	$N_{S_2}$
1	1	$385.1 \pm 23.6$	$1481.0 \pm 36.8$	$1719.6 \pm 37.8$	$6414.3 \pm 53.8$
2	2	$14.9 \pm 2.6$	$303.7 \pm 16.0$	$354.5 \pm 23.8$	$9326.8 \pm 22.7$
3	3	0	$70.2 \pm 10.0$	$106.2 \pm 10.9$	$9823.4 \pm 15.7$
4	4	0	$12.1 \pm 2.6$	$28.0 \pm 5.0$	$9959.9 \pm 6.4$

Choice of parameters:  $f_1 = 0.011$  [ $M^{-1}t^{-1}$ ];  $f_2 = 0.009$  [ $M^{-1}t^{-1}$ ];

$k_1 = 0.0050$  [ $M^{-2}t^{-1}$ ];  $k_2 = 0.0045$  [ $M^{-2}t^{-1}$ ];

$a_0 = 200$ ;  $r = 0.5$  [ $Vt^{-1}$ ];  $a(0) = 0$

Competition and cooperation with  $n = 2$



Random decision in the stochastic process



$$a(0) = 0, x_1(0) = x_2(0) = 1$$

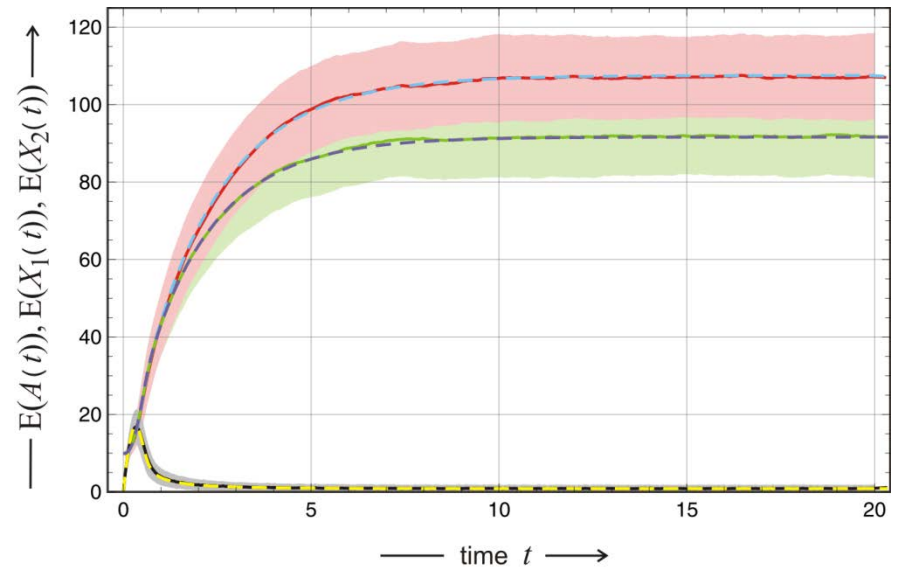
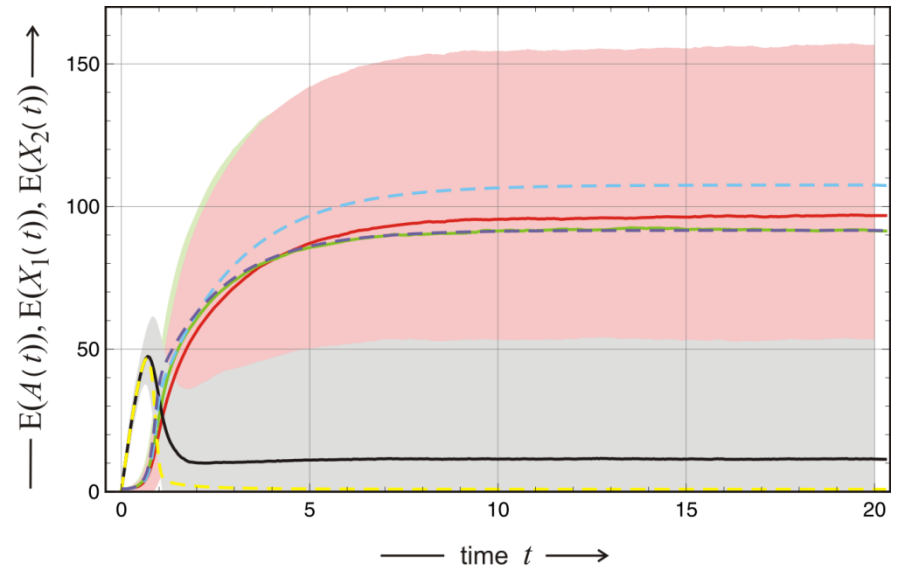
expectation values and  $1\sigma$ -bands

choice of parameters:  $a_0 = 200, r = 0.5 \text{ [Vt}^{-1}\text{]}$

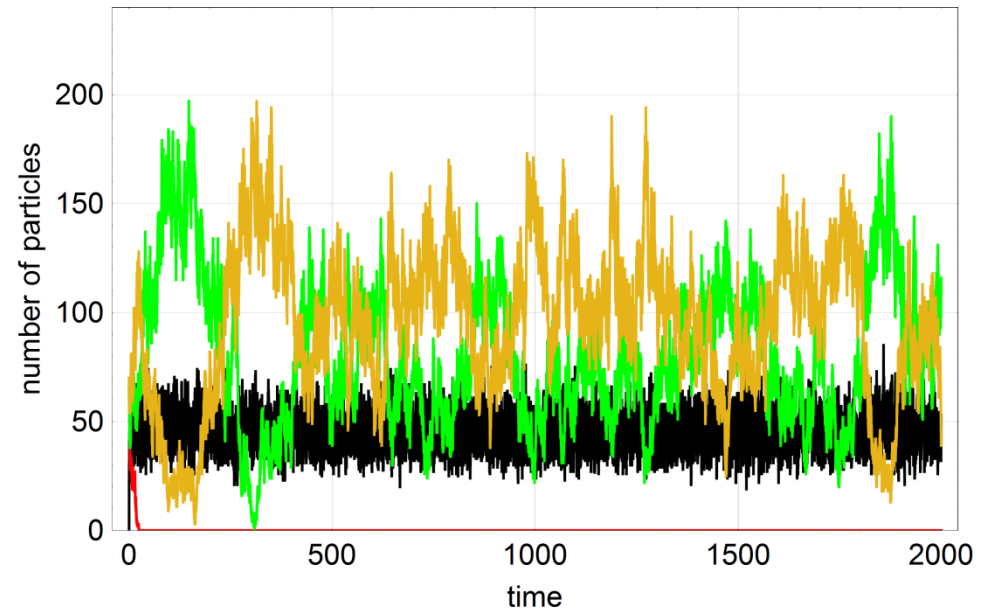
$$f_1 = 0.09 \text{ [M}^{-1}\text{t}^{-1}\text{]}, f_2 = 0.11 \text{ [M}^{-1}\text{t}^{-1}\text{]},$$

$$k_1 = 0.0050 \text{ [M}^{-2}\text{t}^{-1}\text{]}, k_2 = 0.0045 \text{ [M}^{-2}\text{t}^{-1}\text{]}$$

$$a(0) = 0, x_1(0) = x_2(0) = 10$$

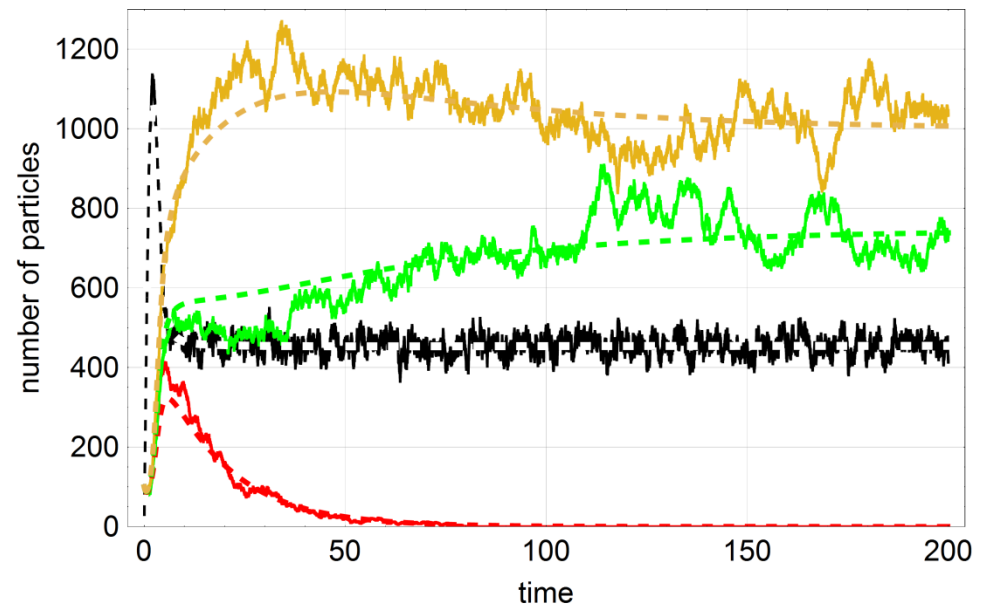


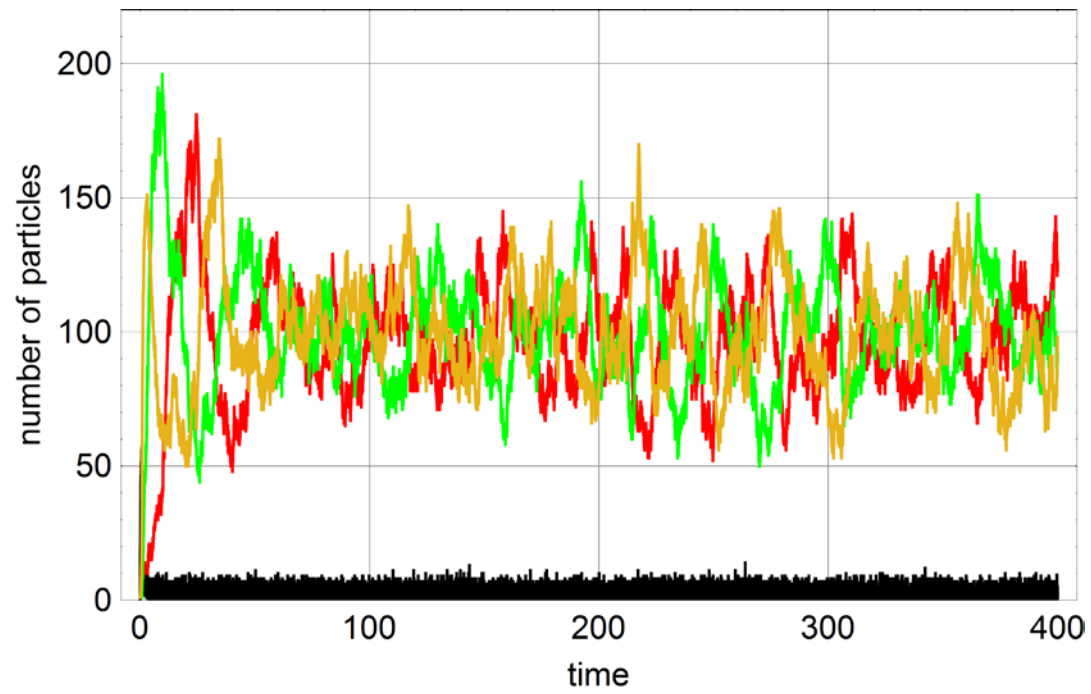
$$a_0 = 220$$



$n = 3$ , state of exclusion  $S_2^{(1)}$

$$a_0 = 2200$$





$n = 3$ , state of cooperation  $S_3$

1. Motivation
2. Examples of major transitions
3. A kinetic toy model for major transitions
4. Stochastic analysis of the toy model
- 5. Some conclusions**

## Symbiosis

The presumably most common form is the endosymbiosis [12] in eukaryotic cells of animals and fungi where the cellular nucleus and the mitochondria reproduce autonomously but strong mutual dependence is caused by the majority of mitochondrial genes being stored in the nuclear genome and strong metabolic interaction since oxidative phosphorylation is performed only in mitochondria. The extension to three cooperating partners has happened in the cells of plants and algae where the chloroplasts represent a second class of endosymbionts [23]. Several other examples of three-way symbiosis are known, for example, the systematic studies on ants–fungi–bacteria systems [24]. Examples of four-way symbiosis seem to be rare [25].

## Austerity versus abundance

In summary, the toy model for transitions has nicely demonstrated that small resources give rise to selection whereas abundant resources allow for the formation of cooperative systems and in this way initiate major transitions. The model was conceived for the formation of symbiotic units, which admittedly is based on an easy to understand and to formalize mode of cooperative interaction. Other cooperative interactions in biology and the complex interaction networks in technology based economics are much harder to model but it seems highly plausible that the result will be the same: Scarcity drives optimization but true innovation and major transitions require abundant resources

Thank you for your attention!

Web-Page for further information:

<http://www.tbi.univie.ac.at/~pks>

